


BC1000XL Brush Chipper

Parts Manual



Publish Date Tue, 18 Aug 2020
Serial No.
Order No. 105400ZSB



Vermeer[®]

EQUIPPED TO
DO MORE.[®]

HOW TO USE THE MANUAL

This manual contains illustrations and parts lists of components and assemblies which make up the machine. Each page consists of the name of the assembly or component, a figure number, reference numbers, part numbers, part names, and the quantities of the parts used.

Assembly or component name helps identify the illustration and parts list for each figure. This name also helps locate the general area of the machine where the assembly or component can be located.

Figure numbers are used to identify each assembly or component and to group these assemblies or components into major categories.

Reference numbers shown in a column refer to the numbered parts in the illustration. This ties the part in the illustration to the part number and description in the parts list.

Part numbers are used to identify individual parts or part assemblies.

Part descriptions provide the name of the part, plus additional information such as dimensional specifications and what parts are grouped together to form part assemblies, which helps you identify the part(s).

Quantities listed for each figure are only for that assembly or component and not the total used per machine.

This parts manual is not intended to be a complete guide for machine service or repairs. Contact your Vermeer dealer for any of your service or technical requirements.

ORDERING PARTS

Parts for repair or replacement are available through our network of authorized dealers located throughout the world.

Use only authorized Vermeer parts for repair or replacement. Always give the serial number and

model number of the machine for which parts are being ordered. When ordering parts for component(s), which are not manufactured by Vermeer Corporation, also give the serial number of that component(s). Order all parts by part number, part name, and quantity needed.

UPDATING AND REORDERING MANUALS

The parts lists, illustrations, and specifications in this manual are based on the latest information available at time of publication. Your machine may have product improvements and options not yet contained in this manual.

Vermeer Corporation reserves the right to make changes at any time without notice or obligation to you.

Your dealer will receive notice of these changes and can assist you with accurate parts identification when ordering.

A copy of this manual is supplied with each machine. Additional copies are available through your dealer. When ordering additional manuals, use the reorder number listed on the front cover and the quantity needed.

NOTICE TO OWNER

Replacement manuals are free of charge by registering your **used** Vermeer machine. Your machine's Operator's, Maintenance and Parts Manuals may be available online at www.myvermeer.com. For questions about online or printed manuals, or to register a used machine, contact the Customer Data Department by telephone: 800-829-0051 or 641-628-3141; email: dataanalytics@vermeer.com; internet: www.vermeer.com or www.myvermeer.com; or, letter: Customer Data Dept., Vermeer Corporation, PO Box 200, Pella IA 50219 USA.

Frame - Section 01

Main Housing & Frame (SN 15079-16072)	01-01
Main Housing & Frame (SN 16073-18597)	01-01R01
Main Housing & Frame (SN 18598-18877)	01-01R02
Main Housing & Frame (SN 18878-)	01-01R03
Infeed Table (SN 15079-16595)	01-02
Infeed Table (SN 15079-16595)	01-02R01
Infeed Table (SN 16596- 18567)	01-02R02
Infeed Table (SN 18568-)	01-02R03
Infeed Table - Euro	01-02X01
Infeed Table - Euro	01-02X01R01
Infeed Chute	01-03
Infeed Chute	01-03R01
Infeed Chute	01-03R02
Infeed Chute	01-03R03
Infeed Chute - Euro	01-03X01
Infeed Chute - Euro	01-03X01R01
Infeed Chute - Euro	01-03X01R02
Discharge Neck	01-04
Discharge Neck (SN 15079-18138)	01-04R01
Discharge Neck (SN 18139-)	01-04R02
Engine Enclosure Sub-Frame	01-05
Engine Enclosure Sub-Frame - Euro	01-05X01
Cat 49HP Engine Enclosure (SN 15079-16405)	01-06
Cat 49HP Engine Enclosure (SN 15079-16405)	01-06R01
Cat 49HP Engine Enclosure (SN 16406-18166)	01-06R02
Cat 49HP Engine Enclosure (SN 18167-)	01-06R03
Cummins 85HP Engine Enclosure (SN 15079-16405)	01-07
Cummins 85HP Engine Enclosure (SN 15079-16405)	01-07R01
Cummins 85HP Engine Enclosure (SN 16406-)	01-07R02
Vandal Cover	01-08
Vandal Cover	01-08R01
Fender Marker Whips	01-09

Axle/Tries/Wheels - Section 02

15" Wheel, 5200LB Axle - Electric Brakes (SN 15079-18591)	02-01
15" Wheel, 5200LB Axle - Electric Brakes (SN 18592 -)	02-01R01
16" Wheel, 5200LB Axle - Electric Brakes (SN 15079-18591)	02-02
16" Wheel, 5200LB Axle - Electric Brakes (SN 18592 -)	02-02R01
16" Wheel, 7000LB Axle - Electric Brakes(SN 15079-17282)	02-03

Table of Contents

BC1000XL (SN 15079-19199)

16" Wheel, 7000LB Axle - Electric Brakes(SN 17283-18591)	02-03R01
16" Wheel, 7000LB Axle - Electric Brakes(SN 18592 -)	02-03R02
Axle Hydraulic Brakes	02-03X01
Axle Hydraulic Brakes (SN 15079 - 18591)	02-03X01R01
Axle Hydraulic Brakes (SN 18592 -)	02-03X01R02
Axle Mounts - Euro	02-03X02
Axle Mounts - Euro	02-03X02R01
Axle - Euro (SN 15079-17275)	02-03X03
Axle - Euro (SN 17276-)	02-03X03R01
Fenders	02-04
Fenders - Euro	02-04X01
Fenders - Euro	02-04X01R01
Tongue	02-05
Tongue Hydraulic Brakes(SN 15079-17300-)	02-05X01
Tongue Hydraulic Brakes(SN 17301-)	02-05X01R01
Tongue - Euro	02-05X02
Tongue - Aus	02-05X03
Tongue - Hydraulic Brakes Aus (SN 17301-)	02-05X04
Pintle Hitch	02-06
2" Ball Hitch	02-07
2" Ball Hitch	02-07R01
2 5/16" Ball Hitch	02-08
Pin Hitch	02-09
Bulldog Hitch	02-09X01
Bulldog Hitch	02-09X01R01
Flag Mounts	02-10
Cone Storage	02-11
Chute - Section 03	
Chute Rotation	03-01
Deflector - Basic	03-02
Deflector - Deluxe	03-03
Deflector - Deluxe	03-03R01
Sound Reduction	03-04
Sound Reduction	03-04R01
Deluxe Sound Reduction	03-05
Deluxe Sound Reduction	03-05R01
Deluxe Sound Reduction	03-05R02
Engine - Section 04	
Cat 49HP Engine & Mounts (SN 15079-16281)	04-01

Table of Contents

BC1000XL (SN 15079-19199)

Cat 49HP Engine & Mounts (SN 15079-16281)	04-01R01
Cat 49HP Engine & Mounts (SN 15079-16281)	04-01R02
Cat 49HP Engine & Mounts (SN 15079-16281)	04-01R03
Cat 49HP Engine & Mounts (SN 16282-16698)	04-01R04
Cat 49HP Engine & Mounts (SN 16699-)	04-01R05
Cat 49HP Engine Accessories (SN 15079-15843)	04-02
Cat 49HP Engine Accessories (SN 15079-15843)	04-02R01
Cat 49HP Engine Accessories (SN 15844-)	04-02R02
Cat 49HP Air Cleaner (SN 15079-16930)	04-03
Cat 49HP Air Cleaner SN (15079-16930)	04-03R01
Cat 49HP Air Cleaner (SN 16931-17080)	04-03R02
Cat 49HP Air Cleaner (SN 17081-17625)	04-03R03
Cat 49HP Air Cleaner (SN 17626-)	04-03R04
Cat 49HP Throttle	04-04
Cat 49HP Throttle - LHC	04-04X01
Cat 49HP Radiator	04-05
Cummins 85HP Engine & Mounts (SN 15079- 15475)	04-06
Cummins 85HP Engine & Mounts (SN 15079- 15475)	04-06R01
Cummins 85HP Engine & Mounts (SN 15079- 15475)	04-06R02
Cummins 85HP Engine & Mounts (SN 15476-)	04-06R03
Cummins 85HP Engine & Mounts (SN 15476-16281)	04-06R04
Cummins 85HP Engine & Mounts (SN 16282-)	04-06R05
Cummins 85HP Engine Accessories	04-07
Cummins 85HP Air Cleaner (SN 15079-16930)	04-08
Cummins 85HP Air Cleaner (SN 15079-16930)	04-08R01
Cummins 85HP Air Cleaner (SN 16931-17320)	04-08R02
Cummins 85HP Air Cleaner (SN 17321-)	04-08R03
Cummins 85HP Throttle	04-09
Cummins 85HP Radiator	04-10
Cummins 85HP Radiator	04-10R01
Cummins 74HP Tier 4 Interim/Stage IIIB Air Cleaner	04-10X01
Cummins 74HP Tier 4 Interim/Stage IIIB Cooling Package (SN 17346-18618)	04-10X02
Cummins 74HP Tier 4 Interim/Stage IIIB Cooling Package (SN 18619 -)	04-10X02R01
Cummins 74HP Tier 4 Interim/Stage IIIB Throttle Cable	04-10X03
Cummins 74HP Tier 4 Interim/Stage IIIB Engine Accessories	04-10X04
Cummins 74HP Tier 4 Interim/Stage IIIB Engine Mounts	04-10X05
Cummins 74HP Tier 4 Interim/Stage IIIB Engine Enclosure	04-10X06
Cummins 74HP Tier 4 Interim/Stage IIIB Engine Enclosure (SN 18702-)	04-10X06R01
Fuel Tank	04-11
Fuel Tank	04-11R01

Table of Contents

BC1000XL (SN 15079-19199)

Locking Fuel Cover	04-12
Locking Fuel Cover	04-12R01
Drive - Section 05	
Drum Sub (SN 15079-15249)	05-01
Drum Sub (SN 15250-)	05-01R01
Drum Sub (SN 15079-15249)	05-02
Drum Sub (SN 15250-)	05-02R01
Feed Roller(S/N 15079-17379)	05-03
Feed Roller(S/N 17380-)	05-03R01
Clutch Arm	05-04
RHC Clutch Linkage & Handle	05-05
RHC Clutch Linkage & Handle	05-05R01
LHC Clutch Linkaget (SN 15079-16951)	05-05X01
LHC Clutch Linkaget (SN 16952-18016)	05-05X01R01
LHC Clutch Linkaget (SN 18017-)	05-05X01R02
LHC Clutch Linkaget (SN 18017-)	05-05X01R03
Cat 49Hp Drive Shaft (SN 15079-15551)	05-06
Cat 49Hp Drive Shaft (SN 15552-)	05-06R01
Cummins 85Hp Drive Shaft (SN 15079-15551)	05-07
Cummins 85Hp Drive Shaft (SN 15552-)	05-07R01
Belt Guard (SN 15079-16172)	05-08
Belt Guard (SN 16173-17828)	05-08R01
Belt Guard (SN 17829-)	05-08R02
Electrical - Section 06	
Cat 49HP Control Panel	06-01
Cat 49HP Control Panel	06-01R01
Cat 49HP Electrical Components (SN 15079-15976)	06-02
Cat 49HP Electrical Components (SN 15079-15976)	06-02R01
Cat 49HP Electrical Components (SN 15977-)	06-02R02
Cat 49HP Battery (SN 15079 - 18597)	06-03
Cat 49HP Battery (SN 18598-)	06-03R01
Cummins 85HP Control Panel	06-04
Cummins 85HP Control Panel	06-04R01
Cummins 85HP Deluxe Control Panel	06-05
Cummins 85HP Deluxe Control Panel	06-05R01
Cummins 85HP Electrical Components (SN 15079-15291)	06-06
Cummins 85HP Electrical Components (SN 15292-15344)	06-06R01
Cummins 85HP Electrical Components (SN 15345-)	06-06R02
Cummins 85HP Electrical Components (SN 15345-)	06-06R03

Table of Contents

BC1000XL (SN 15079-19199)

Cummins 85HP Electrical Components (SN 15345-18305)	06-06R04
Cummins 85HP Electrical Components (SN 18306-)	06-06R05
Cummins 85HP Battery (SN 15079-15291)	06-07
Cummins 85HP Battery (SN 15292-16838)	06-07R01
Cummins 85HP Battery (SN 16839 - 18597)	06-07R02
Cummins 85HP Battery (SN 18598 -)	06-07R03
Lower Safety Bar (SN 15079-18567)	06-08
Lower Safety Bar (SN 18568-)	06-08R01
Lower Safety Bar - Euro	06-08X01
Side Bar - Euro	06-08X02
Feed Table Linkage	06-08X03
Control Bar	06-09
Control Bar (SN 15079-19099)	06-09R01
Control Bar (SN 19100-)	06-09R02
LED Lights	06-10
LED Lights	06-10R01
LED Lights Australian	06-11
LED Lights Australian	06-11R01
LED Lights Euro RHC	06-12
LED Lights Euro RHC	06-12R01
LED Lights Euro LHC	06-13
LED Lights Euro LHC	06-13R01

Hydraulics - Section 07

Cat 49HP Hose Location Diagram	07-01
Cummins 85HP Hose Location Diagram	07-02
Hydraulic Components (SN 15079 - 18597)	07-03
Hydraulic Components (SN 18598 -)	07-03R01
Cat 49HP Pump	07-04
Cummins 85HP Pump	07-05

Decals - Section 08

Resource Library	08-01
Resource Library	08-01R01
PAL DVD Resource Library	08-01X01
Decal Listing Cat 49HP	08-02
Decal Listing Cummins 85HP (SN 15079-15551)	08-03
Decal Listing Cummins 85HP (SN 15079-15551)	08-03R01
Decal Listing Cummins 85HP (SN 15552-)	08-03R02
Decal Listing Right Side (SN 15079-15250)	08-04
Decal Listing Right Side (SN 15250-)	08-04R01

Table of Contents


BC1000XL (SN 15079-19199)

Decal Listing Right Side Cont.(SN 15079-17472)	08-05
Decal Listing Right Side Cont.(SN 15079-17472)	08-05R01
Decal Listing Right Side Cont.(SN 15079-17472)	08-05R02
Decal Listing Right Side Cont.(SN 17473-)	08-05R03
Decal Listing Left Side	08-06
Decal Listing Left Side Cont.	08-07
Decal Listing Top	08-08
Decal Listing Front (SN 15079-18591)	08-09
Decal Listing Front (SN 18592-)	08-09R01
Decal Listing Rear (SN 15079-15250)	08-10
Decal Listing Rear (SN 15250-)	08-10R01
Decal Listing Right Side - Int.(SN 15079-17472)	08-11
Decal Listing Right Side - Int.(SN 15079-17472)	08-11R01
Decal Listing Right Side - Int.(SN 15079-17472)	08-11R02
Decal Listing Right Side - Int.(SN 17473-)	08-11R03
Decal Listing Left Side - Int.	08-12
Decal Listing Top - Int.	08-13
Decal Listing Front - Int.	08-14
Decal Listing Rear - Int.	08-15
Decal Listing - No Txt.	08-16

Breakdown Components - Section 09

5200LB Axle Hub - Drum	09-01
5200LB Axle Hub - Drum	09-01R01
5200LB Electric Brakes	09-02
7000LB Axle Hub - Drum	09-03
7000LB Axle Hub - Drum	09-03R01
7000LB Electric Brakes	09-04
Drive Shaft	09-05
Manifold - Direction & Pressure Relief	09-06
Cat 49HP Air Cleaner	09-07
Cummins 85HP Air Cleaner	09-08
Cat 49HP Engine	09-09
Cummins 85HP Engine (SN 15079-15475)	09-10
Cummins 85HP Engine (SN 15476-)	09-10R01
Hydraulic Motor	09-11
Cummins 85HP Radiator/Charge Air Cooler	09-12
Axle & Drum (Hydraulic Brakes)	09-13
Hydraulic Brakes	09-14
Cummins 74HP T4I Engine	09-15

Frame

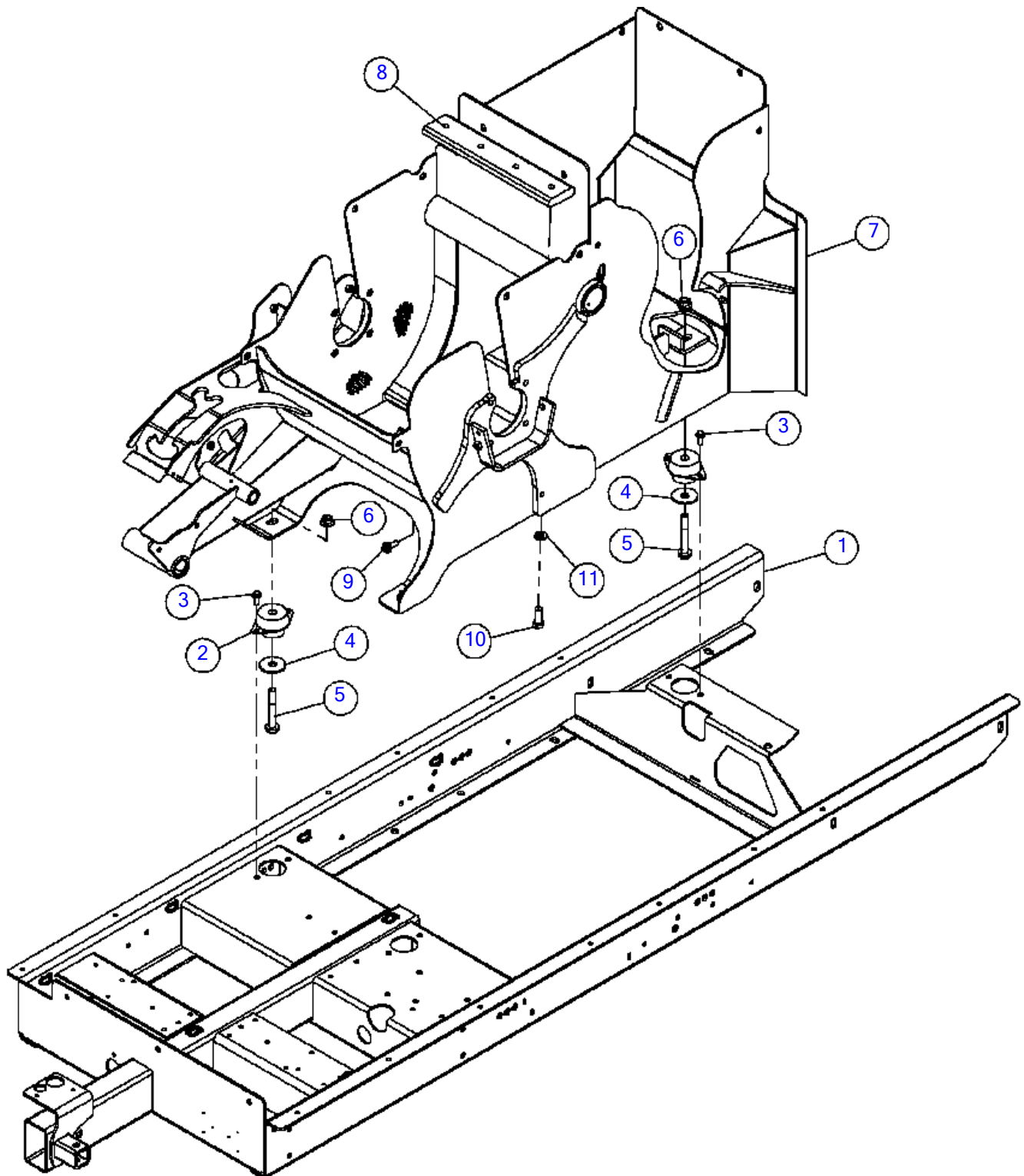


Frame

Main Housing & Frame (SN 15079-16072)	Fig	01-01
Main Housing & Frame (SN 16073-18597)	Fig	01-01R01
Main Housing & Frame (SN 18598-18877)	Fig	01-01R02
Main Housing & Frame (SN 18878-)	Fig	01-01R03
Infeed Table (SN 15079-16595)	Fig	01-02
Infeed Table (SN 15079-16595)	Fig	01-02R01
Infeed Table (SN 16596- 18567)	Fig	01-02R02
Infeed Table (SN 18568-)	Fig	01-02R03
Infeed Table - Euro	Fig	01-02X01
Infeed Table - Euro	Fig	01-02X01R01
Infeed Chute	Fig	01-03
Infeed Chute	Fig	01-03R01
Infeed Chute	Fig	01-03R02
Infeed Chute	Fig	01-03R03
Infeed Chute - Euro	Fig	01-03X01
Infeed Chute - Euro	Fig	01-03X01R01
Infeed Chute - Euro	Fig	01-03X01R02
Discharge Neck	Fig	01-04
Discharge Neck (SN 15079-18138)	Fig	01-04R01
Discharge Neck (SN 18139-)	Fig	01-04R02
Engine Enclosure Sub-Frame	Fig	01-05
Engine Enclosure Sub-Frame - Euro	Fig	01-05X01
Cat 49HP Engine Enclosure (SN 15079-16405)	Fig	01-06
Cat 49HP Engine Enclosure (SN 15079-16405)	Fig	01-06R01
Cat 49HP Engine Enclosure (SN 16406-18166)	Fig	01-06R02
Cat 49HP Engine Enclosure (SN 18167-)	Fig	01-06R03
Cummins 85HP Engine Enclosure (SN 15079-16405)	Fig	01-07
Cummins 85HP Engine Enclosure (SN 15079-16405)	Fig	01-07R01
Cummins 85HP Engine Enclosure (SN 16406-)	Fig	01-07R02
Vandal Cover	Fig	01-08
Vandal Cover	Fig	01-08R01
Fender Marker Whips	Fig	01-09

Main Housing & Frame (SN 15079-16072)

Fig 01-01



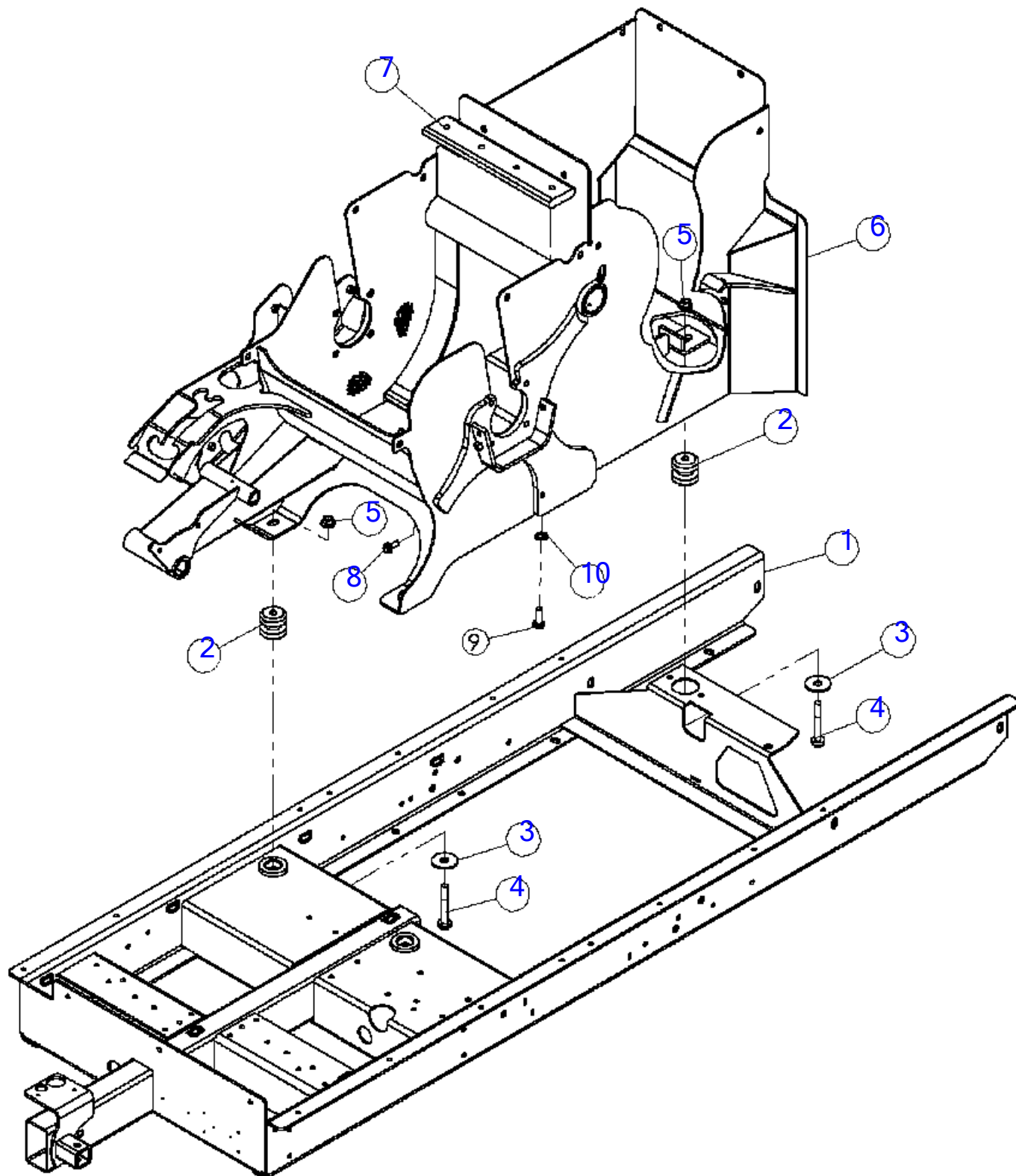
Main Housing & Frame (SN 15079-16072)

Fig 01-01

REF NO.	PART NO.	DESCRIPTION	QTY.	REMARKS
1	163672029	FRAME - BC1000 WELDMENT	1	
2	163713122	ISOLATOR - ASSEMBLY	3	
2	(180012428)	ISOLATOR-LOW FREQUENCY,1000#	3	
3	507612025	SCREW-HFS,M10-1.50X25,10.9,YZ,ANSI,B18.2.3.9M,FT	6	
4	155945001	WASHER - SNUB - .75-.81 X 2.50 - .19-YZ	3	
5	507614110	SCREW-HFS,M16-2.00X110,10.9,YZ,ANSI,B18.2.3.9M,PT	3	
6	507085016	NUT-HEXFLNG LOCK, M16-2.00,10.9,YZ,D6927	3	
7	163672282	HOUSING CUTTER BOX BC1000	1	
8	153345001	SHEAR BAR	1	
9	507613030	SCREW-HFS,M12-1.75X30,10.9,YZ,ANSI,B18.2.3.9M,PT	4	
10	508478040	SCREW-HCS,M16-2.00X40,10.9,YZ,ISO4017,FT	4	
11	508486016	WASHER - FLAT, HARDENED, M16, YZ, DIN6916	4	

Main Housing & Frame (SN 16073-18597)

Fig 01-01R01



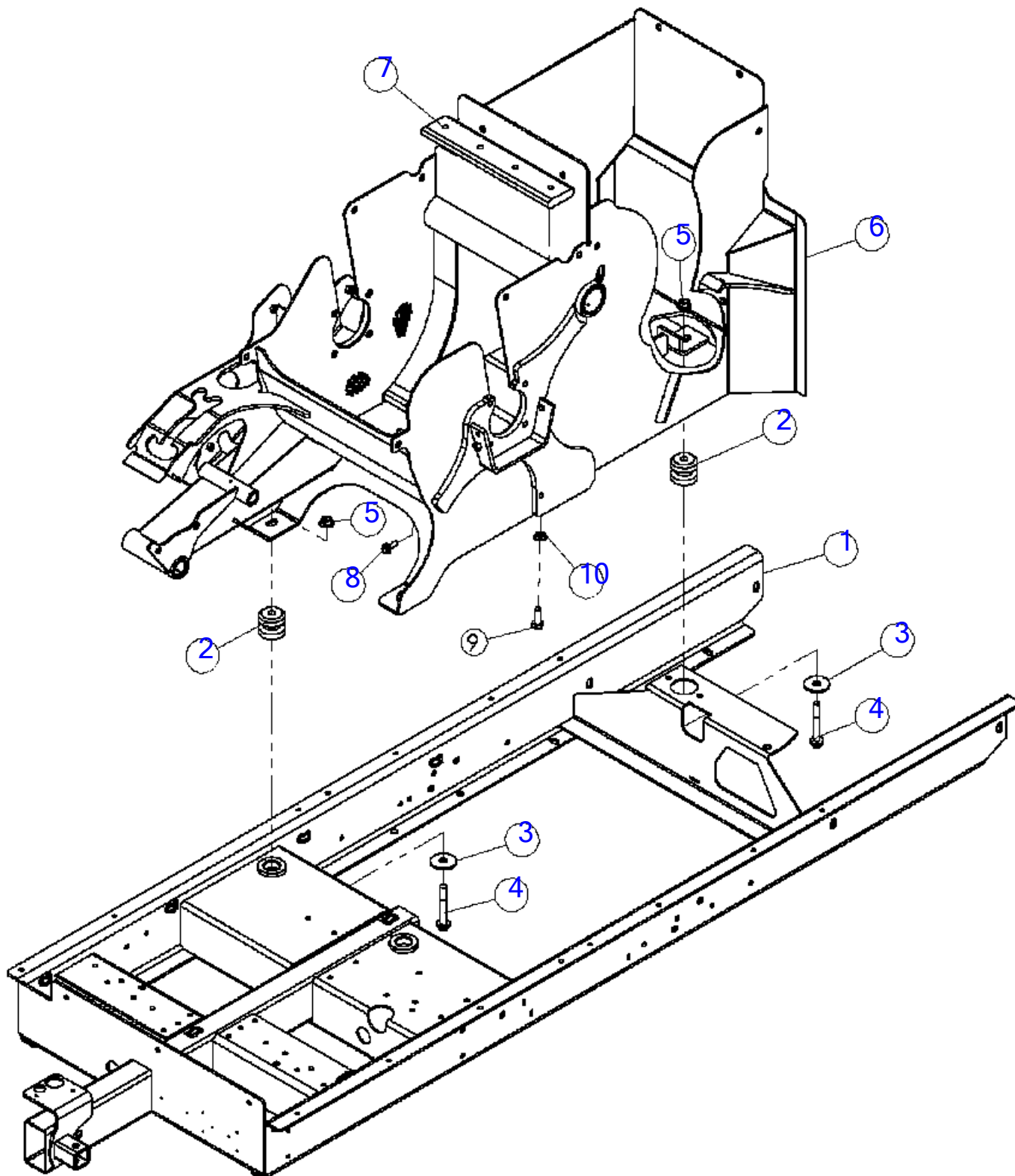
Main Housing & Frame (SN 16073-18597)

Fig 01-01R01

REF NO.	PART NO.	DESCRIPTION	QTY.	REMARKS
1	163672029	FRAME - BC1000 WELDMENT	1	
2	143679001	*MOUNT - ISOLATOR	3	
3	155945001	WASHER - SNUB - .75-.81 X 2.50 - .19-YZ	3	
4	507614110	SCREW-HFS,M16-2.00X110,10.9,YZ,ANSI,B18.2.3.9M,PT	3	
5	507085016	NUT-HEXFLNG LOCK, M16-2.00,10.9,YZ,D6927	3	
6	163672282	HOUSING CUTTER BOX BC1000	1	
7	153345001	SHEAR BAR	1	
8	507613030	SCREW-HFS,M12-1.75X30,10.9,YZ,ANSI,B18.2.3.9M,PT	4	
9	508478040	SCREW-HCS,M16-2.00X40,10.9,YZ,ISO4017,FT	4	
10	508486016	WASHER - FLAT, HARDENED, M16, YZ, DIN6916	4	

Main Housing & Frame (SN 18598-18877)

Fig 01-01R02



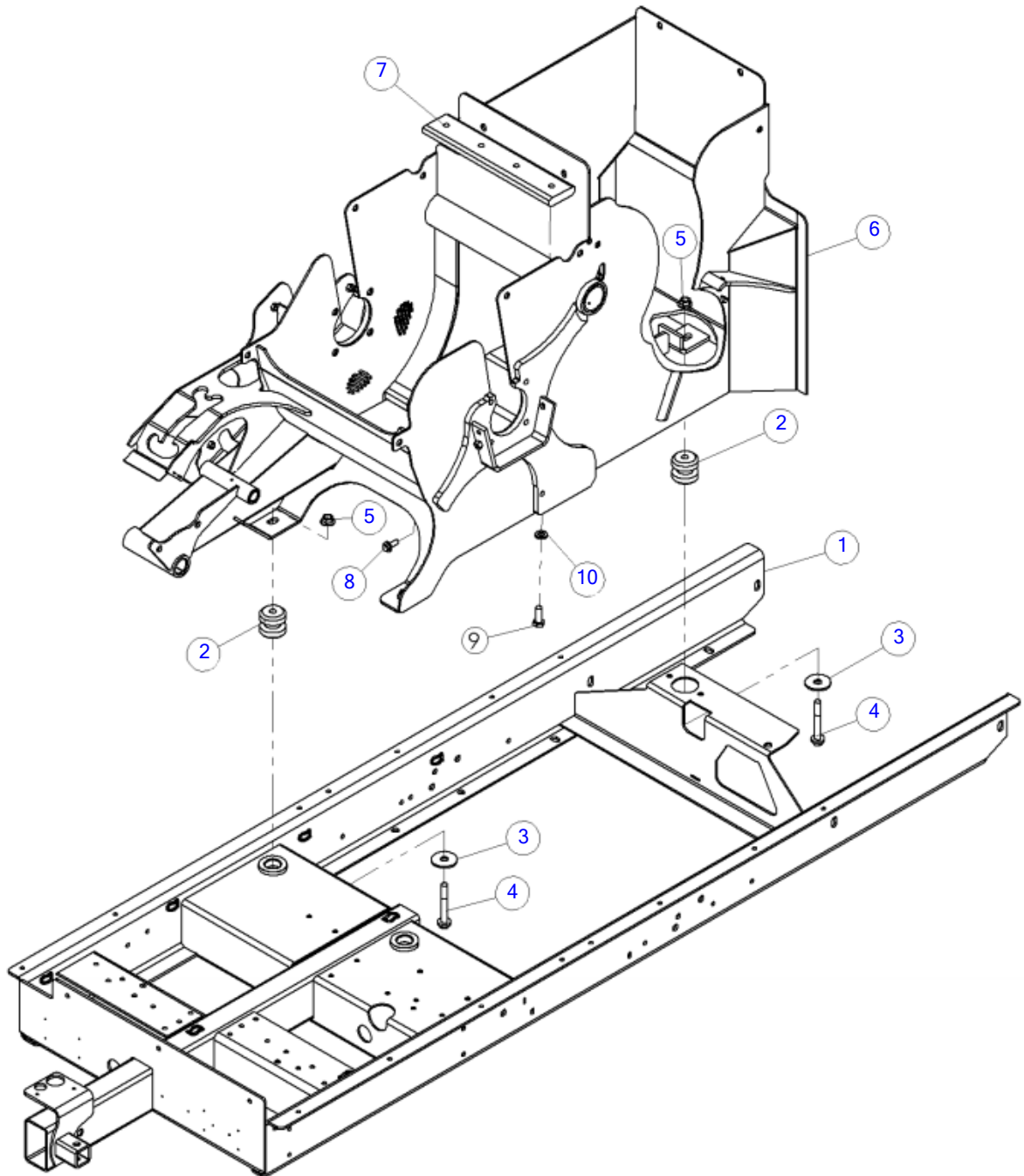
Main Housing & Frame (SN 18598-18877)

Fig 01-01R02

REF NO.	PART NO.	DESCRIPTION	QTY.	REMARKS
1	163677841	FRAME - BC1000 WELDMENT	1	
2	143679001	MOUNT - ISOLATOR	3	
3	155945001	WASHER - SNUB - .75-.81 X 2.50 - .19-YZ	3	
4	507614110	SCREW-HFS,M16-2.00X110,10.9,YZ,ANSI,B18.2.3.9M,PT	3	
5	507085016	NUT-HEXFLNG LOCK, M16-2.00,10.9,YZ,D6927	3	
6	163672282	HOUSING CUTTER BOX BC1000	1	
7	153345001	SHEAR BAR	1	
8	507613030	SCREW-HFS,M12-1.75X30,10.9,YZ,ANSI,B18.2.3.9M,PT	4	
9	508478040	SCREW-HCS,M16-2.00X40,10.9,YZ,ISO4017,FT	4	
10	508486016	WASHER - FLAT, HARDENED, M16, YZ, DIN6916	4	

Main Housing & Frame (SN 18878-)

Fig 01-01R03



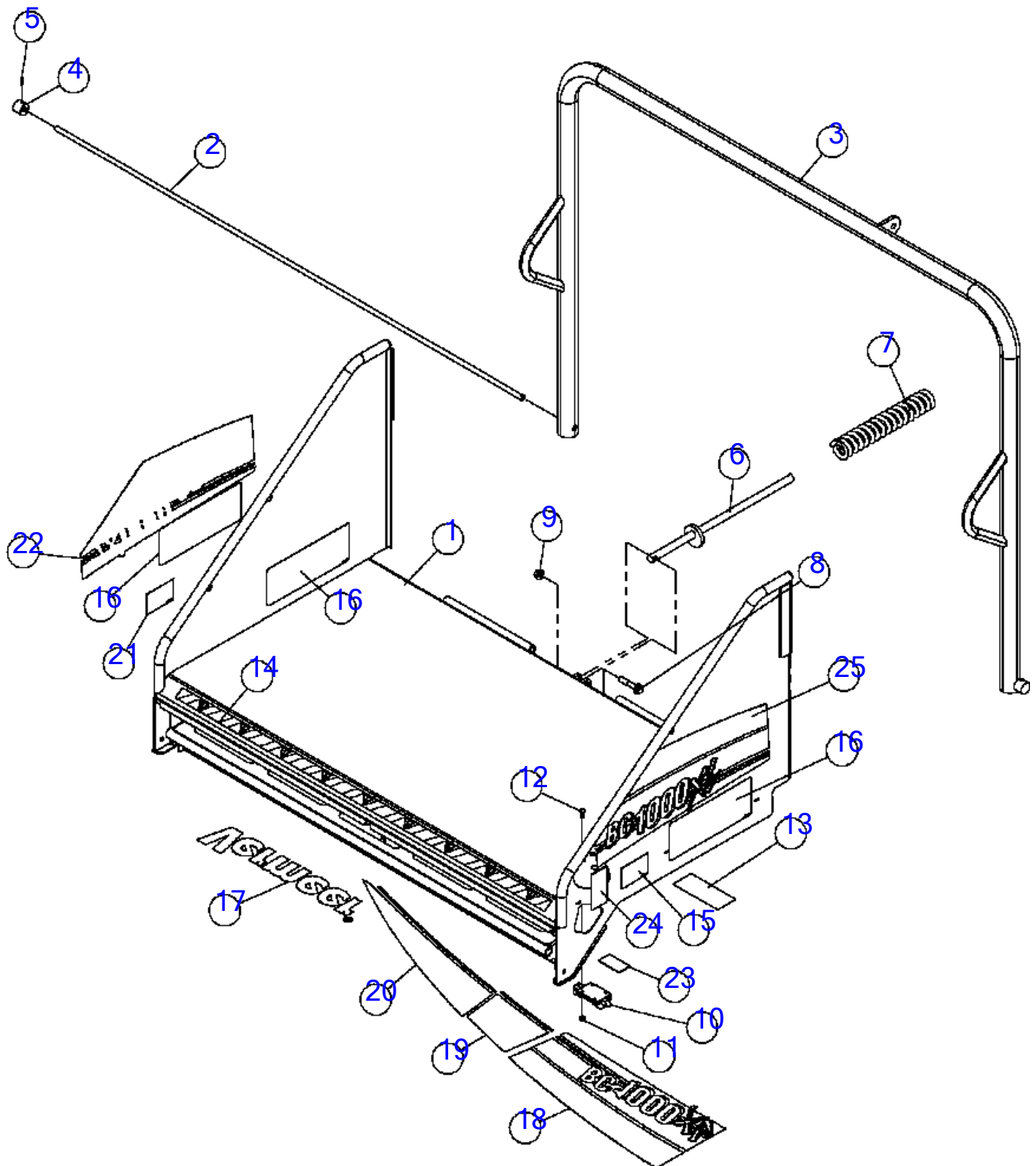
Main Housing & Frame (SN 18878-)

Fig 01-01R03

REF NO.	PART NO.	DESCRIPTION	QTY.	REMARKS
1	163672029	FRAME - BC1000 WELDMENT	1	
2	143679001	MOUNT - ISOLATOR	3	
3	155945001	WASHER - SNUB - .75-.81 X 2.50 - .19-YZ	3	
4	507614110	SCREW-HFS,M16-2.00X110,10.9,YZ,ANSI,B18.2.3.9M,PT	3	
5	507085016	NUT-HEXFLNG LOCK, M16-2.00,10.9,YZ,D6927	3	
6	163672282	HOUSING CUTTER BOX BC1000	1	
7	153345001	SHEAR BAR	1	
8	507613030	SCREW-HFS,M12-1.75X30,10.9,YZ,ANSI,B18.2.3.9M,PT	4	
9	508478040	SCREW-HCS,M16-2.00X40,10.9,YZ,ISO4017,FT	4	
10	508486016	WASHER - FLAT, HARDENED, M16, YZ, DIN6916	4	

Infeed Table (SN 15079-16595)

Fig 01-02



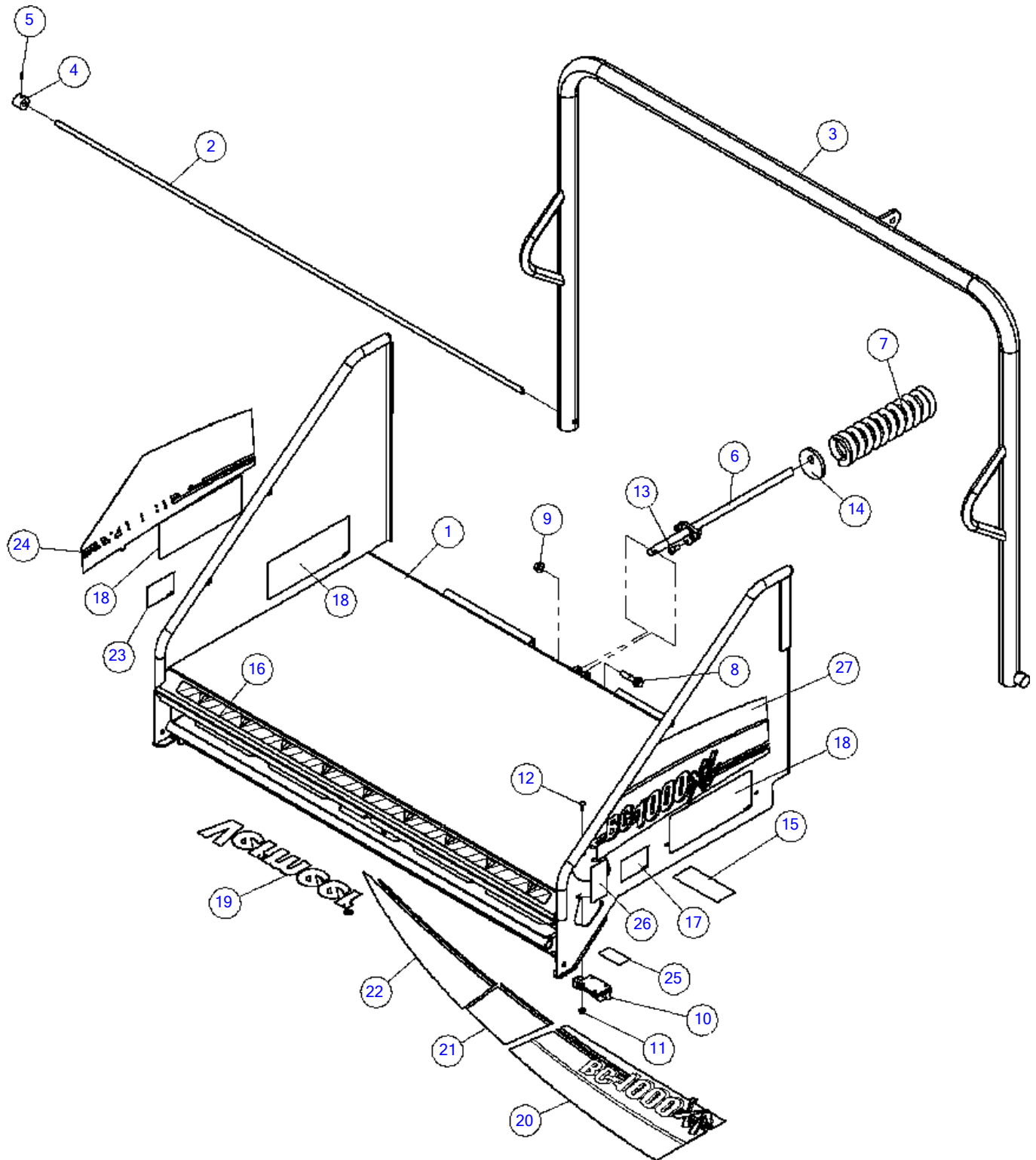
Infeed Table (SN 15079-16595)

Fig 01-02

REF NO.	PART NO.	DESCRIPTION	QTY.	REMARKS
1	180010104	INFEED TABLE	1	
2	180005062	ROD - INFEED TABLE HINGE	1	
3	156677001	WELDMENT - DIRECTIONAL CONTROL BAR	1	
4	155768001	CAP - ROD INFEED TABLE HINGE	2	
5	1788041	PIN EXPANSION 3/16 X 3/4 ZINC	2	
6	157692001	WELDMENT-LIFT ASSIST PLUNGER	1	
7	156769001	SPRING- COMP 2.194 OD X 12.5, 644.4LB/IN	1	
8	507613060	SCREW-HFS,M12-1.75X60,10.9,YZ,ANSI,B18.2.3.9M,PT	1	
9	507085012	NUT-HEXFLNG LOCK, M12-1.75,10.9,YZ,D6927	1	
10	180017010	LATCH-SLAM	1	
11	507085006	NUT-HEXFLNG LOCK,M6-1.00,10.9,YZ,D6927	4	
12	508484020	BOLT-CARG,M6-1.00X20 SHORT SQ., 8.8,YZ,ISO8678,FT	4	
13	7000b732	DECAL - SMARTFEED	1	
14	700ib505	DECAL - WARNING STRIPE	1	
15	7000b714	DECAL - PUSH BAR STOP FEED (RIGHT)	1	
16	7000b506	DECAL - DANGER	4	
17	2326608	DECAL-VERMEER 4"	1	
18	7000d681	BC1000XL INFEED TABLE RIGHT STRIPE	1	
19	7000d345	DECAL - BC1500 INFEED TABLE STRIPE MIDDLE	1	
20	7000d346	DECAL - BC1500 INFEED TABLE STRIPE LEFT	1	
21	7000b715	DECAL - PUSH BAR STOP FEED (LEFT)	1	
22	7000d990	BC1000XL LFT STRIPE REAR	1	
23	2326949	DECAL-WARNING 1 1/2 X 3 1/2	1	
24	7000c865	DECAL - WARNING REMOTE DISENGAGE	2	
25	7000d992	DECAL-BC1000XL RIGHT REAR STRIPE	1	

Infeed Table (SN 15079-16595)

Fig 01-02R01



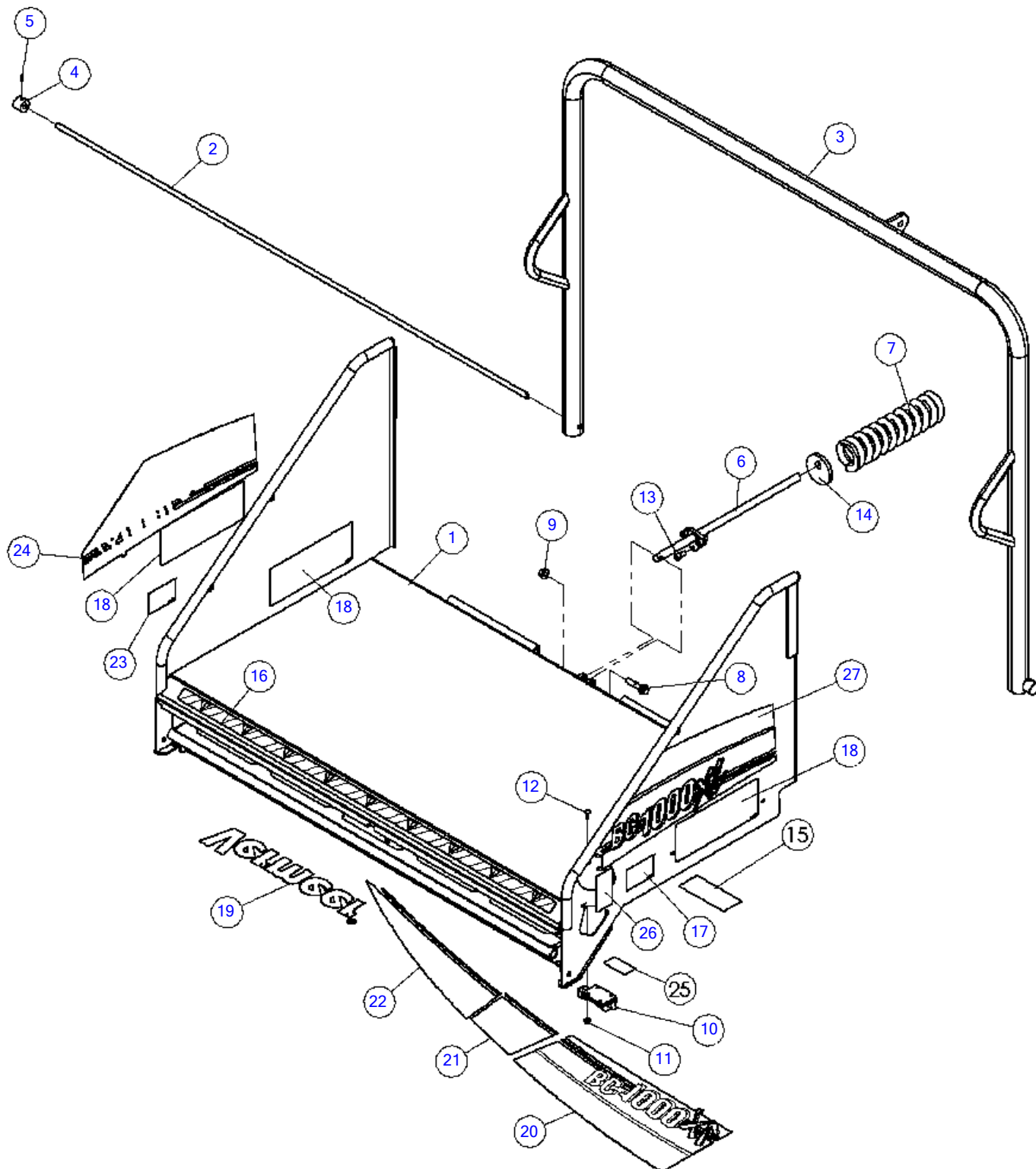
Infeed Table (SN 15079-16595)

Fig 01-02R01

REF NO.	PART NO.	DESCRIPTION	QTY.	REMARKS
1	180010104	INFEED TABLE	1	
2	180005062	ROD - INFEED TABLE HINGE	1	
3	156677001	WELDMENT - DIRECTIONAL CONTROL BAR	1	
4	155768001	CAP - ROD INFEED TABLE HINGE	2	
5	1788041	PIN EXPANSION 3/16 X 3/4 ZINC	2	
6	163677005	*WELDMENT - LIFT ASSIST PLUNGER	1	
7	163667617	*SPRING-COMP.3.25"OD X 12.5"1200LBF/IN	1	
8	507613060	SCREW-HFS,M12-1.75X60,10.9,YZ,ANSI,B18.2.3.9M,PT	1	
9	507085012	NUT-HEXFLNG LOCK, M12-1.75,10.9,YZ,D6927	1	
10	180017010	LATCH-SLAM	1	
11	507085006	NUT-HEXFLNG LOCK,M6-1.00,10.9,YZ,D6927	4	
12	508484020	BOLT-CARG,M6-1.00X20 SHORT SQ., 8.8,YZ,ISO8678,FT	4	
13	507715020	*BOLT-SHCS,M10-1.50X20,DIN912,12.9	3	
14	163677001	*SPACER - SPRING	1	
15	7000b732	DECAL - SMARTFEED	1	
16	700ib505	DECAL - WARNING STRIPE	1	
17	7000b714	DECAL - PUSH BAR STOP FEED (RIGHT)	1	
18	7000b506	DECAL - DANGER	4	
19	2326608	DECAL-VERMEER 4"	1	
20	7000d681	BC1000XL INFEED TABLE RIGHT STRIPE	1	
21	7000d345	DECAL - BC1500 INFEED TABLE STRIPE MIDDLE	1	
22	7000d346	DECAL - BC1500 INFEED TABLE STRIPE LEFT	1	
23	7000b715	DECAL - PUSH BAR STOP FEED (LEFT)	1	
24	7000d990	BC1000XL LFT STRIPE REAR	1	
25	2326949	DECAL-WARNING 1 1/2 X 3 1/2	1	
26	7000c865	DECAL - WARNING REMOTE DISENGAGE	2	
27	7000d992	DECAL-BC1000XL RIGHT REAR STRIPE	1	

Infeed Table (SN 16596- 18567)

Fig 01-02R02



Infeed Table (SN 16596- 18567)

Fig 01-02R02

REF NO.	PART NO.	DESCRIPTION	QTY.	REMARKS
1	180010104	INFEED TABLE	1	
2	180005062	ROD - INFEED TABLE HINGE	1	
3	163627880	*WELDMENT-DIRECTIONAL CONTROL BAR	1	
4	155768001	CAP - ROD INFEED TABLE HINGE	2	
5	1788041	PIN EXPANSION 3/16 X 3/4 ZINC	2	
6	163677005	*WELDMENT - LIFT ASSIST PLUNGER	1	
7	163667617	*SPRING-COMP.3.25"OD X 12.5"1200LBF/IN	1	
8	507613060	SCREW-HFS,M12-1.75X60,10.9,YZ,ANSI,B18.2.3.9M,PT	1	
9	507085012	NUT-HEXFLNG LOCK, M12-1.75,10.9,YZ,D6927	1	
10	180017010	LATCH-SLAM	1	
11	507085006	NUT-HEXFLNG LOCK,M6-1.00,10.9,YZ,D6927	4	
12	508484020	BOLT-CARG,M6-1.00X20 SHORT SQ., 8.8,YZ,ISO8678,FT	4	
13	507715020	*BOLT-SHCS,M10-1.50X20,DIN912,12.9	3	
14	163677001	*SPACER - SPRING	1	
15	7000b732	DECAL - SMARTFEED	1	
16	700ib505	DECAL - WARNING STRIPE	1	
17	7000b714	DECAL - PUSH BAR STOP FEED (RIGHT)	1	
18	7000b506	DECAL - DANGER	4	
19	2326608	DECAL-VERMEER 4"	1	
20	7000d681	BC1000XL INFEED TABLE RIGHT STRIPE	1	
21	7000d345	DECAL - BC1500 INFEED TABLE STRIPE MIDDLE	1	
22	7000d346	DECAL - BC1500 INFEED TABLE STRIPE LEFT	1	
23	7000b715	DECAL - PUSH BAR STOP FEED (LEFT)	1	
24	7000d990	BC1000XL LFT STRIPE REAR	1	
25	2326949	DECAL-WARNING 1 1/2 X 3 1/2	1	
26	7000c865	DECAL - WARNING REMOTE DISENGAGE	2	
27	7000d992	DECAL-BC1000XL RIGHT REAR STRIPE	1	

Infeed Table (SN 18568-)

Fig 01-02R03

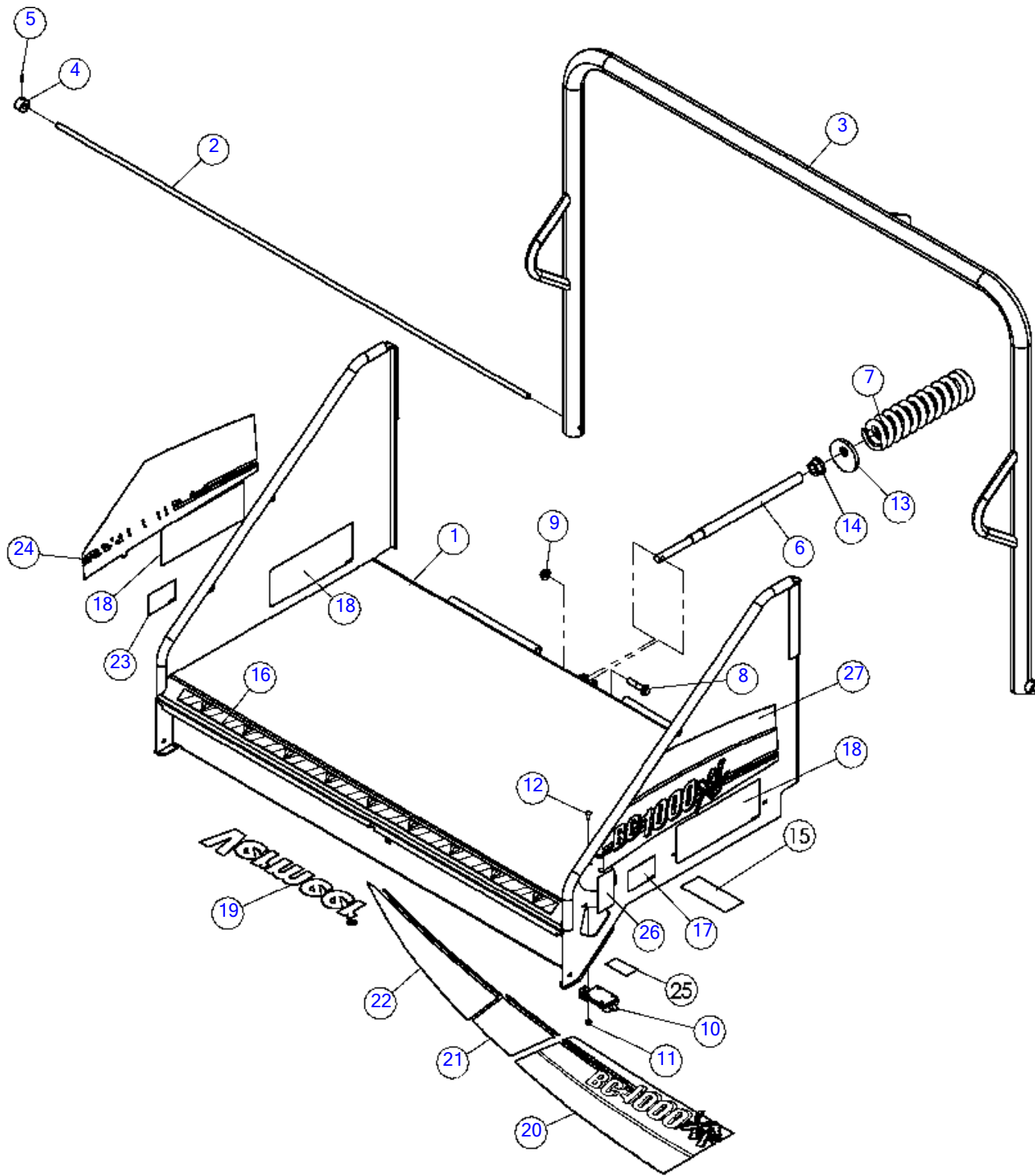


ILLUSTRATION NO: 163627915 Do Not Order

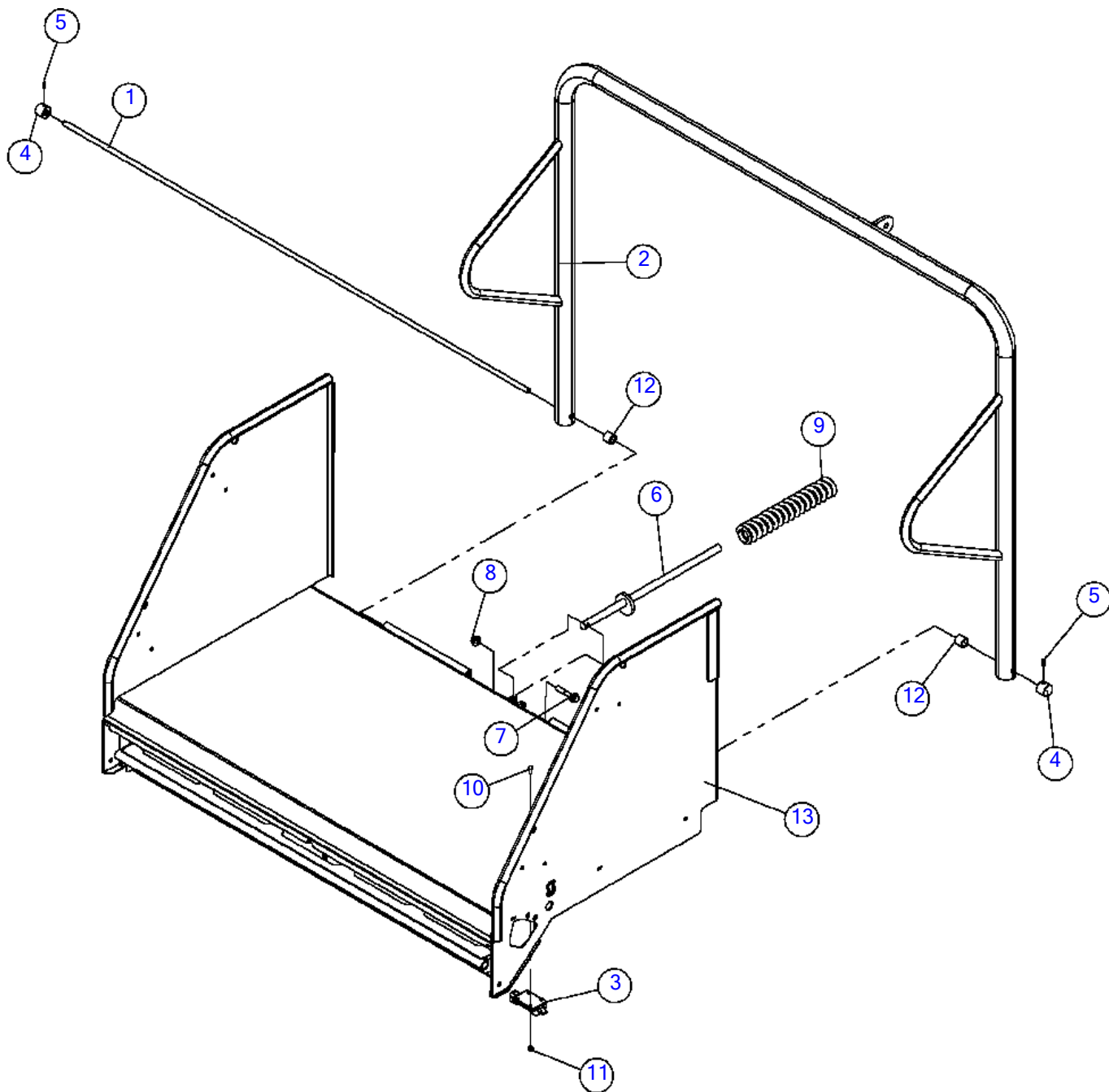
Infeed Table (SN 18568-)

Fig 01-02R03

REF NO.	PART NO.	DESCRIPTION	QTY.	REMARKS
1	163627910	INFEED TABLE	1	
2	180005062	ROD - INFEED TABLE HINGE	1	
3	163627880	WELDMENT-DIRECTIONAL CONTROL BAR	1	
4	155768001	CAP - ROD INFEED TABLE HINGE	2	
5	1788041	PIN EXPANSION 3/16 X 3/4 ZINC	2	
6	163627931	ROD SPRING ASSIST	1	
7	163667617	SPRING-COMP.3.25"OD X 12.5"1200LBF/IN	1	
8	507613055	SCREW-HFS-M12-1.75 X 55-10.9-YZ	1	
9	507085012	NUT-HEXFLNG LOCK, M12-1.75,10.9,YZ,D6927	1	
10	180017010	LATCH-SLAM	1	
11	507085006	NUT-HEXFLNG LOCK,M6-1.00,10.9,YZ,D6927	4	
12	508484020	BOLT-CARG,M6-1.00X20 SHORT SQ., 8.8,YZ,ISO8678,FT	4	
13	163627932	SPACER - SPRING	1	
14	296300906	NUT-HEXFLG-.88-9-GR8-YZ	1	
15	7000b732	DECAL - SMARTFEED	1	
16	700ib505	DECAL - WARNING STRIPE	1	
17	7000b714	DECAL - PUSH BAR STOP FEED (RIGHT)	1	
18	7000b506	DECAL - DANGER	4	
19	2326608	DECAL-VERMEER 4"	1	
20	7000d681	BC1000XL INFEED TABLE RIGHT STRIPE	1	
21	7000d345	DECAL - BC1500 INFEED TABLE STRIPE MIDDLE	1	
22	7000d346	DECAL - BC1500 INFEED TABLE STRIPE LEFT	1	
23	7000b715	DECAL - PUSH BAR STOP FEED (LEFT)	1	
24	7000d990	BC1000XL LFT STRIPE REAR	1	
25	2326949	DECAL-WARNING 1 1/2 X 3 1/2	1	
26	7000c865	DECAL - WARNING REMOTE DISENGAGE	2	
27	7000d992	DECAL-BC1000XL RIGHT REAR STRIPE	1	

Infeed Table - Euro

Fig 01-02X01



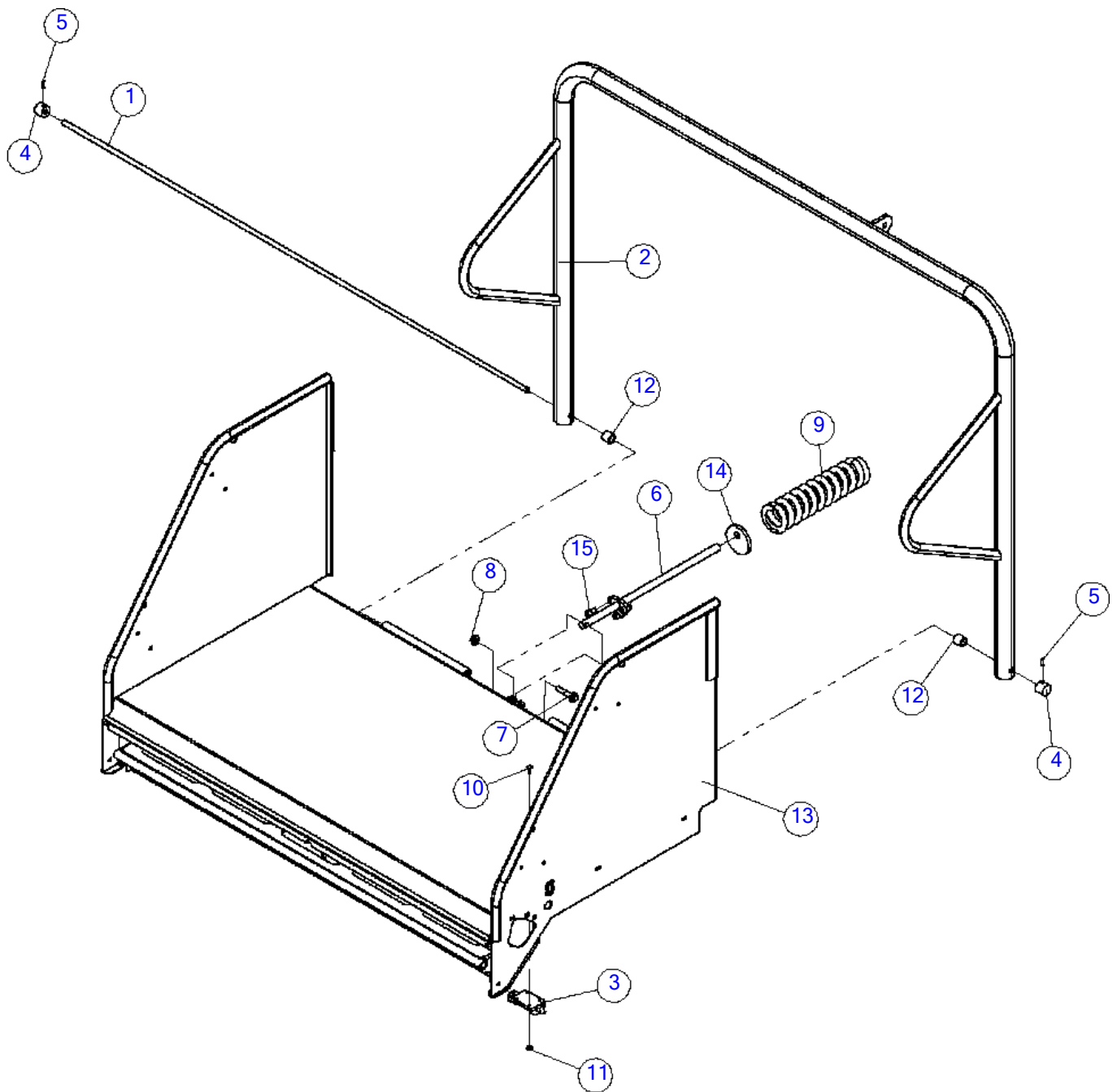
Infeed Table - Euro

Fig 01-02X01

REF NO.	PART NO.	DESCRIPTION	QTY.	REMARKS
1	180009564	ROD - INFEED TABLE HINGE	1	
2	308003083	WELDMENT-DIRECTIONAL CONTROL BAR	1	
3	180017010	LATCH-SLAM	1	
4	155768001	CAP - ROD INFEED TABLE HINGE	2	
5	1788041	PIN EXPANSION 3/16 X 3/4 ZINC	2	
6	157692001	WELDMENT-LIFT ASSIST PLUNGER	1	
7	507613060	SCREW-HFS,M12-1.75X60,10.9,YZ,ANSI,B18.2.3.9M,PT	1	
8	507085012	NUT-HEXFLNG LOCK, M12-1.75,10.9,YZ,D6927	1	
9	156769001	SPRING- COMP 2.194 OD X 12.5, 644.4LB/IN	1	
10	508484020	BOLT-CARG,M6-1.00X20 SHORT SQ., 8.8,YZ,ISO8678,FT	4	
11	507085006	NUT-HEXFLNG LOCK,M6-1.00,10.9,YZ,D6927	4	
12	180015291	BUSHING-FEED STOP BAR PIVOT 1 OD X .69 ID	2	
13	308009352	INFEED TABLE - EUROPEAN	1	

Infeed Table - Euro

Fig 01-02X01R01



Infeed Table - Euro

Fig 01-02X01R01

REF NO.	PART NO.	DESCRIPTION	QTY.	REMARKS
1	180009564	ROD - INFEED TABLE HINGE	1	
2	308003083	WELDMENT-DIRECTIONAL CONTROL BAR	1	
3	180017010	LATCH-SLAM	1	
4	155768001	CAP - ROD INFEED TABLE HINGE	2	
5	1788041	PIN EXPANSION 3/16 X 3/4 ZINC	2	
6	163677005	*WELDMENT - LIFT ASSIST PLUNGER	1	
7	507613060	SCREW-HFS,M12-1.75X60,10.9,YZ,ANSI,B18.2.3.9M,PT	1	
8	507085012	NUT-HEXFLNG LOCK, M12-1.75,10.9,YZ,D6927	1	
9	163667617	*SPRING-COMP.3.25"OD X 12.5"1200LBF/IN	1	
10	508484020	BOLT-CARG,M6-1.00X20 SHORT SQ., 8.8,YZ,ISO8678,FT	4	
11	507085006	NUT-HEXFLNG LOCK,M6-1.00,10.9,YZ,D6927	4	
12	180015291	BUSHING-FEED STOP BAR PIVOT 1 OD X .69 ID	2	
13	308009352	INFEED TABLE - EUROPEAN	1	
14	163677001	*SPACER - SPRING	1	
15	507715020	*BOLT-SHCS,M10-1.50X20,DIN912,12.9	3	

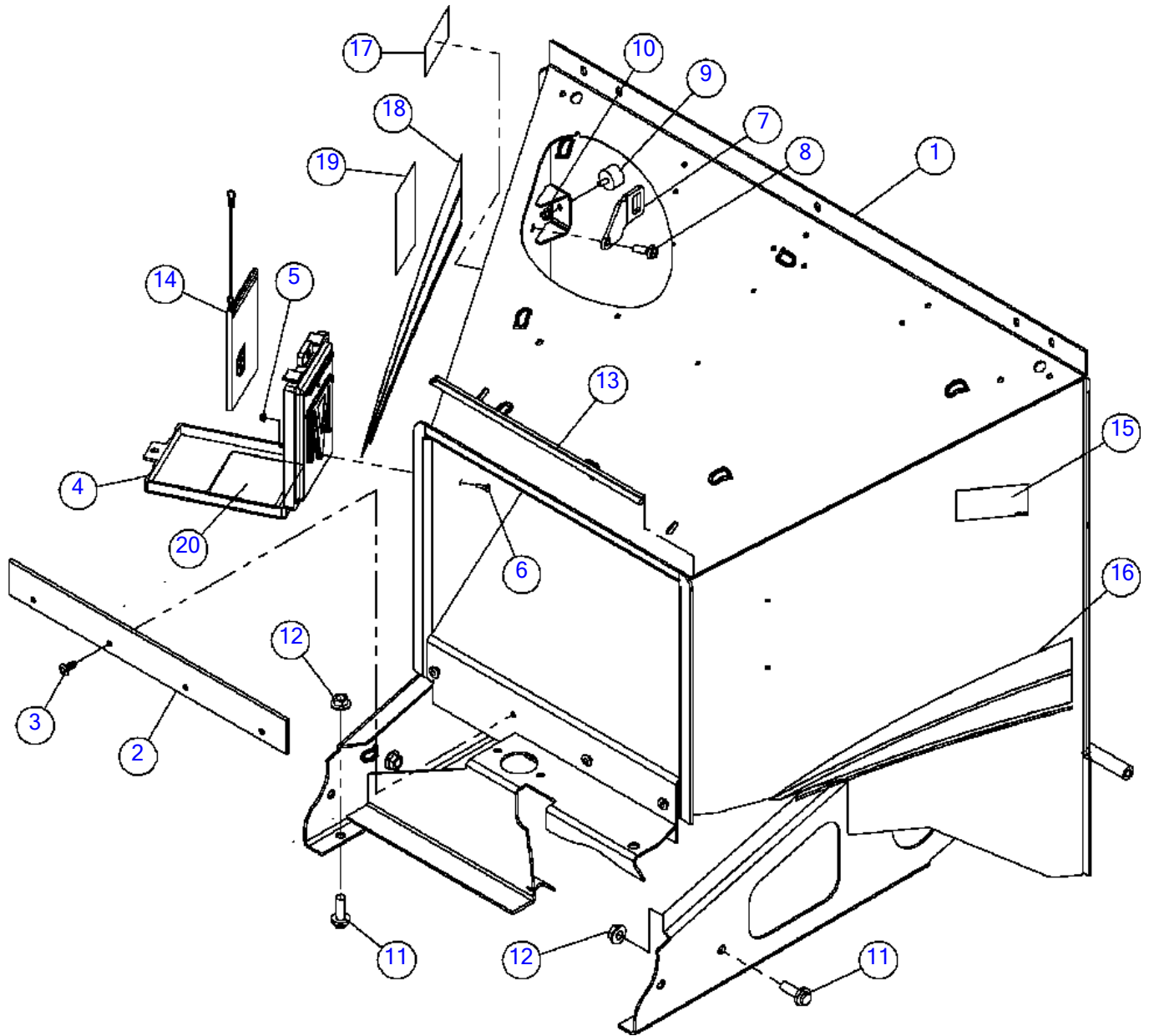
Infeed Chute

Fig 01-03

REF NO.	PART NO.	DESCRIPTION	QTY.	REMARKS
1	180012404	CHUTE - INFEED HOUSING	1	
2	180012081	SEAL-INFEED CHUTE FLOOR	1	
3	157923001	SCREW INSERT , PLASTIC 10MM	4	
4	142410001	CASE-6"X9"X1" OPERATOR MANUAL	1	
5	507085006	NUT-HEXFLNG LOCK,M6-1.00,10.9,YZ,D6927	2	
6	508484020	BOLT-CARG,M6-1.00X20 SHORT SQ., 8.8,YZ,ISO8678,FT	2	
7	156644001	STRIKE LATCH - INFEED HOUSING	1	
8	507613030	SCREW-HFS,M12-1.75X30,10.9,YZ,ANSI,B18.2.3.9M,PT	1	
9	122474001	MOUNT-SANDWICH SINGLE STUD	1	
10	4536001	NUT - 3/8-16 FLG. WHIZ LOCK	1	
11	507614045	SCREW-HFS,M16-2.00X45,10.9.YZ,ANSI,B18.2.3.9M,FT	8	
12	507085016	NUT-HEXFLNG LOCK, M16-2.00,10.9,YZ,D6927	8	
13	153893001	TRIM - SEAL (SOLD BY FOOT)	1	
14	180018412	BC100XL - CABLED OPERATOR MANUAL	1	
15	700ID415	DECAL - FEED ROLLERS LEFT	1	
16	7000D991	DECAL-BC1000XL LEFT STRIPE-FRONT	1	
17	700ID414	DECAL - PUSH BAR STOP FEED (RIGHT)	1	
18	7000D993	DECAL-BC1000XL RIGHT STRIPE-FRONT	1	
19	7000C510	DECAL SERVICE PARTS BC1000XL	1	
20	2326940	DECAL-NOTICE TO OWNERS	1	

Infeed Chute

Fig 01-03R01



Infeed Chute

Fig 01-03R01

REF NO.	PART NO.	DESCRIPTION	QTY.	REMARKS
1	180012404	CHUTE - INFEED HOUSING	1	
2	180012081	SEAL-INFEED CHUTE FLOOR	1	
3	157923001	SCREW INSERT , PLASTIC 10MM	4	
4	142410001	CASE-6"X9"X1" OPERATOR MANUAL	1	
5	507085006	NUT-HEXFLNG LOCK,M6-1.00,10.9,YZ,D6927	2	
6	508484020	BOLT-CARG,M6-1.00X20 SHORT SQ., 8.8,YZ,ISO8678,FT	2	
7	156644001	STRIKE LATCH - INFEED HOUSING	1	
8	507613030	SCREW-HFS,M12-1.75X30,10.9,YZ,ANSI,B18.2.3.9M,PT	1	
9	122474001	MOUNT-SANDWICH SINGLE STUD	1	
10	4536001	NUT - 3/8-16 FLG. WHIZ LOCK	1	
11	507614035	*SCREW-HFS,M16-2.00X35,10.9,YZ,ANSI,B18.2.3.9M,FT	8	
12	507085016	NUT-HEXFLNG LOCK, M16-2.00,10.9,YZ,D6927	8	
13	153893001	TRIM - SEAL (SOLD BY FOOT)	1	
14	180018448	*BC1000XL - CABLED OPERATOR MANUAL	1	
15	700ID415	DECAL - FEED ROLLERS LEFT	1	
16	7000D991	DECAL-BC1000XL LEFT STRIPE-FRONT	1	
17	700ID414	DECAL - PUSH BAR STOP FEED (RIGHT)	1	
18	7000D993	DECAL-BC1000XL RIGHT STRIPE-FRONT	1	
19	7000C510	DECAL SERVICE PARTS BC1000XL	1	
20	2326940	DECAL-NOTICE TO OWNERS	1	

Infeed Chute

Fig 01-03R02

REF NO.	PART NO.	DESCRIPTION	QTY.	REMARKS
1	180012404	CHUTE - INFEED HOUSING	1	
2	180012081	SEAL-INFEED CHUTE FLOOR	1	
3	157923001	SCREW INSERT , PLASTIC 10MM	4	
4	142410001	CASE-6"X9"X1" OPERATOR MANUAL	1	
5	507085006	NUT-HEXFLNG LOCK,M6-1.00,10.9,YZ,D6927	2	
6	508484020	BOLT-CARG,M6-1.00X20 SHORT SQ., 8.8,YZ,ISO8678,FT	2	
7	156644001	STRIKE LATCH - INFEED HOUSING	1	
8	507613030	SCREW-HFS,M12-1.75X30,10.9,YZ,ANSI,B18.2.3.9M,PT	1	
9	122474001	MOUNT-SANDWICH SINGLE STUD	1	
10	4536001	NUT - 3/8-16 FLG. WHIZ LOCK	1	
11	507614035	SCREW-HFS,M16-2.00X35,10.9,YZ,ANSI,B18.2.3.9M,FT	8	
12	507085016	NUT-HEXFLNG LOCK, M16-2.00,10.9,YZ,D6927	8	
13	163672405	*FOAM SEAL-1" X 1" X 17 1/4"	1	
14	180018448	BC1000XL - CABLED OPERATOR MANUAL	1	
15	700id415	DECAL - FEED ROLLERS LEFT	1	
16	7000d991	BC1000XL LFT STRIPE FRONT	1	
17	700id414	DECAL - FEED ROLLERS RIGHT	1	
18	7000d993	BC1000XL REAR STRIPE REAR	1	
19	7000c510	DECAL SERVICE PARTS	1	
20	2326940	DECAL-NOTICE TO OWNERS	1	

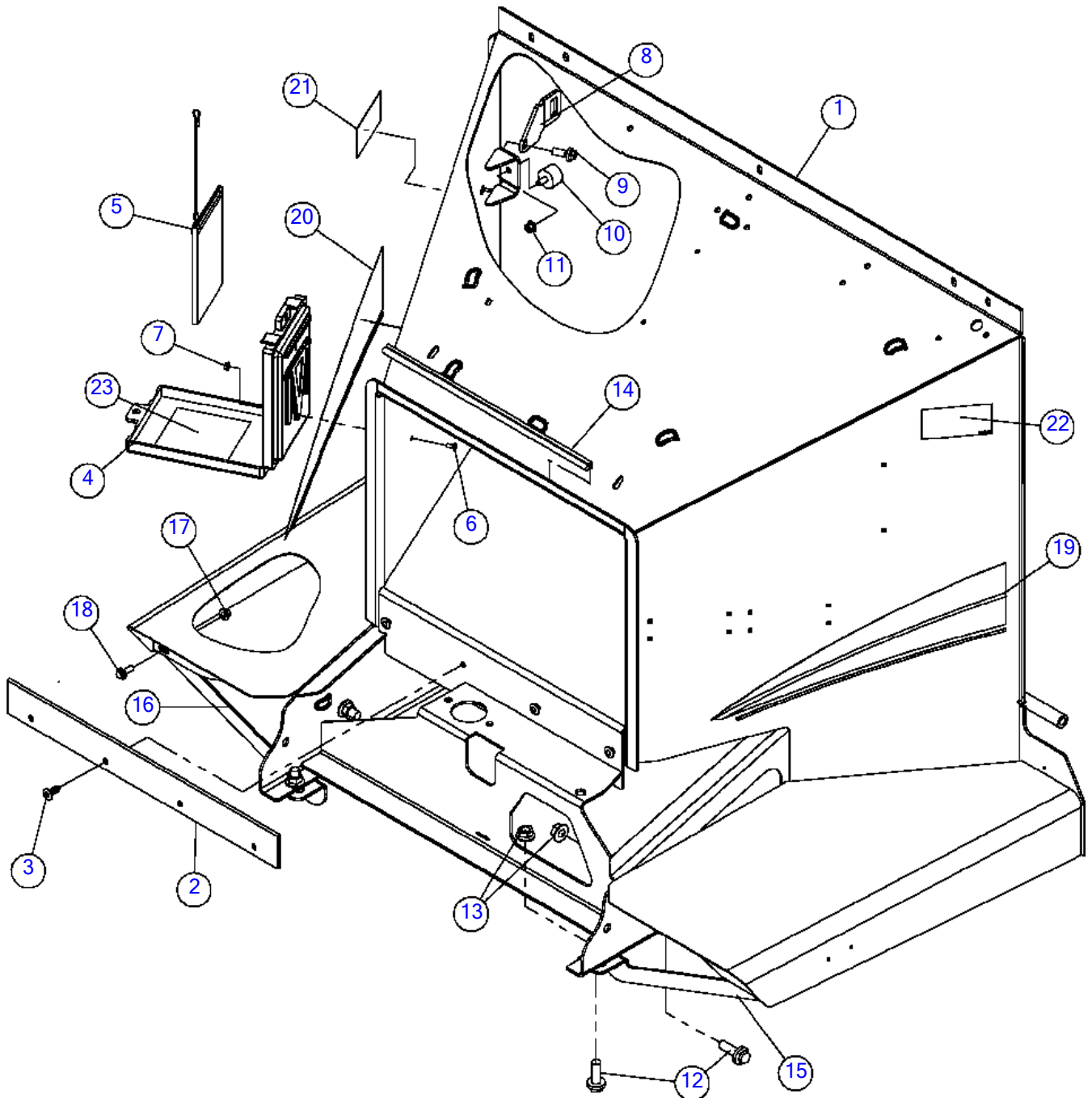
Infeed Chute

Fig 01-03R03

REF NO.	PART NO.	DESCRIPTION	QTY.	REMARKS
1	180012404	CHUTE - INFEED HOUSING	1	
2	180012081	SEAL-INFEED CHUTE FLOOR	1	
3	157923001	SCREW INSERT , PLASTIC 10MM	4	
4	142410001	CASE-6"X9"X1" OPERATOR MANUAL	1	
5	507085006	NUT-HEXFLNG LOCK,M6-1.00,10.9,YZ,D6927	2	
6	508484020	BOLT-CARG,M6-1.00X20 SHORT SQ., 8.8,YZ,ISO8678,FT	2	
7	156644001	STRIKE LATCH - INFEED HOUSING	1	
8	507613030	SCREW-HFS,M12-1.75X30,10.9,YZ,ANSI,B18.2.3.9M,PT	1	
9	122474001	MOUNT-SANDWICH SINGLE STUD	1	
10	4536001	NUT - 3/8-16 FLG. WHIZ LOCK	1	
11	507614035	SCREW-HFS,M16-2.00X35,10.9,YZ,ANSI,B18.2.3.9M,FT	8	
12	507085016	NUT-HEXFLNG LOCK, M16-2.00,10.9,YZ,D6927	8	
13	163672405	FOAM SEAL-1" X 1" X 17 1/4"	2	
14	180018448	BC1000XL - CABLED OPERATOR MANUAL	1	
	296313227	MANUAL ASSY-BC1000XL (SP) CABLED 6.01	1	Spanish
15	163672404	FOAM SEAL - 1" X 1" X 25.75"	1	
16	700id415	DECAL - FEED ROLLERS LEFT	1	
17	7000d991	BC1000XL LFT STRIPE FRONT	1	
18	700id414	DECAL - FEED ROLLERS RIGHT	1	
19	7000d993	BC1000XL REAR STRIPE REAR	1	
20	7000c510	DECAL SERVICE PARTS	1	
21	2326940	DECAL-NOTICE TO OWNERS	1	

Infeed Chute - Euro

Fig 01-03X01



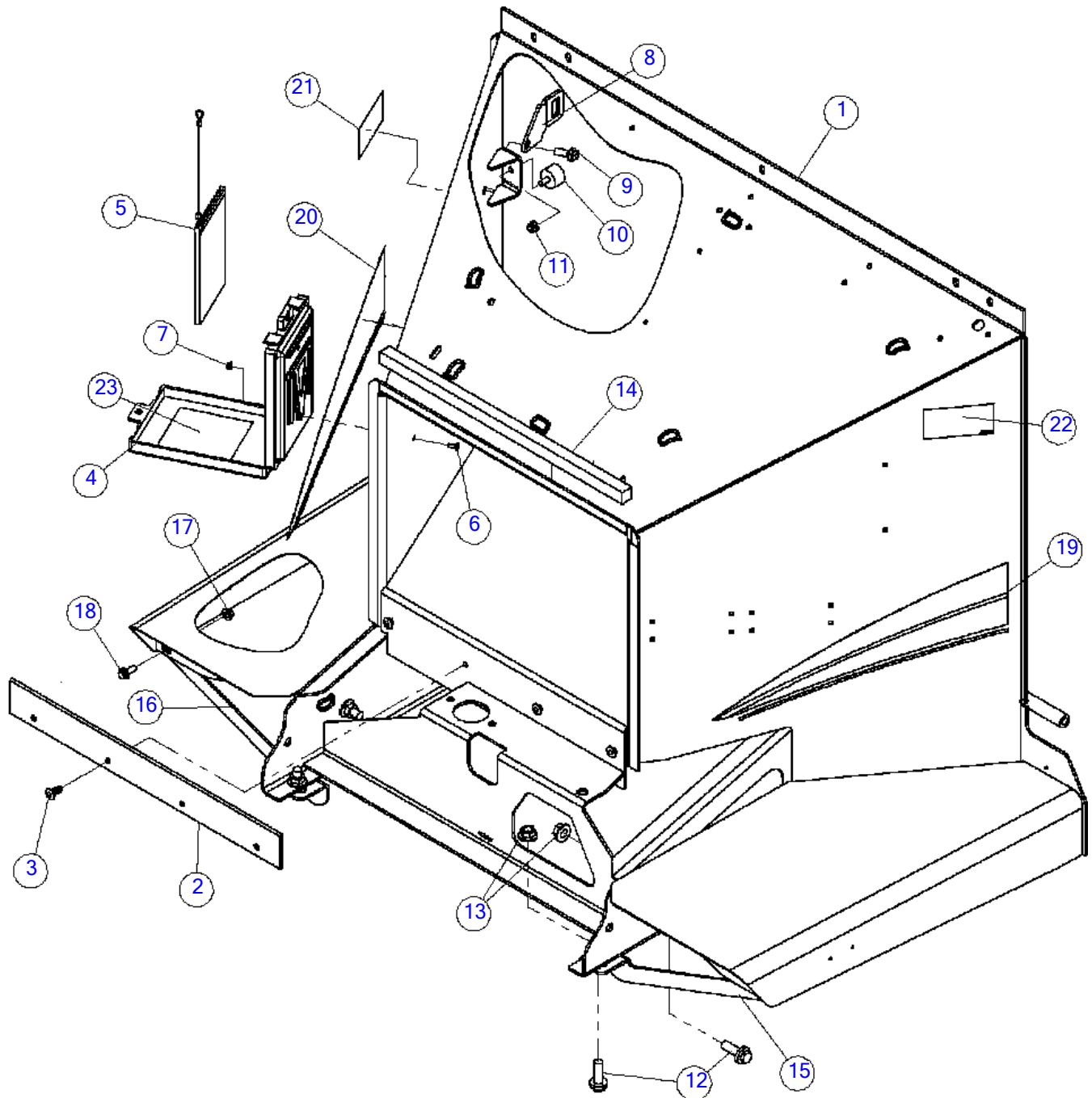
Infeed Chute - Euro

Fig 01-03X01

REF NO.	PART NO.	DESCRIPTION	QTY.	REMARKS
1	163672394	CHUTE - EURO INFEED HOUSING	1	
2	180012081	SEAL-INFEED CHUTE FLOOR	1	
3	157923001	SCREW INSERT , PLASTIC 10MM	4	
4	142410001	CASE-6"X9"X1" OPERATOR MANUAL	1	
5	180018448	BC1000XL - CABLED OPERATOR MANUAL	1	
6	508484016	BOLT-CARG, M6-1.00X16 SHORTSQ.,8.8,YZ,ISO8678,FT.	2	
7	507085006	NUT-HEXFLNG LOCK,M6-1.00,10.9,YZ,D6927	2	
8	156644001	STRIKE LATCH - INFEED HOUSING	1	
9	507613030	SCREW-HFS,M12-1.75X30,10.9,YZ,ANSI,B18.2.3.9M,PT	1	
10	122474001	MOUNT-SANDWICH SINGLE STUD	1	
11	4536001	NUT - 3/8-16 FLG. WHIZ LOCK	1	
12	507614045	SCREW-HFS,M16-2.00X45,10.9,YZ,ANSI,B18.2.3.9M,FT	8	
13	507085016	NUT-HEXFLNG LOCK, M16-2.00,10.9,YZ,D6927	8	
14	153893001	TRIM - SEAL (SOLD BY FOOT)	1	
15	163672391	BRACE-LEFT BICYCLE GUARD SUPPORT	1	
16	163672392	BRACE-RIGHT BICYCLE GUARD SUPPORT	1	
17	507085010	NUT-HEXFLNG LOCK, M10-1.50,10.9,YZ,D6927	2	
18	507612025	SCREW-HFS,M10-1.50X25,10.9,YZ,ANSI,B18.2.3.9M,FT	2	
19	7000d991	BC1000XL LFT STRIPE FRONT	1	
20	7000d993	BC1000XL REAR STRIPE REAR	1	
21	700id414	DECAL - FEED ROLLERS RIGHT	1	
22	700id415	DECAL - FEED ROLLERS LEFT	1	
23	2326940	DECAL-NOTICE TO OWNERS	1	

Infeed Chute - Euro

Fig 01-03X01R01



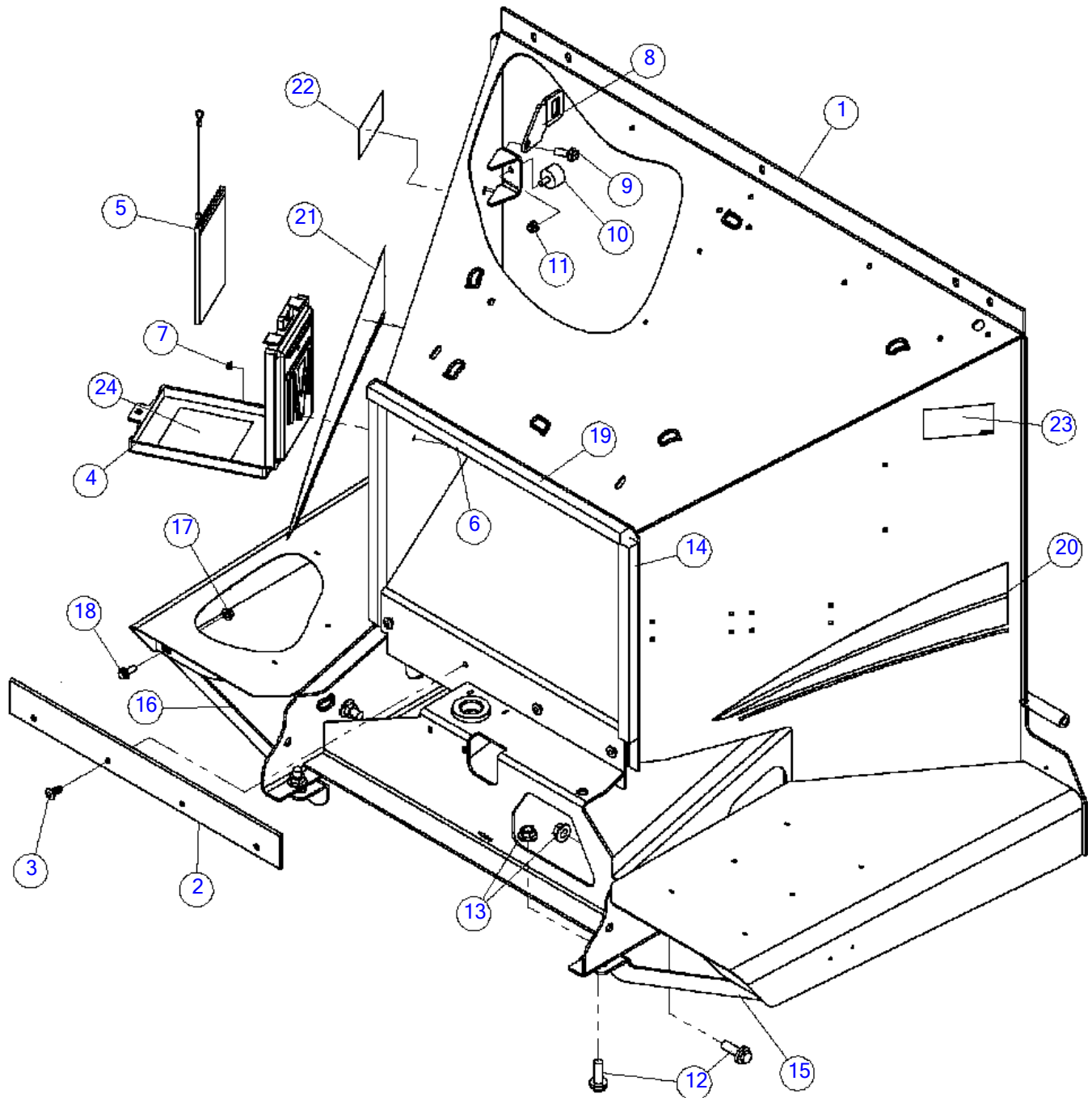
Infeed Chute - Euro

Fig 01-03X01R01

REF NO.	PART NO.	DESCRIPTION	QTY.	REMARKS
1	163672394	CHUTE - EURO INFEED HOUSING	1	
2	180012081	SEAL-INFEED CHUTE FLOOR	1	
3	157923001	SCREW INSERT , PLASTIC 10MM	4	
4	142410001	CASE-6"X9"X1" OPERATOR MANUAL	1	
5	180018448	BC1000XL - CABLED OPERATOR MANUAL	1	
6	508484016	BOLT-CARG, M6-1.00X16 SHORTSQ.,8.8,YZ,ISO8678,FT.	2	
7	507085006	NUT-HEXFLNG LOCK,M6-1.00,10.9,YZ,D6927	2	
8	156644001	STRIKE LATCH - INFEED HOUSING	1	
9	507613030	SCREW-HFS,M12-1.75X30,10.9,YZ,ANSI,B18.2.3.9M,PT	1	
10	122474001	MOUNT-SANDWICH SINGLE STUD	1	
11	4536001	NUT - 3/8-16 FLG. WHIZ LOCK	1	
12	507614045	SCREW-HFS,M16-2.00X45,10.9,YZ,ANSI,B18.2.3.9M,FT	8	
13	507085016	NUT-HEXFLNG LOCK, M16-2.00,10.9,YZ,D6927	8	
14	163672405	*FOAM SEAL-1" X 1" X 17 1/4"	1	
15	163672391	BRACE-LEFT BICYCLE GUARD SUPPORT	1	
16	163672392	BRACE-RIGHT BICYCLE GUARD SUPPORT	1	
17	507085010	NUT-HEXFLNG LOCK, M10-1.50,10.9,YZ,D6927	2	
18	507612025	SCREW-HFS,M10-1.50X25,10.9,YZ,ANSI,B18.2.3.9M,FT	2	
19	7000d991	BC1000XL LFT STRIPE FRONT	1	
20	7000d993	BC1000XL REAR STRIPE REAR	1	
21	700id414	DECAL - FEED ROLLERS RIGHT	1	
22	700id415	DECAL - FEED ROLLERS LEFT	1	
23	2326940	DECAL-NOTICE TO OWNERS	1	

Infeed Chute - Euro

Fig 01-03X01R02



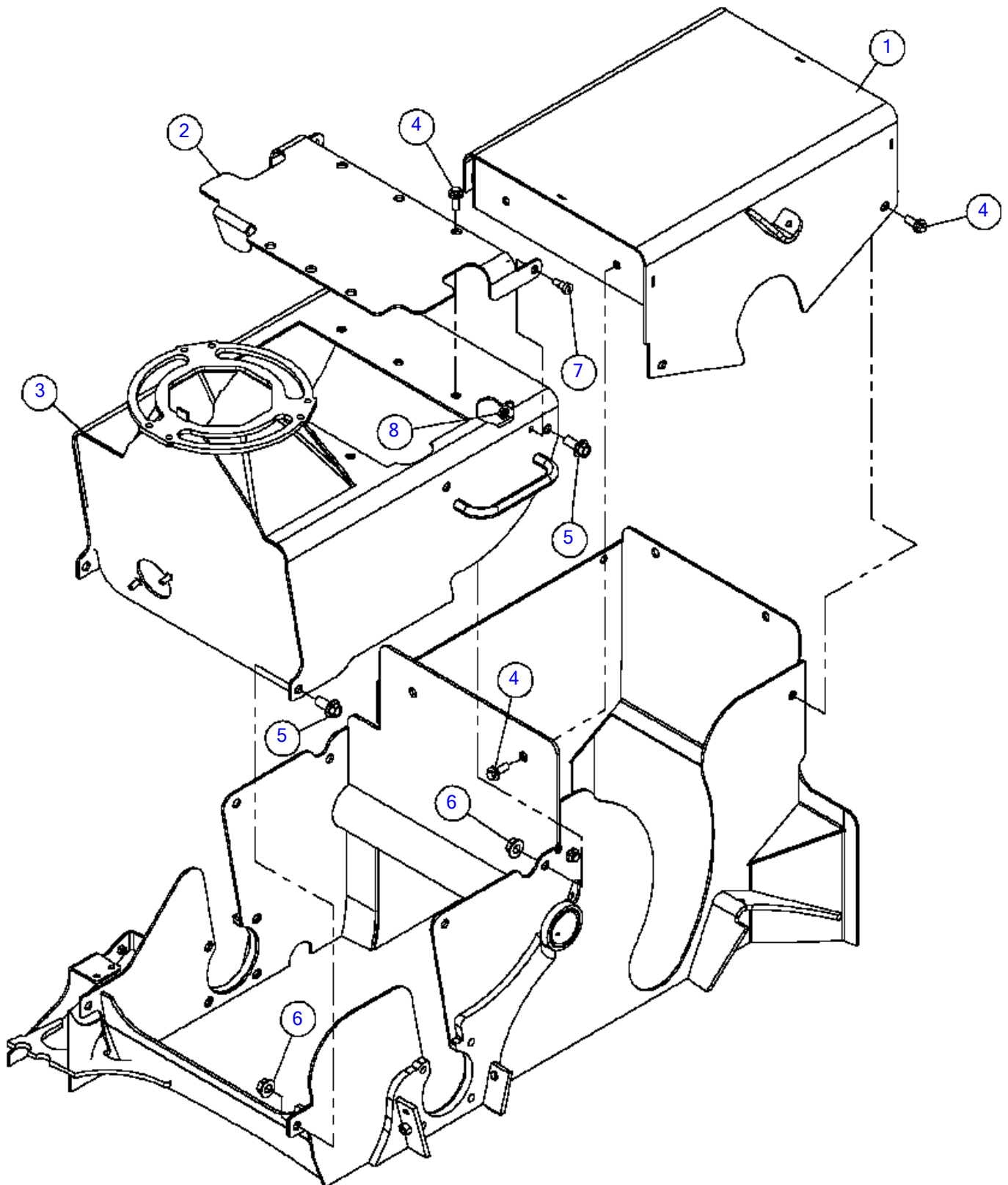
Infeed Chute - Euro

Fig 01-03X01R02

REF NO.	PART NO.	DESCRIPTION	QTY.	REMARKS
1	163672394	CHUTE - EURO INFEED HOUSING	1	
2	180012081	SEAL-INFEED CHUTE FLOOR	1	
3	157923001	SCREW INSERT , PLASTIC 10MM	4	
4	142410001	CASE-6"X9"X1" OPERATOR MANUAL	1	
5	180018448	BC1000XL - CABLED OPERATOR MANUAL	1	
	296313227	MANUAL ASSY-BC1000XL (SP) CABLED 6.01	1	Spanish
6	508484016	BOLT-CARG, M6-1.00X16 SHORTSQ.,8.8,YZ,ISO8678,FT.	2	
7	507085006	NUT-HEXFLNG LOCK,M6-1.00,10.9,YZ,D6927	2	
8	156644001	STRIKE LATCH - INFEED HOUSING	1	
9	507613030	SCREW-HFS,M12-1.75X30,10.9,YZ,ANSI,B18.2.3.9M,PT	1	
10	122474001	MOUNT-SANDWICH SINGLE STUD	1	
11	4536001	NUT - 3/8-16 FLG. WHIZ LOCK	1	
12	507614045	SCREW-HFS,M16-2.00X45,10.9,YZ,ANSI,B18.2.3.9M,FT	8	
13	507085016	NUT-HEXFLNG LOCK, M16-2.00,10.9,YZ,D6927	8	
14	163672405	FOAM SEAL-1" X 1" X 17 1/4"	2	
15	163672391	BRACE-LEFT BICYCLE GUARD SUPPORT	1	
16	163672392	BRACE-RIGHT BICYCLE GUARD SUPPORT	1	
17	507085010	NUT-HEXFLNG LOCK, M10-1.50,10.9,YZ,D6927	2	
18	507612025	SCREW-HFS,M10-1.50X25,10.9,YZ,ANSI,B18.2.3.9M,FT	2	
19	163672404	FOAM SEAL - 1" X 1" X 25.75"	1	
20	7000d991	BC1000XL LFT STRIPE FRONT	1	
21	7000d993	BC1000XL REAR STRIPE REAR	1	
22	700id414	DECAL - FEED ROLLERS RIGHT	1	
23	700id415	DECAL - FEED ROLLERS LEFT	1	
24	2326940	DECAL-NOTICE TO OWNERS	1	

Discharge Neck

Fig 01-04



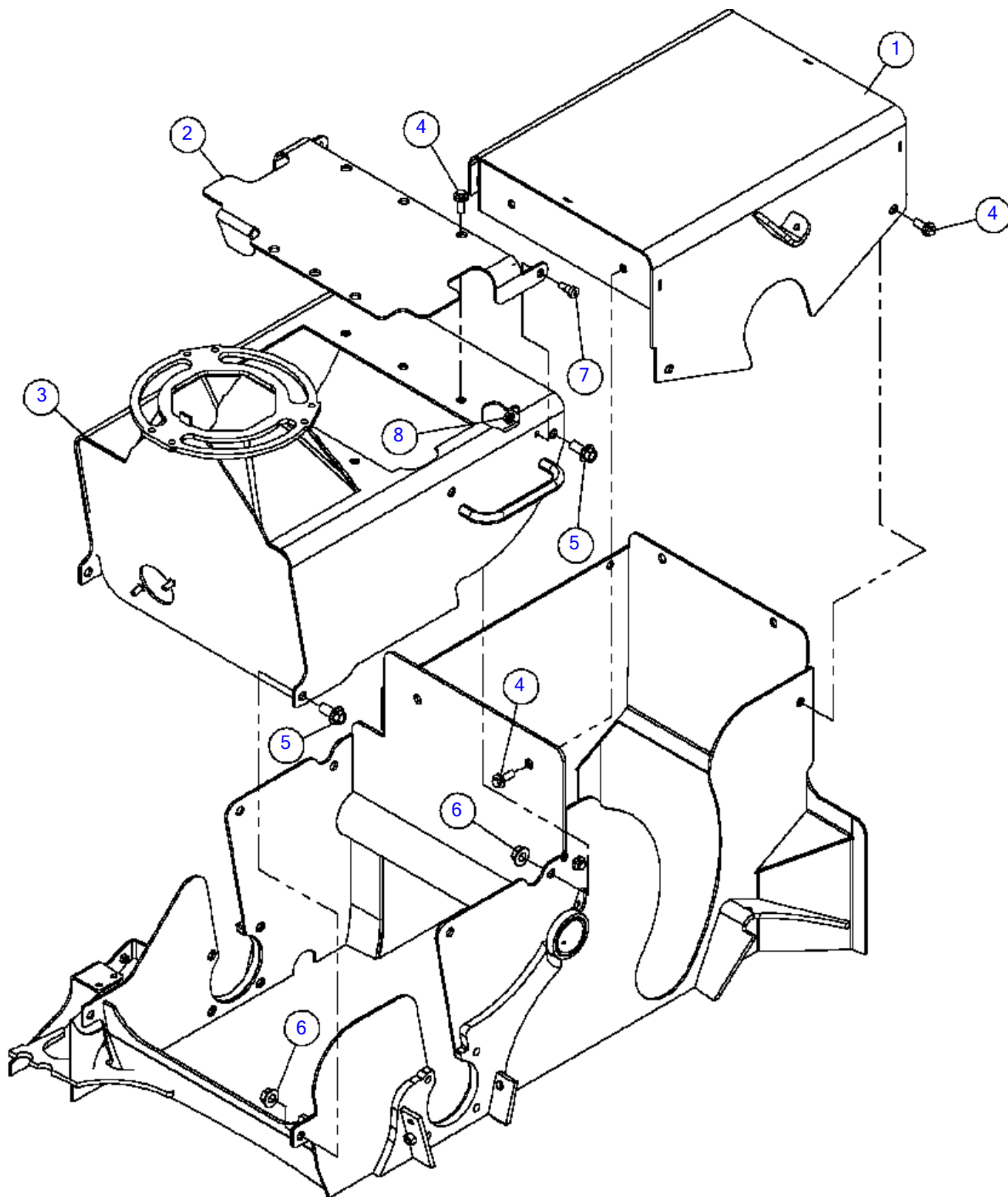
Discharge Neck

Fig 01-04

REF NO.	PART NO.	DESCRIPTION	QTY.	REMARKS
1	163677634	COVER - FEED ROLLER HOUSING	1	
1	(159959001)	COVER - FEED ROLLER HOUSING	1	
2	180012369	DOOR - KNIFE ACCESS SHOULDER BOLT HINGED	1	
3	163627716	WDMT - DISCHARGE NECK CHAIN DRIVE BC1000	1	
4	507613030	SCREW-HFS,M12-1.75X30,10.9,YZ,ANSI,B18.2.3.9M,PT	14	
5	507614035	SCREW-HFS,M16-2.00X35,10.9,YZ,ANSI,B18.2.3.9M,FT	6	
6	507085016	NUT-HEXFLNG LOCK, M16-2.00,10.9,YZ,D6927	6	
7	240056001	SCREW-SHSS-.50X.50-.38-16THD-CZ	2	
8	1809003	NUT-3/8 SM FLGE T.L.	2	

Discharge Neck (SN 15079-18138)

Fig 01-04R01



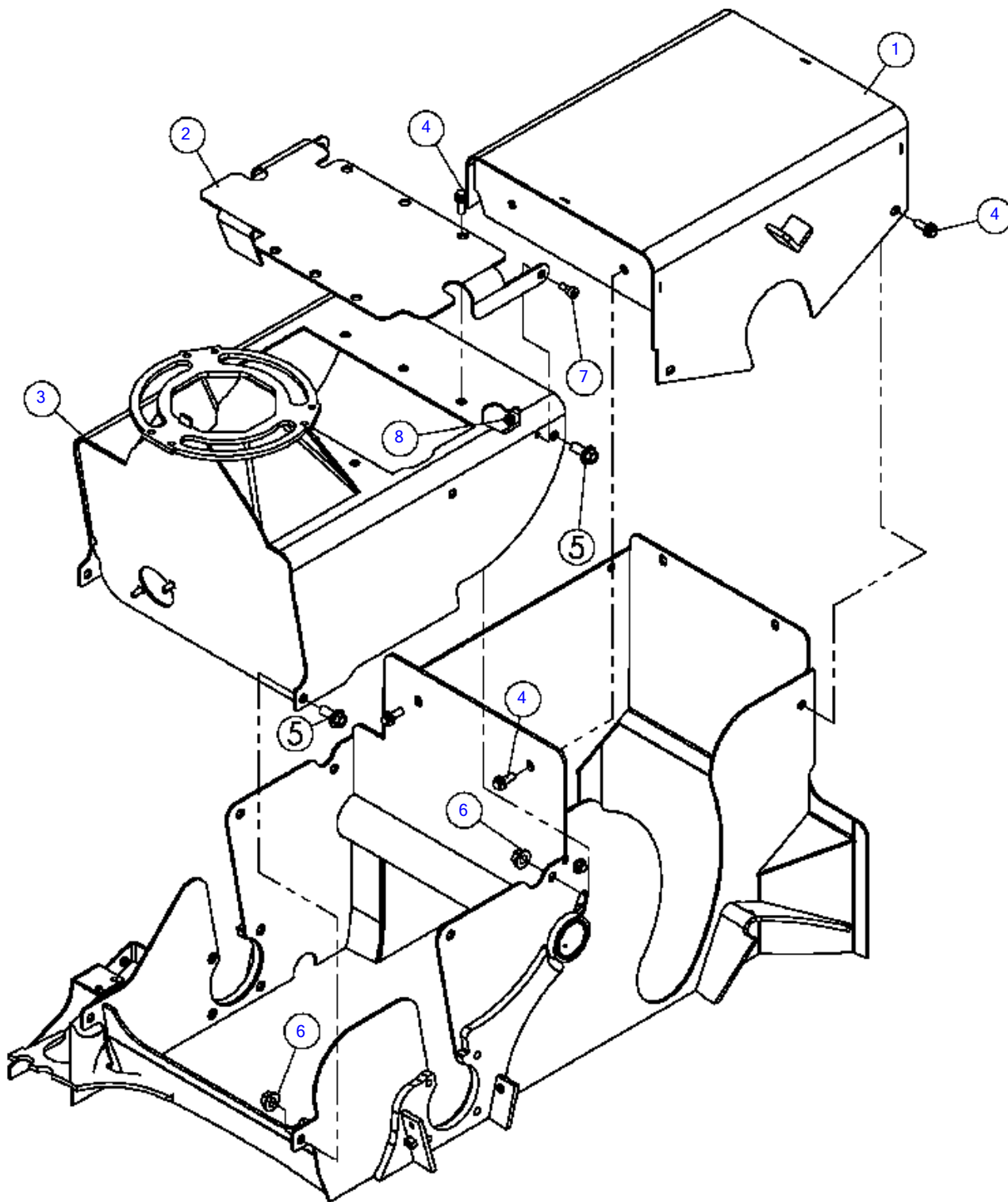
Discharge Neck (SN 15079-18138)

Fig 01-04R01

REF NO.	PART NO.	DESCRIPTION	QTY.	REMARKS
1	163677634	COVER - FEED ROLLER HOUSING	1	
1	(159959001)	COVER - FEED ROLLER HOUSING	1	
2	163670119	*DOOR - KNIFE ACCESS	1	
3	163672402	*NECK - BC1000XL DISCHARGE	1	
4	507613030	SCREW-HFS,M12-1.75X30,10.9,YZ,ANSI,B18.2.3.9M,PT	14	
5	507614035	SCREW-HFS,M16-2.00X35,10.9,YZ,ANSI,B18.2.3.9M,FT	6	
6	507085016	NUT-HEXFLNG LOCK, M16-2.00,10.9,YZ,D6927	6	
7	296256038	*SCREW - SHSS - .50X.38-.38-16 THD-CZ	2	
8	1809003	NUT-3/8 SM FLGE T.L.	2	

Discharge Neck (SN 18139-)

Fig 01-04R02



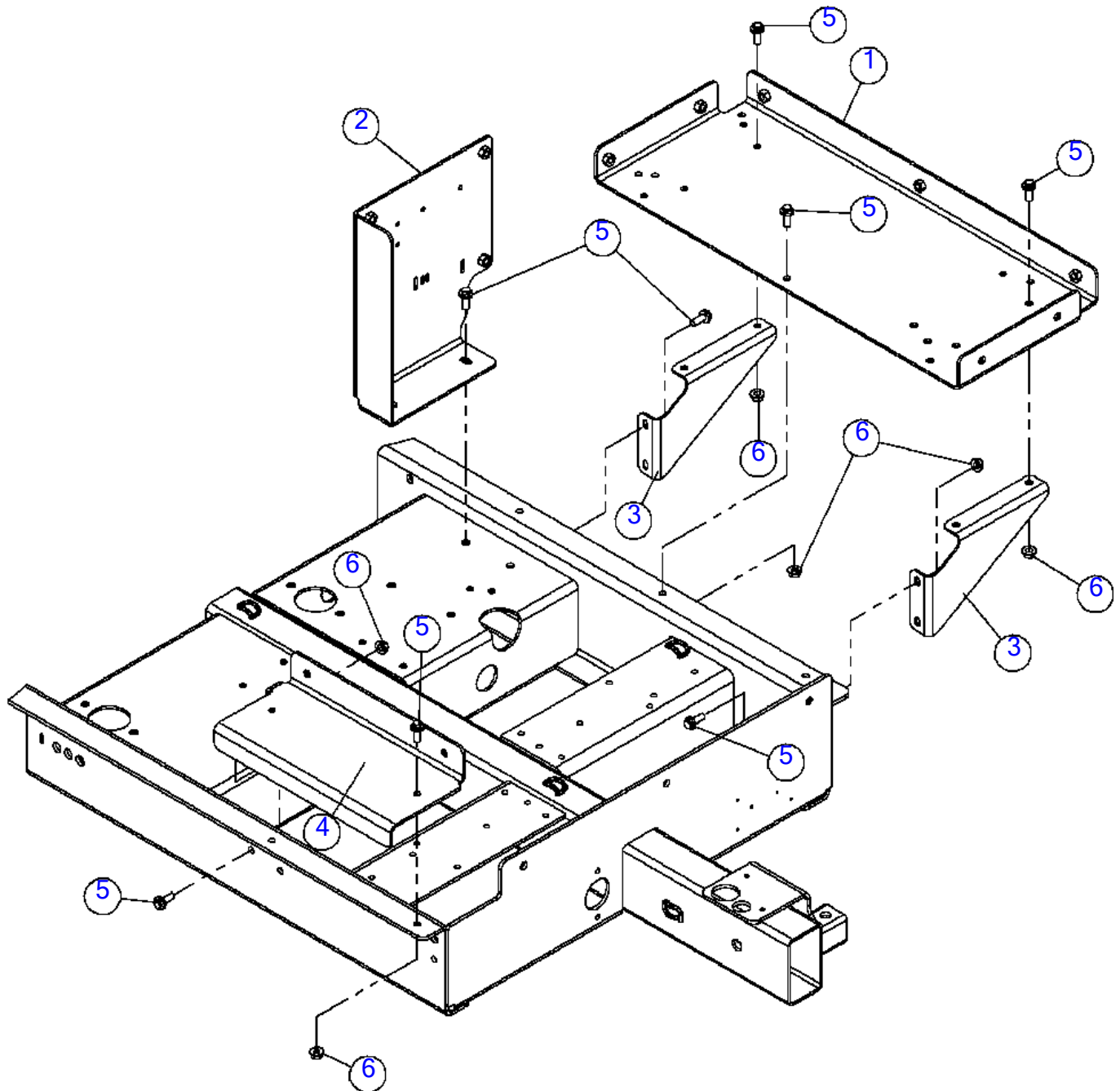
Discharge Neck (SN 18139-)

Fig 01-04R02

REF NO.	PART NO.	DESCRIPTION	QTY.	REMARKS
1	163677634	*COVER - FEED ROLLER HOUSING	1	
2	163670119	DOOR - KNIFE ACCESS	1	
3	163672402	NECK - BC1000XL DISCHARGE	1	
4	507613030	*SCREW-HFS,M12-1.75X30,10.9,YZ,ANSI,B18.2.3.9M,PT	12	
5	507614035	SCREW-HFS,M16-2.00X35,10.9,YZ,ANSI,B18.2.3.9M,FT	6	
6	507085016	NUT-HEXFLNG LOCK, M16-2.00,10.9,YZ,D6927	6	
7	296256038	SCREW - SHSS - .50X.38-.38-16 THD-CZ	2	
8	1809003	NUT-3/8 SM FLGE T.L.	2	

Engine Enclosure Sub-Frame

Fig 01-05



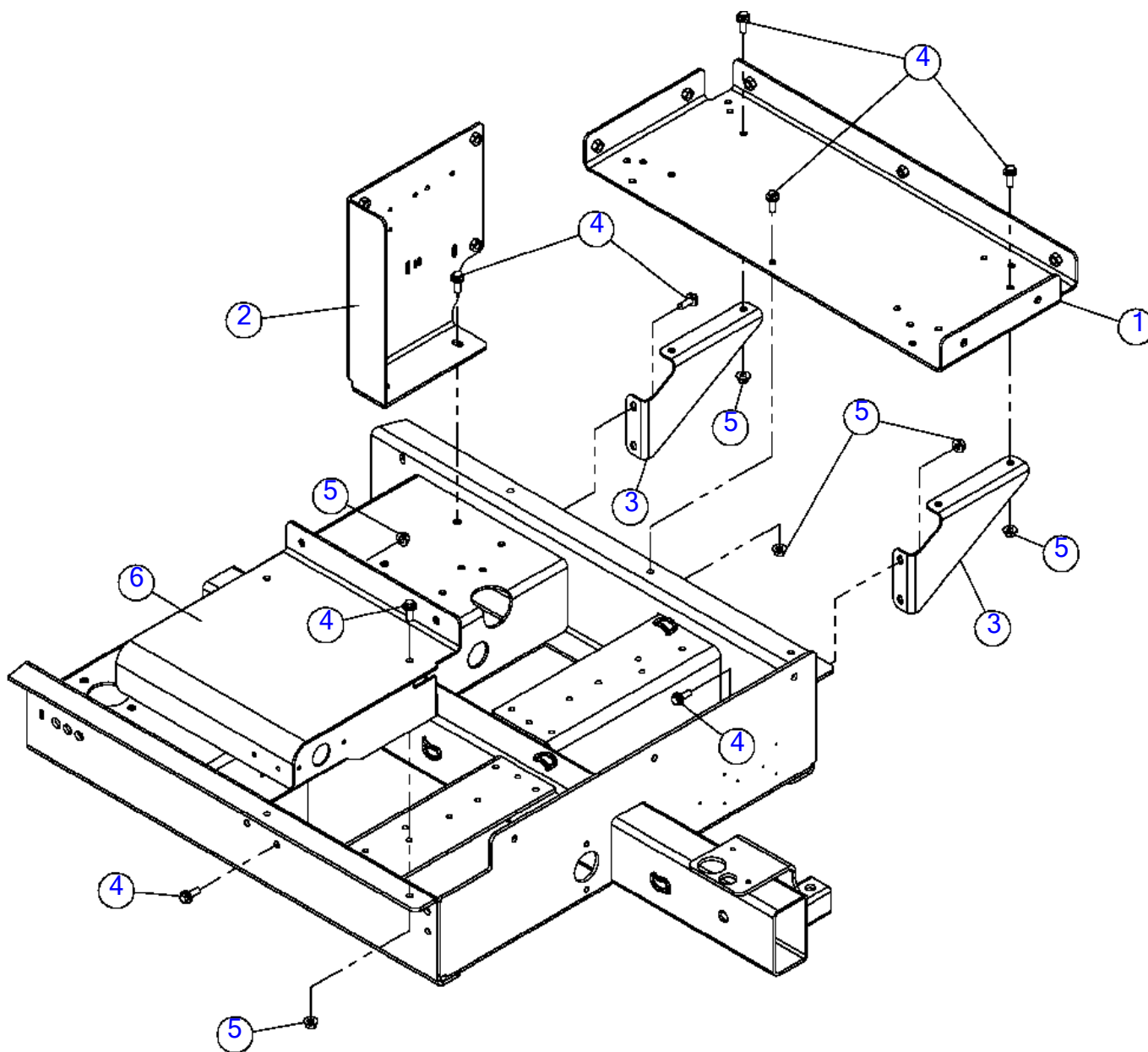
Engine Enclosure Sub-Frame

Fig 01-05

REF NO.	PART NO.	DESCRIPTION	QTY.	REMARKS
1	163672237	ENGINE ENCLOSURE FRAME - BASE PLATE MOUNT	1	
2	163672239	MOUNT - ELECTRICAL & ENGINE ENCLOSURE REAR	1	
3	163672240	BRACE - ENGINE ENCLOSURE SUB FRAME	2	
4	163672242	MOUNT - ENCLOSURE SUB FRAME - LEFT	1	
5	507612025	SCREW-HFS,M10-1.50X25,10.9,YZ,ANSI,B18.2.3.9M,FT	16	
6	507085010	NUT-HEXFLNG LOCK, M10-1.50,10.9,YZ,D6927	12	

Engine Enclosure Sub-Frame - Euro

Fig 01-05X01



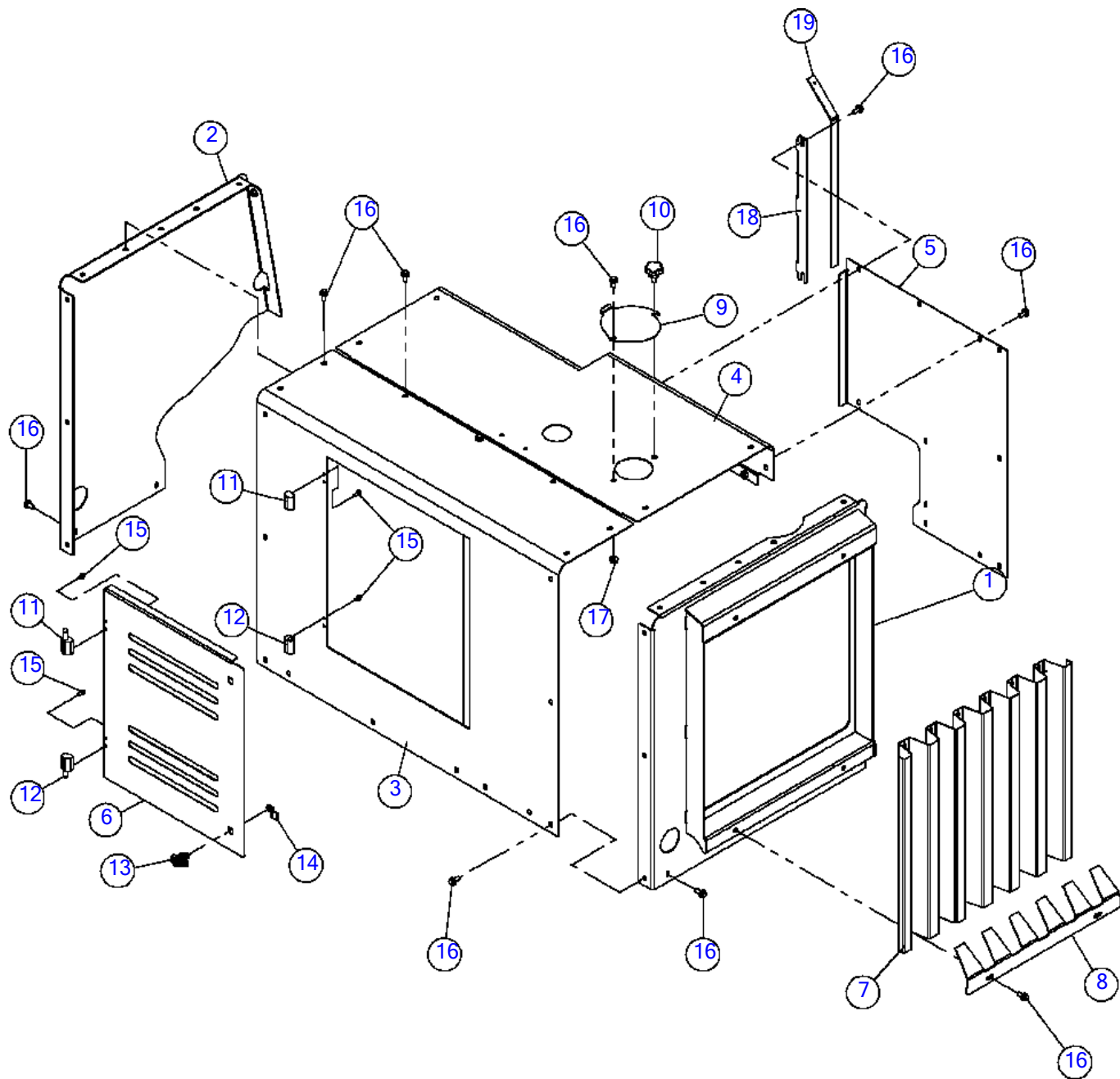
Engine Enclosure Sub-Frame - Euro

Fig 01-05X01

REF NO.	PART NO.	DESCRIPTION	QTY.	REMARKS
1	163672237	ENGINE ENCLOSURE FRAME - BASE PLATE MOUNT	1	
2	163672239	MOUNT - ELECTRICAL & ENGINE ENCLOSURE REAR	1	
3	163672240	BRACE - ENGINE ENCLOSURE SUB FRAME	2	
4	507612025	SCREW-HFS,M10-1.50X25,10.9,YZ,ANSI,B18.2.3.9M,FT	17	
5	507085010	NUT-HEXFLNG LOCK, M10-1.50,10.9,YZ,D6927	13	
6	163672380	EURO STEP & GUARD	1	

Cat 49HP Engine Enclosure (SN 15079-16405)

Fig 01-06



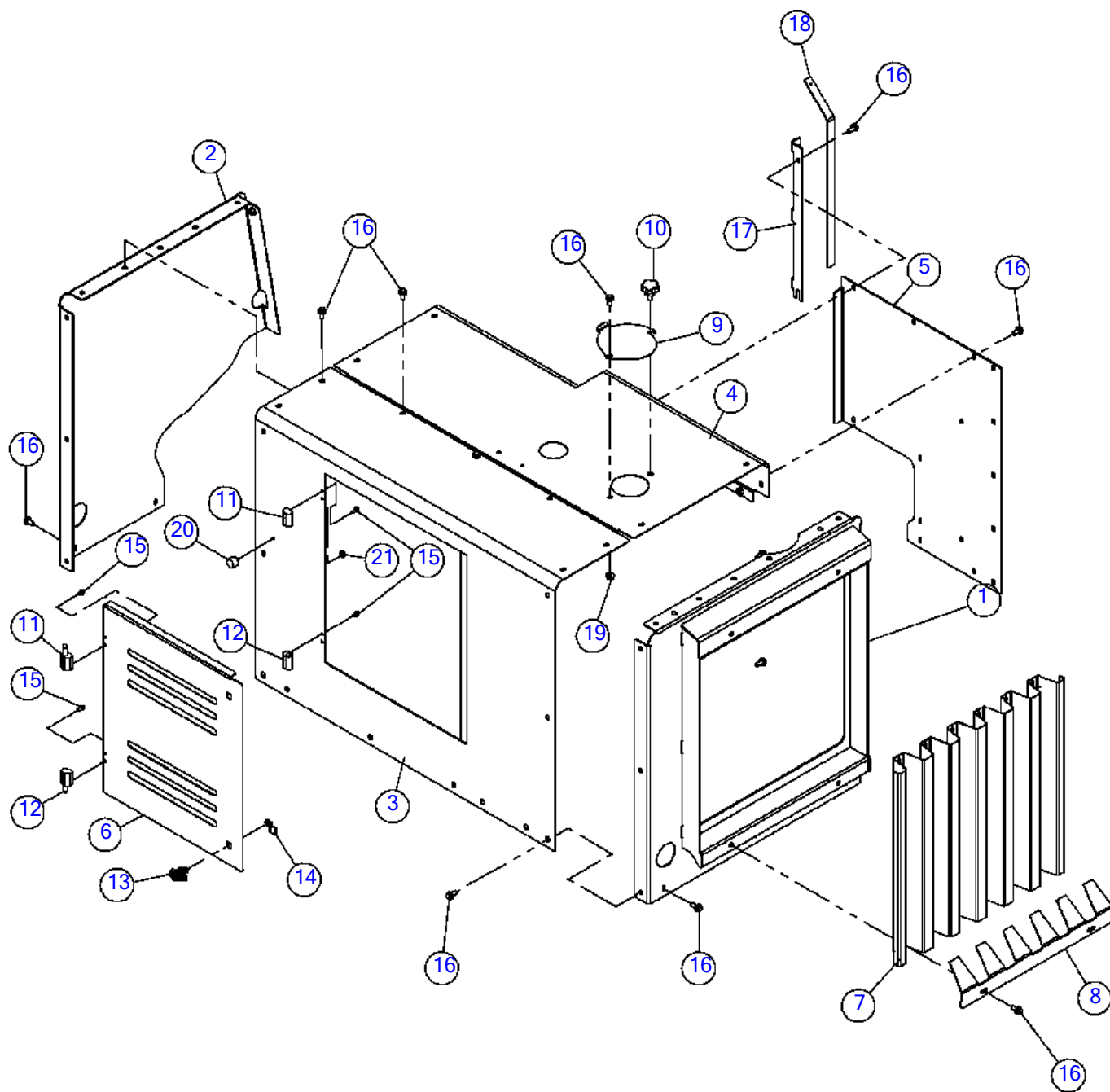
Cat 49HP Engine Enclosure (SN 15079-16405)

Fig 01-06

REF NO.	PART NO.	DESCRIPTION	QTY.	REMARKS
1	163672020	WELDMENT - ENGINE ENCLOSURE, LEFT	1	
2	163672022	WELDMENT - ENGINE ENCLOSURE, RIGHT	1	
3	163672074	WELDMENT - ENGINE ENCLOSURE - FRONT	1	
4	163672018	WELDMENT - ENGINE ENCLOSURE - REAR	1	
5	163672033	ENGINE ENCLOSURE - REAR PANEL	1	
6	163672032	DOOR - ENGINE ENCLOSURE	1	
7	163656557	SCREEN - SUCTION FAN	1	
8	163653559	PLATE - LOWER SCREEN CLAMP	2	
9	163642780	RAD ACCESS DOOR	1	
10	163674756	KNOB - 7POINT - M10X20	1	
10	(163642926)	KNOB - 10 MM LOBE STYLE	1	
11	224781001	HINGE-NYLON LIFT OFF 1/4" THD	1	Sold As A Set
12	224782001	HINGE-NYLON LIFT OFF 1/4" THD	1	Sold As A Set
13	163642892	CAM-LATCH LOCKABLE WING KNOB	2	
14	163642893	CAM - 4 MM GRIP	2	
15	296300751	SCREW HFS-.25-20X50GR8-Y2	8	
16	507612020	SCREW-HFS,M10-1.50X20,10.9,YZ,ANSI,B18.2.3.9M,FT	45	
17	507085010	NUT-HEXFLNG LOCK, M10-1.50,10.9,YZ,D6927	1	
18	163672349	MOUNT-KNIFE GAUGE	1	
19	115246001	KNIFE GAUGE - 11 GA	1	

Cat 49HP Engine Enclosure (SN 15079-16405)

Fig 01-06R01



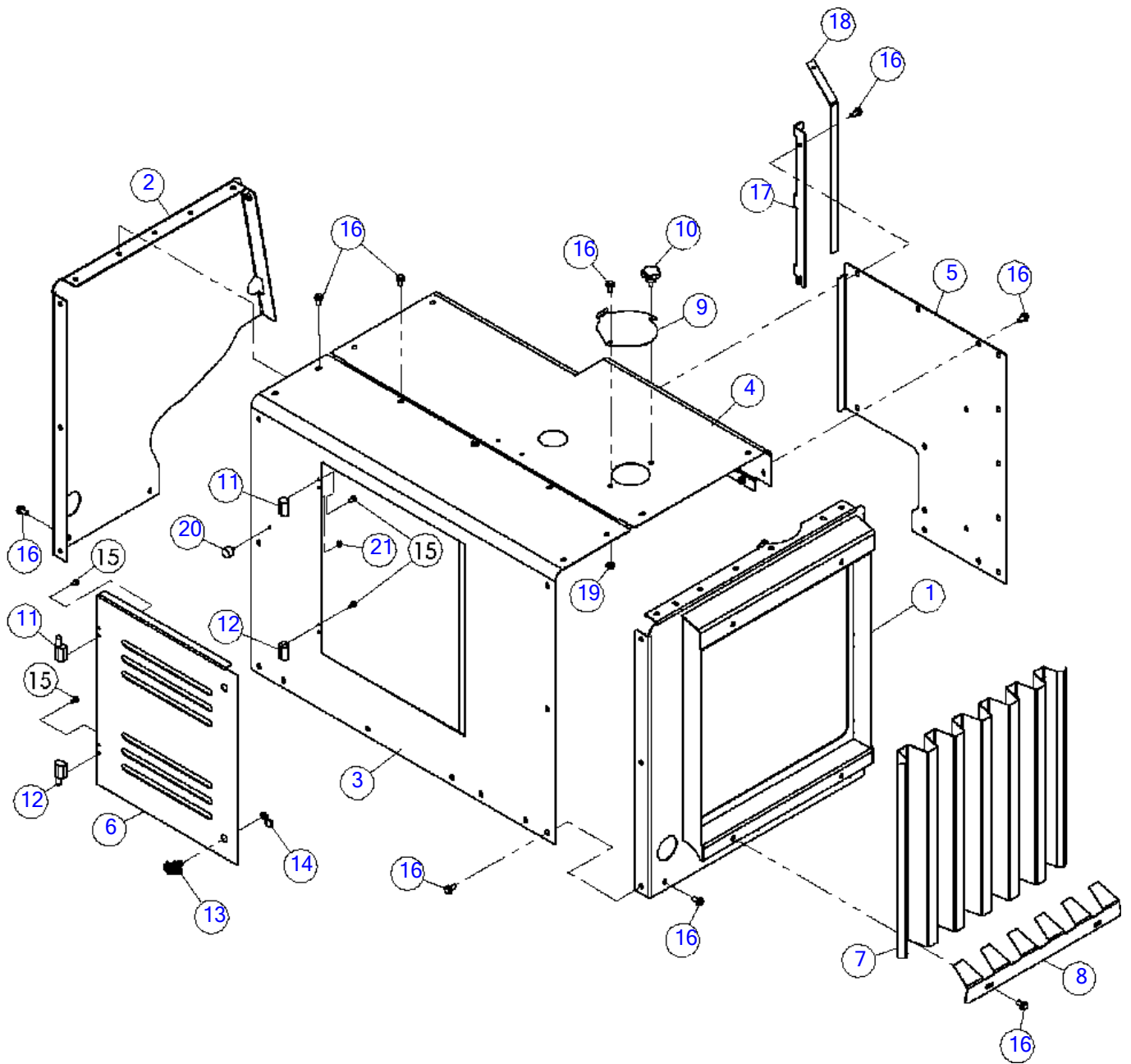
Cat 49HP Engine Enclosure (SN 15079-16405)

Fig 01-06R01

REF NO.	PART NO.	DESCRIPTION	QTY.	REMARKS
1	163672020	WELDMENT - ENGINE ENCLOSURE, LEFT	1	
2	163672022	WELDMENT - ENGINE ENCLOSURE, RIGHT	1	
3	163672074	WELDMENT - ENGINE ENCLOSURE - FRONT	1	
4	163672018	WELDMENT - ENGINE ENCLOSURE - REAR	1	
5	163672033	ENGINE ENCLOSURE - REAR PANEL	1	
6	163672032	DOOR - ENGINE ENCLOSURE	1	
7	163656557	SCREEN - SUCTION FAN	1	
8	163653559	PLATE - LOWER SCREEN CLAMP	2	
9	163642780	RAD ACCESS DOOR	1	
10	163674756	KNOB - 7POINT - M10X20	1	
10	(163642926)	KNOB - 10 MM LOBE STYLE	1	
11	224781001	HINGE-NYLON LIFT OFF 1/4" THD	1	Sold As A Set
12	224782001	HINGE-NYLON LIFT OFF 1/4" THD	1	Sold As A Set
13	163642892	CAM-LATCH LOCKABLE WING KNOB	2	
14	163642893	CAM - 4 MM GRIP	2	
15	296300751	SCREW HFS-.25-20X50GR8-Y2	8	
16	507612020	SCREW-HFS,M10-1.50X20,10.9,YZ,ANSI,B18.2.3.9M,FT	45	
17	507085010	NUT-HEXFLNG LOCK, M10-1.50,10.9,YZ,D6927	1	
18	163672349	MOUNT-KNIFE GAUGE	1	
19	115246001	KNIFE GAUGE - 11 GA	1	
20	93769001	*MOUNT-SANDWICH SINGLE STUD	1	
21	1809005	*NUT-1/4 SM FLGE T.L.	1	

Cat 49HP Engine Enclosure (SN 16406-18166)

Fig 01-06R02



Cat 49HP Engine Enclosure (SN 16406-18166)

Fig 01-06R02

REF NO.	PART NO.	DESCRIPTION	QTY.	REMARKS
1	163672020	WELDMENT - ENGINE ENCLOSURE, LEFT	1	
2	163672022	WELDMENT - ENGINE ENCLOSURE, RIGHT	1	
3	163672074	WELDMENT - ENGINE ENCLOSURE - FRONT	1	
4	163672018	WELDMENT - ENGINE ENCLOSURE - REAR	1	
5	163672033	ENGINE ENCLOSURE - REAR PANEL	1	
6	163672032	DOOR - ENGINE ENCLOSURE	1	
7	163677308	*SCREEN - SUCTION FAN	1	
8	163677309	*PLATE - HOLDER SCREEN CLAMP	2	
9	163642780	RAD ACCESS DOOR	1	
10	163674756	KNOB - 7POINT - M10X20	1	
10	(163642926)	KNOB - 10 MM LOBE STYLE	1	
11	224781001	HINGE-NYLON LIFT OFF 1/4" THD	1	Sold As A Set
12	224782001	HINGE-NYLON LIFT OFF 1/4" THD	1	Sold As A Set
13	163642892	CAM-LATCH LOCKABLE WING KNOB	2	
14	163642893	CAM - 4 MM GRIP	2	
15	296300751	SCREW HFS-.25-20X50GR8-Y2	8	
16	507612020	SCREW-HFS,M10-1.50X20,10.9,YZ,ANSI,B18.2.3.9M,FT	45	
17	507085010	NUT-HEXFLNG LOCK, M10-1.50,10.9,YZ,D6927	1	
18	163672349	MOUNT-KNIFE GAUGE	1	
19	115246001	KNIFE GAUGE - 11 GA	1	
20	93769001	MOUNT-SANDWICH SINGLE STUD	1	
21	1809005	NUT-1/4 SM FLGE T.L.	1	

Cat 49HP Engine Enclosure (SN 18167-)

Fig 01-06R03

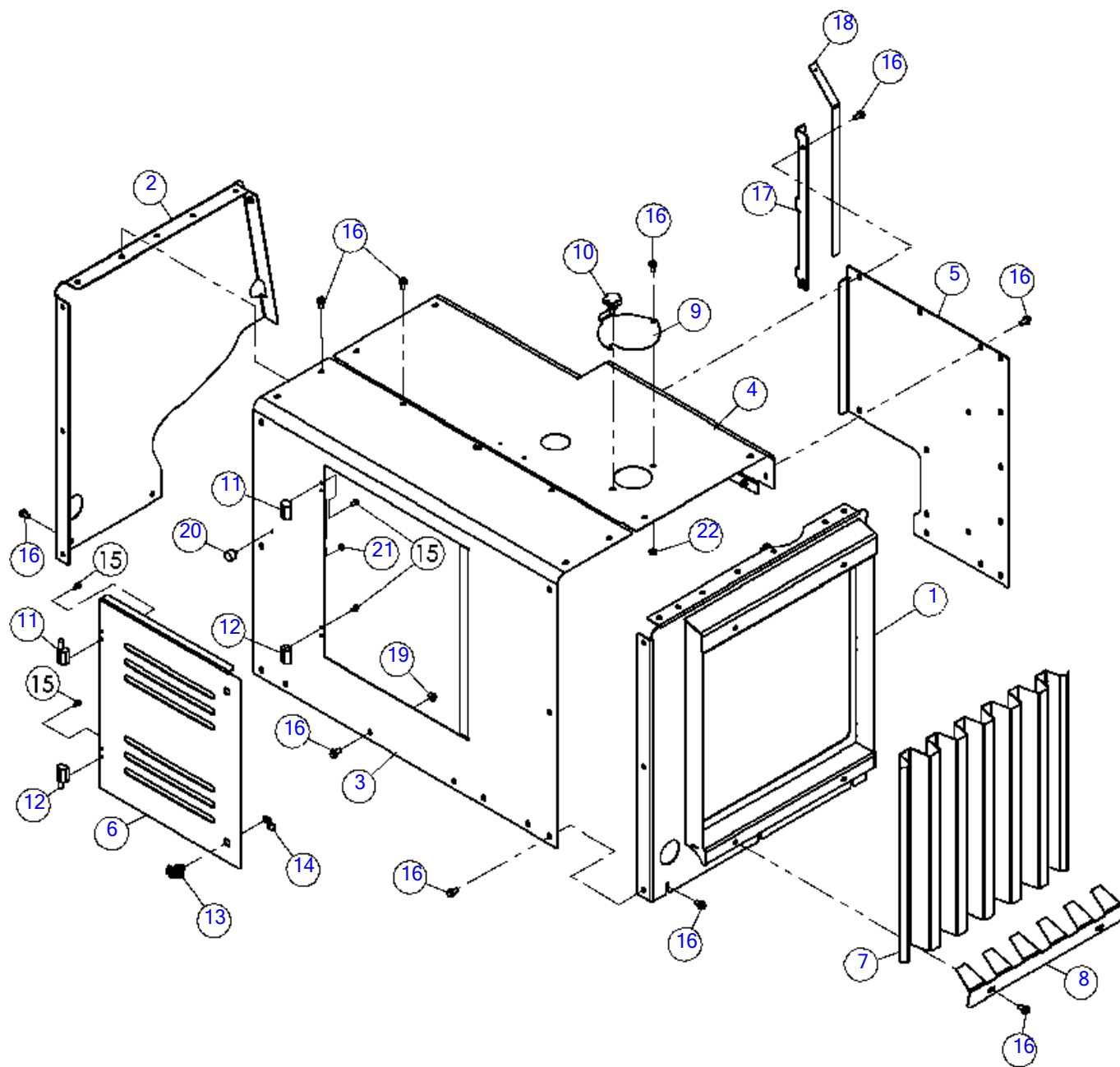


Illustration No: 163672030 - Not For Ordering

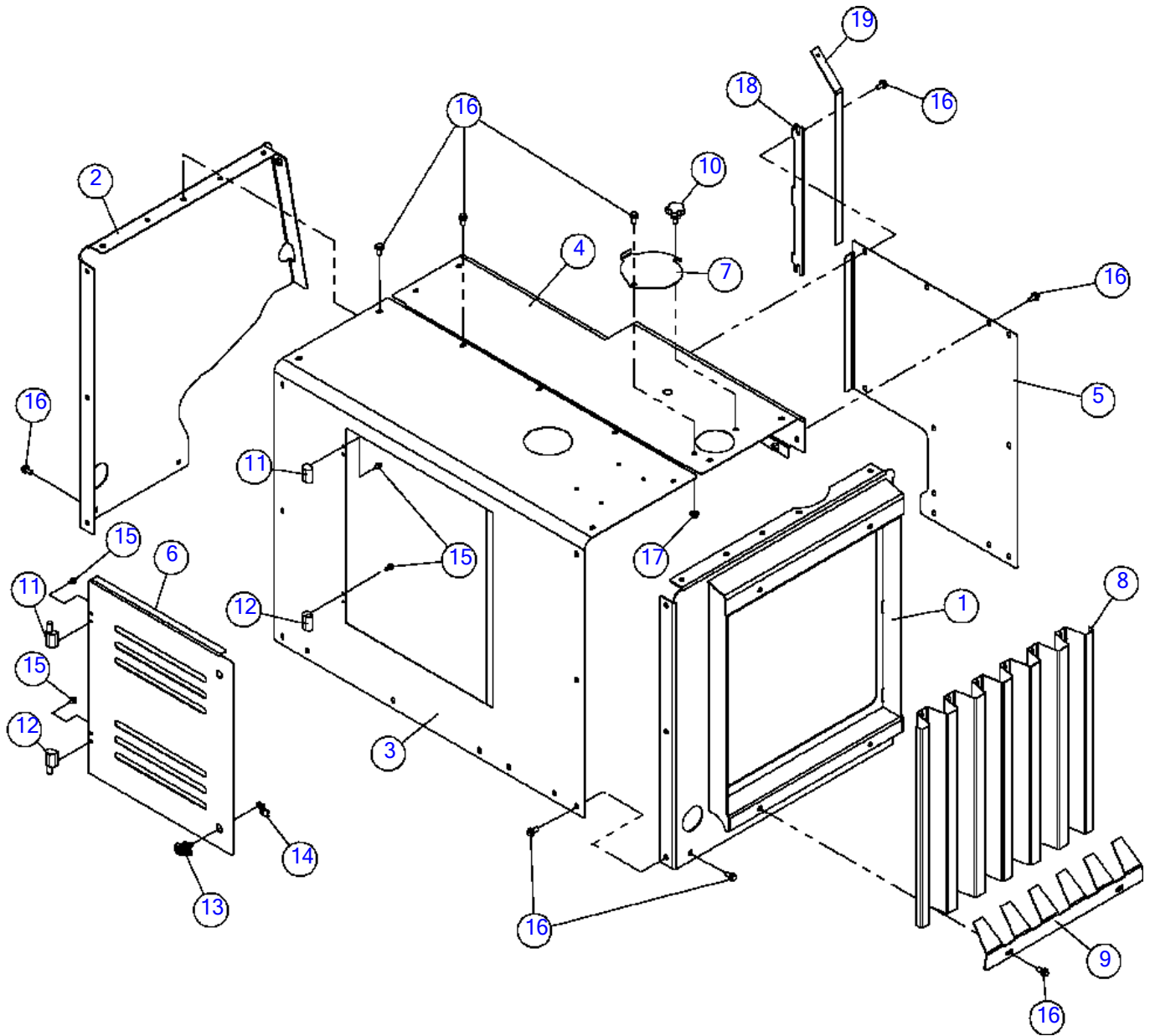
Cat 49HP Engine Enclosure (SN 18167-)

Fig 01-06R03

REF NO.	PART NO.	DESCRIPTION	QTY.	REMARKS
1	163672020	WELDMENT - ENGINE ENCLOSURE, LEFT	1	
2	163672022	WELDMENT - ENGINE ENCLOSURE, RIGHT	1	
3	163677414	ENGINE ENCLOSURE - FRONT	1	
4	163672018	WELDMENT - ENGINE ENCLOSURE - REAR	1	
5	163672033	ENGINE ENCLOSURE - REAR PANEL	1	
6	163672032	DOOR - ENGINE ENCLOSURE	1	
7	163677308	SCREEN - SUCTION FAN	1	
8	163677309	PLATE - HOLDER SCREEN CLAMP	2	
9	163698140	DOOR - RAD ACCESS	1	
10	163674756	KNOB - 7POINT - M10X20	1	
10	(163642926)	KNOB - 10 MM LOBE STYLE	1	
11	224781001	HINGE-NYLON LIFT OFF 1/4" THD	1	Sold As A Set
12	224782001	HINGE-NYLON LIFT OFF 1/4" THD	1	Sold As A Set
13	163642892	CAM-LATCH LOCKABLE WING KNOB	2	
14	163642893	CAM - 4 MM GRIP	2	
15	296300751	SCREW HFS-.25-20X50GR8-Y2	8	
16	507612020	SCREW-HFS,M10-1.50X20,10.9,YZ,ANSI,B18.2.3.9M,FT	47	
17	163672349	MOUNT-KNIFE GAUGE	1	
18	115246001	KNIFE GAUGE - 11 GA	1	
19	507085010	NUT-HEXFLNG LOCK, M10-1.50,10.9,YZ,D6927	3	
20	93769001	MOUNT-SANDWICH SINGLE STUD	1	
21	1809005	NUT-1/4 SM FLGE T.L.	1	
22	506042010	NUT-HEX,JAM,M10 -1.50,YZ,D439	1	

Cummins 85HP Engine Enclosure (SN 15079-16405)

Fig 01-07



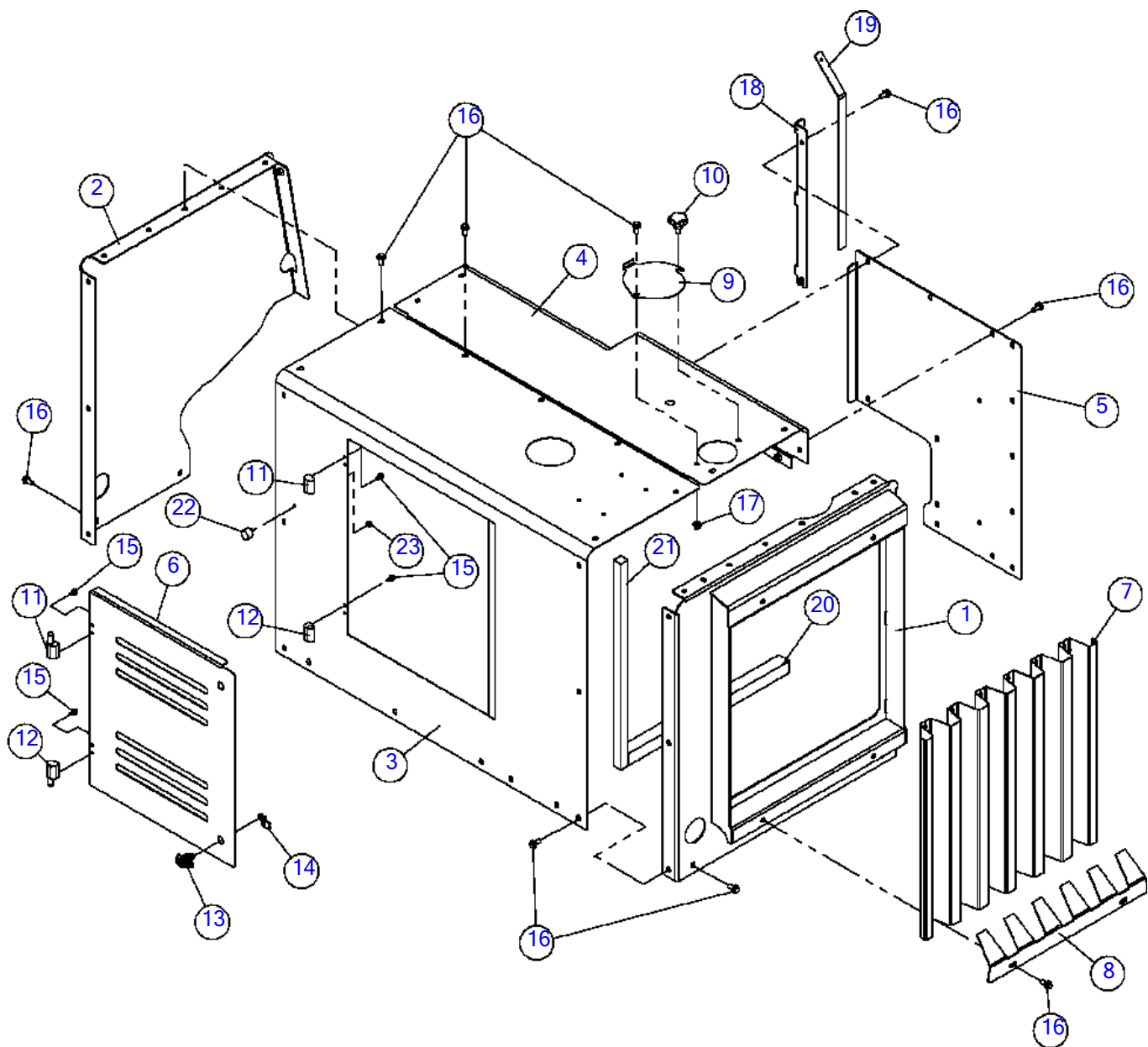
Cummins 85HP Engine Enclosure (SN 15079-16405)

Fig 01-07

REF NO.	PART NO.	DESCRIPTION	QTY.	REMARKS
1	163672020	WELDMENT - ENGINE ENCLOSURE, LEFT	1	
2	163672022	WELDMENT - ENGINE ENCLOSURE, RIGHT	1	
3	163672227	WELDMENT - ENGINE ENCLOSURE - FRONT	1	
4	163672229	WELDMENT - ENGINE ENCLOSURE - REAR	1	
5	163672033	ENGINE ENCLOSURE - REAR PANEL	1	
6	163672032	DOOR - ENGINE ENCLOSURE	1	
7	163642780	RAD ACCESS DOOR	1	
8	163656557	SCREEN - SUCTION FAN	1	
9	163653559	PLATE - LOWER SCREEN CLAMP	2	
10	163674756	KNOB - 7POINT - M10X20	1	
10	(163642926)	KNOB - 10 MM LOBE STYLE	1	
11	224781001	HINGE-NYLON LIFT OFF 1/4" THD	1	
12	224782001	HINGE-NYLON LIFT OFF 1/4" THD	1	
13	163642892	CAM-LATCH LOCKABLE WING KNOB	2	
14	163642893	CAM - 4 MM GRIP	2	
15	296300751	SCREW HFS-.25-20X50GR8-Y2	8	
16	507612020	SCREW-HFS,M10-1.50X20,10.9,YZ,ANSI,B18.2.3.9M,FT	45	
17	507085010	NUT-HEXFLNG LOCK, M10-1.50,10.9,YZ,D6927	1	
18	163672349	MOUNT-KNIFE GAUGE	1	
19	115246001	KNIFE GAUGE - 11 GA	1	

Cummins 85HP Engine Enclosure (SN 15079-16405)

Fig 01-07R01



Cummins 85HP Engine Enclosure (SN 15079-16405)

Fig 01-07R01

REF NO.	PART NO.	DESCRIPTION	QTY.	REMARKS
1	163672020	WELDMENT - ENGINE ENCLOSURE, LEFT	1	
2	163672022	WELDMENT - ENGINE ENCLOSURE, RIGHT	1	
3	163672227	WELDMENT - ENGINE ENCLOSURE - FRONT	1	
4	163672229	WELDMENT - ENGINE ENCLOSURE - REAR	1	
5	163672033	ENGINE ENCLOSURE - REAR PANEL	1	
6	163777120	ASSY - ENCLOSURE DOOR BONDED	1	
6	(163672032)	DOOR - ENGINE ENCLOSURE	1	
7	163656557	SCREEN - SUCTION FAN	1	
8	163642780	RAD ACCESS DOOR	1	
9	163653559	PLATE - LOWER SCREEN CLAMP	2	
10	163674756	KNOB - 7POINT - M10X20	1	
10	(163642926)	KNOB - 10 MM LOBE STYLE	1	
11	224781001	HINGE-NYLON LIFT OFF 1/4" THD	1	
12	224782001	HINGE-NYLON LIFT OFF 1/4" THD	1	
13	163642892	CAM-LATCH LOCKABLE WING KNOB	2	
14	163642893	CAM - 4 MM GRIP	2	
15	296300751	SCREW HFS-.25-20X50GR8-Y2	8	
16	507612020	SCREW-HFS,M10-1.50X20,10.9,YZ,ANSI,B18.2.3.9M,FT	47	
17	507085010	NUT-HEXFLNG LOCK, M10-1.50,10.9,YZ,D6927	1	
18	163672349	MOUNT-KNIFE GAUGE	1	
19	115246001	KNIFE GAUGE - 11 GA	1	
20	163670005	*FOAM SEAL-1 1/2" X 1 1/2" X 23.25"	2	
21	163672404	*FOAM SEAL - 1" X 1" X 25.75"	2	
22	93769001	*MOUNT-SANDWICH SINGLE STUD	1	
23	1809005	*NUT-1/4 SM FLGE T.L.	1	

Cummins 85HP Engine Enclosure (SN 16406-)

Fig 01-07R02

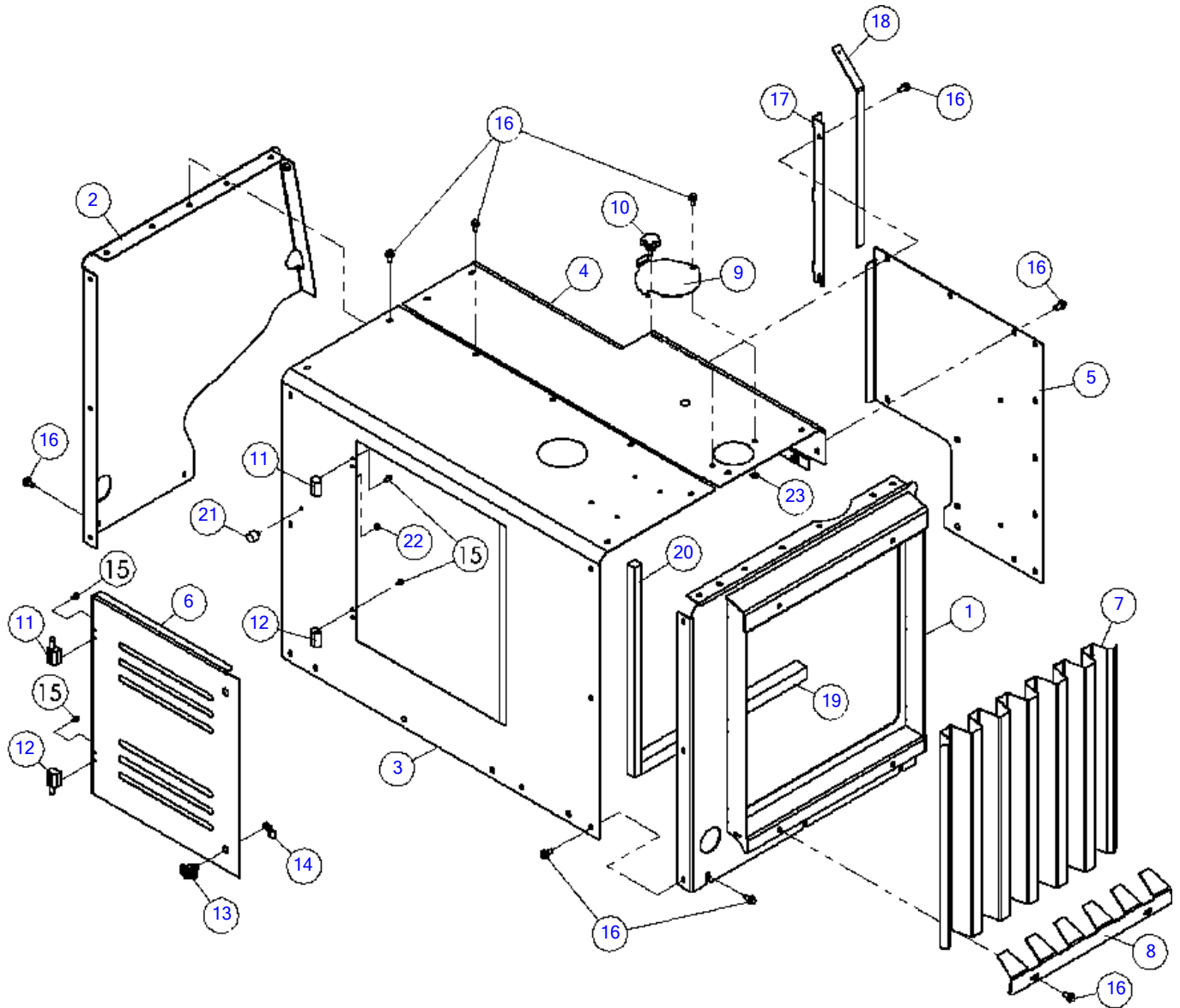


Illustration No: 163672230 - Not For Ordering

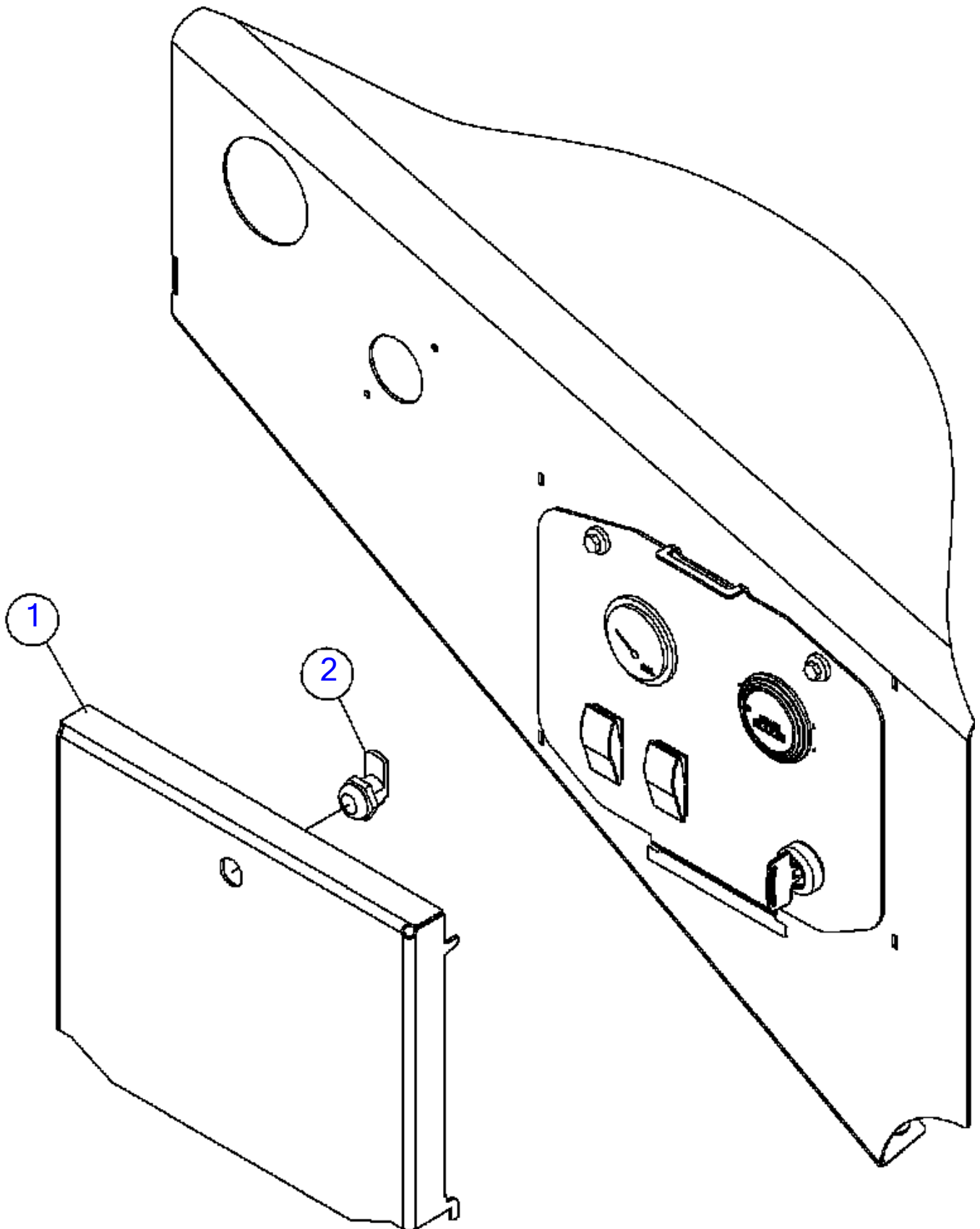
Cummins 85HP Engine Enclosure (SN 16406-)

Fig 01-07R02

REF NO.	PART NO.	DESCRIPTION	QTY.	REMARKS
1	163672020	WELDMENT - ENGINE ENCLOSURE, LEFT	1	
2	163672022	WELDMENT - ENGINE ENCLOSURE, RIGHT	1	
3	163672227	WELDMENT - ENGINE ENCLOSURE - FRONT	1	
4	163672229	WELDMENT - ENGINE ENCLOSURE - REAR	1	
5	163672033	ENGINE ENCLOSURE - REAR PANEL	1	
6	163672032	DOOR - ENGINE ENCLOSURE	1	
7	163677308	SCREEN - SUCTION FAN	1	
8	163677309	PLATE - HOLDER SCREEN CLAMP	2	
9	163698140	DOOR - RAD ACCESS	1	
10	163674756	KNOB - 7POINT - M10X20	1	
10	(163642926)	KNOB - 10 MM LOBE STYLE	1	
11	224781001	HINGE-NYLON LIFT OFF 1/4" THD	1	
12	224782001	HINGE-NYLON LIFT OFF 1/4" THD	1	
13	163642892	CAM-LATCH LOCKABLE WING KNOB	2	
14	163642893	CAM - 4 MM GRIP	2	
15	296300751	SCREW HFS-.25-20X50GR8-Y2	8	
16	507612020	SCREW-HFS,M10-1.50X20,10.9,YZ,ANSI,B18.2.3.9M,FT	47	
17	163672349	MOUNT-KNIFE GAUGE	1	
18	115246001	KNIFE GAUGE - 11 GA	1	
19	163670005	FOAM SEAL-1 1/2" X 1 1/2" X 23.25"	2	
20	163672404	FOAM SEAL - 1" X 1" X 25.75"	2	
21	93769001	MOUNT-SANDWICH SINGLE STUD	1	
22	1809005	NUT-1/4 SM FLGE T.L.	1	
23	506042010	NUT-HEX,JAM,M10 -1.50,YZ,D439	1	

Vandal Cover

Fig 01-08

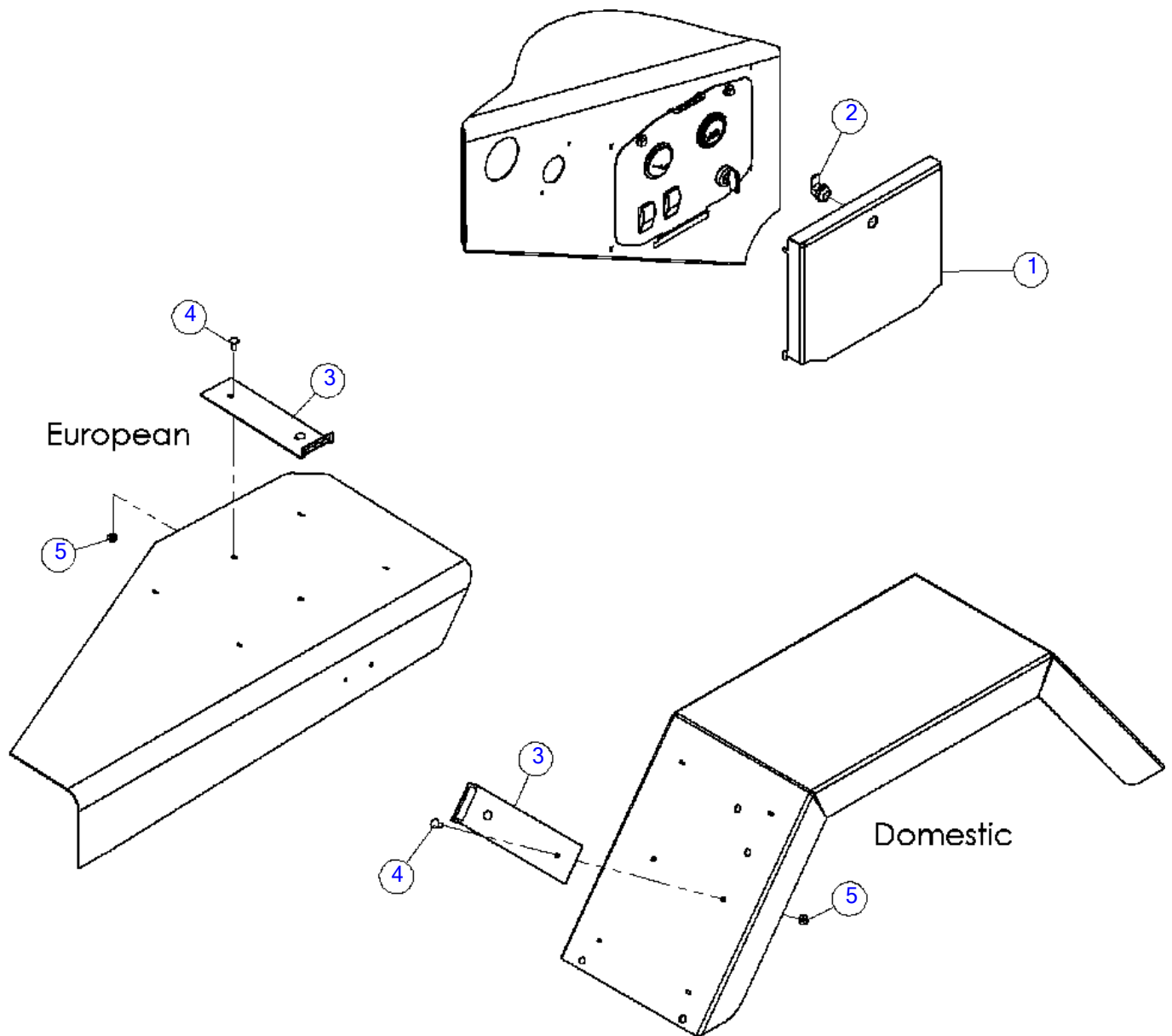


Vandal Cover
Fig 01-08

REF NO.	PART NO.	DESCRIPTION	QTY.	REMARKS
1	180013549	SHIELD - BC1000XL VANDAL COVER	1	
2	153898001	LOCK - CAM	1	

Vandal Cover

Fig 01-08R01



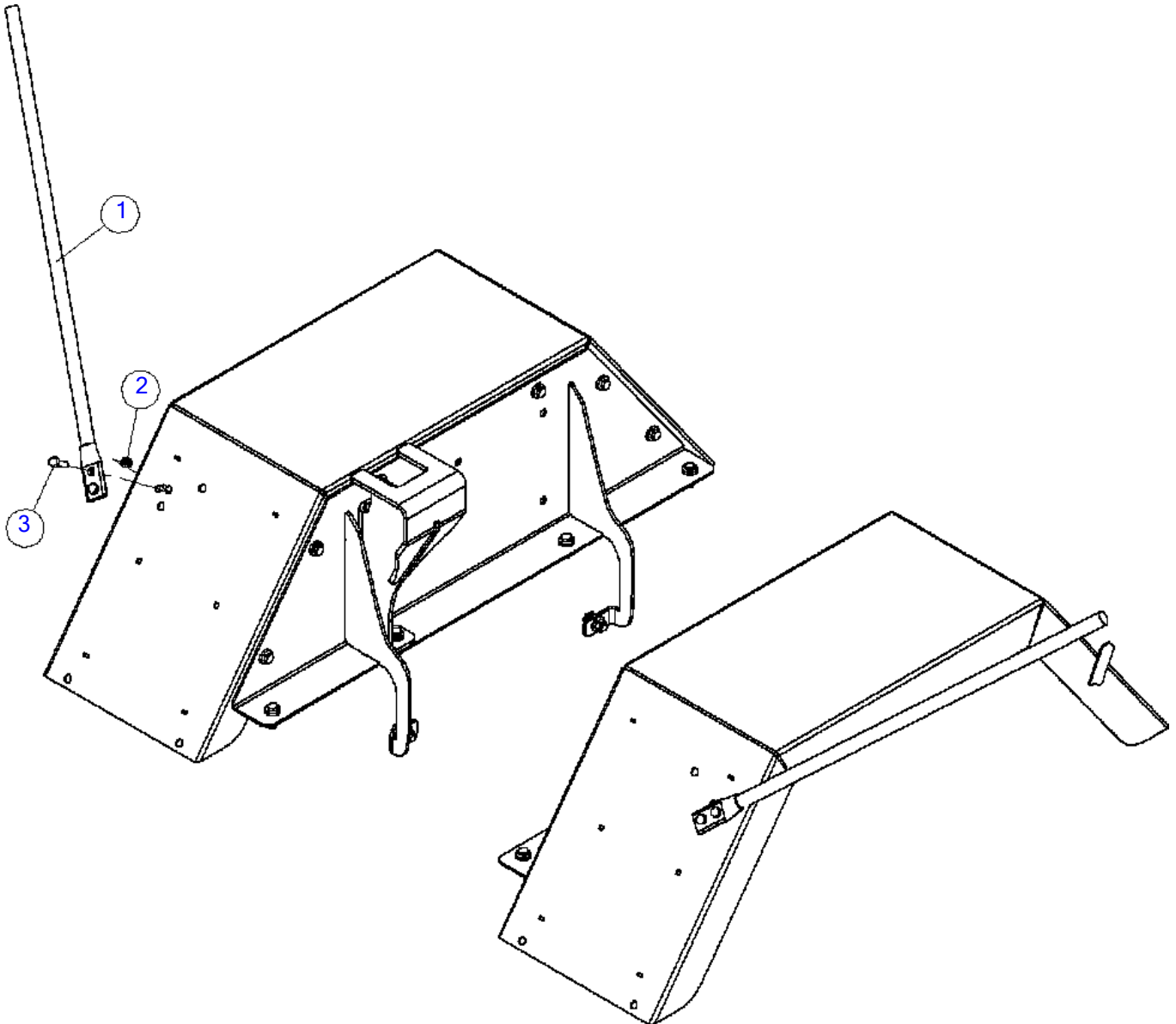
Vandal Cover

Fig 01-08R01

REF NO.	PART NO.	DESCRIPTION	QTY.	REMARKS
1	180013549	SHIELD - BC1000XL VANDAL COVER	1	
2	153898001	LOCK - CAM	1	
3	163670124	PANEL-VANDAL LOCK	1	
4	508484016	BOLT-CARG, M6-1.00X16 SHORTSQ.,8.8,YZ,ISO8678,FT.	2	
5	507085006	NUT-HEXFLNG LOCK,M6-1.00,10.9,YZ,D6927	2	

Fender Marker Whips

Fig 01-09




Fender Marker Whips

Fig 01-09

REF NO.	PART NO.	DESCRIPTION	QTY.	REMARKS
1	163685372	SIDE MARKER-ORANGE WHIP	1	Inc. Ref. No.'s 2-3
2	104212001	NUT-5/16-18 NYLON INSERT LOCK	4	
3	351010	BOLT-5/16-18X1 GRADE #5 HEX	4	

Axle/Tries/Wheels

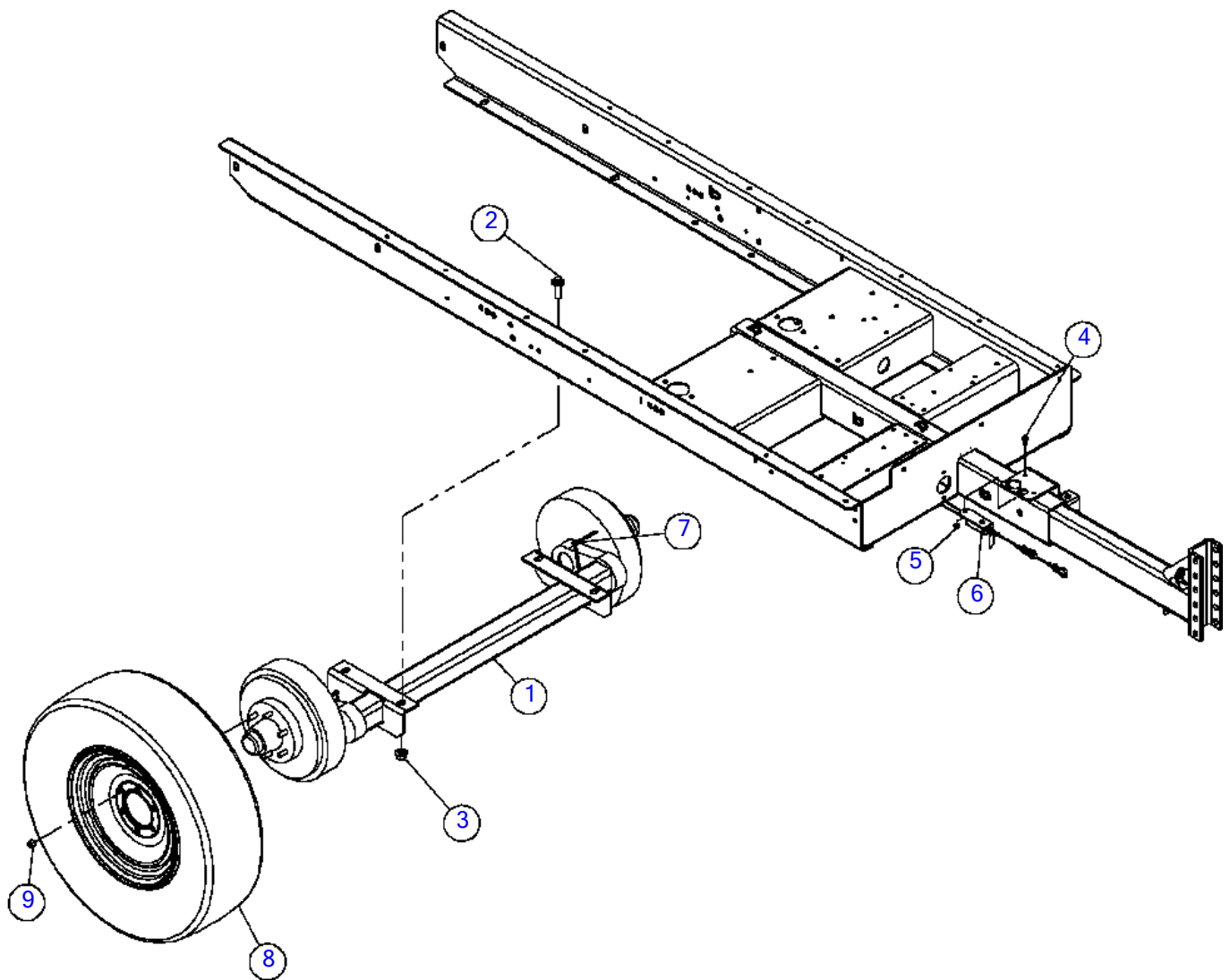
Fig 02



15" Wheel, 5200LB Axle - Electric Brakes (SN 15079-18591)	Fig	02-01
15" Wheel, 5200LB Axle - Electric Brakes (SN 18592 -)	Fig	02-01R01
16" Wheel, 5200LB Axle - Electric Brakes (SN 15079-18591)	Fig	02-02
16" Wheel, 5200LB Axle - Electric Brakes (SN 18592 -)	Fig	02-02R01
16" Wheel, 7000LB Axle - Electric Brakes(SN 15079-17282)	Fig	02-03
16" Wheel, 7000LB Axle - Electric Brakes(SN 17283-18591)	Fig	02-03R01
16" Wheel, 7000LB Axle - Electric Brakes(SN 18592 -)	Fig	02-03R02
Axle Hydraulic Brakes	Fig	02-03X01
Axle Hydraulic Brakes (SN 15079 - 18591)	Fig	02-03X01R01
Axle Hydraulic Brakes (SN 18592 -)	Fig	02-03X01R02
Axle Mounts - Euro	Fig	02-03X02
Axle Mounts - Euro	Fig	02-03X02R01
Axle - Euro (SN 15079-17275)	Fig	02-03X03
Axle - Euro (SN 17276-)	Fig	02-03X03R01
Fenders	Fig	02-04
Fenders - Euro	Fig	02-04X01
Fenders - Euro	Fig	02-04X01R01
Tongue	Fig	02-05
Tongue Hydraulic Brakes(SN 15079-17300-)	Fig	02-05X01
Tongue Hydraulic Brakes(SN 17301-)	Fig	02-05X01R01
Tongue - Euro	Fig	02-05X02
Tongue - Aus	Fig	02-05X03
Tongue - Hydraulic Brakes Aus (SN 17301-)	Fig	02-05X04
Pintle Hitch	Fig	02-06
2" Ball Hitch	Fig	02-07
2" Ball Hitch	Fig	02-07R01
2 5/16" Ball Hitch	Fig	02-08
Pin Hitch	Fig	02-09
Bulldog Hitch	Fig	02-09X01
Bulldog Hitch	Fig	02-09X01R01
Flag Mounts	Fig	02-10
Cone Storage	Fig	02-11

15" Wheel, 5200LB Axle - Electric Brakes (SN 15079-18591)

Fig 02-01



15" Wheel, 5200LB Axle - Electric Brakes (SN 15079-18591)

Fig 02-01

REF NO.	PART NO.	DESCRIPTION	QTY.	REMARKS
1	180006500	AXLE - TORSION, ELECTRIC BRAKES	1	Breakdown Fig. 9-1 & 9-2
2	507614050	SCREW-HFS,M16-2.00X50,10.9,ANSI,B18.2.3.9M,FT	4	
3	507085016	NUT-HEXFLNG LOCK, M16-2.00,10.9,YZ,D6927	4	
4	507610020	SCREW-HFS,M6-1.00X20,10.9,YZ,D6921,FT	1	
5	507085006	NUT-HEXFLNG LOCK,M6-1.00,10.9,YZ,D6927	1	
6	149883001	SWITCH - 60" TONGUE EXT. BREAKAWAY	1	
7	58151001	STRAP-CABLE TIE-T120R-0 15"	2	
8	163551745	225/75R15 LRD, W/6" WIDE, 6 BOLT RIM, 0	2	
9	131334019	NUT WHEEL	12	
9	(154868001)	WHEEL NUT - 1/2-20	12	

15" Wheel, 5200LB Axle - Electric Brakes (SN 18592 -)

Fig 02-01R01

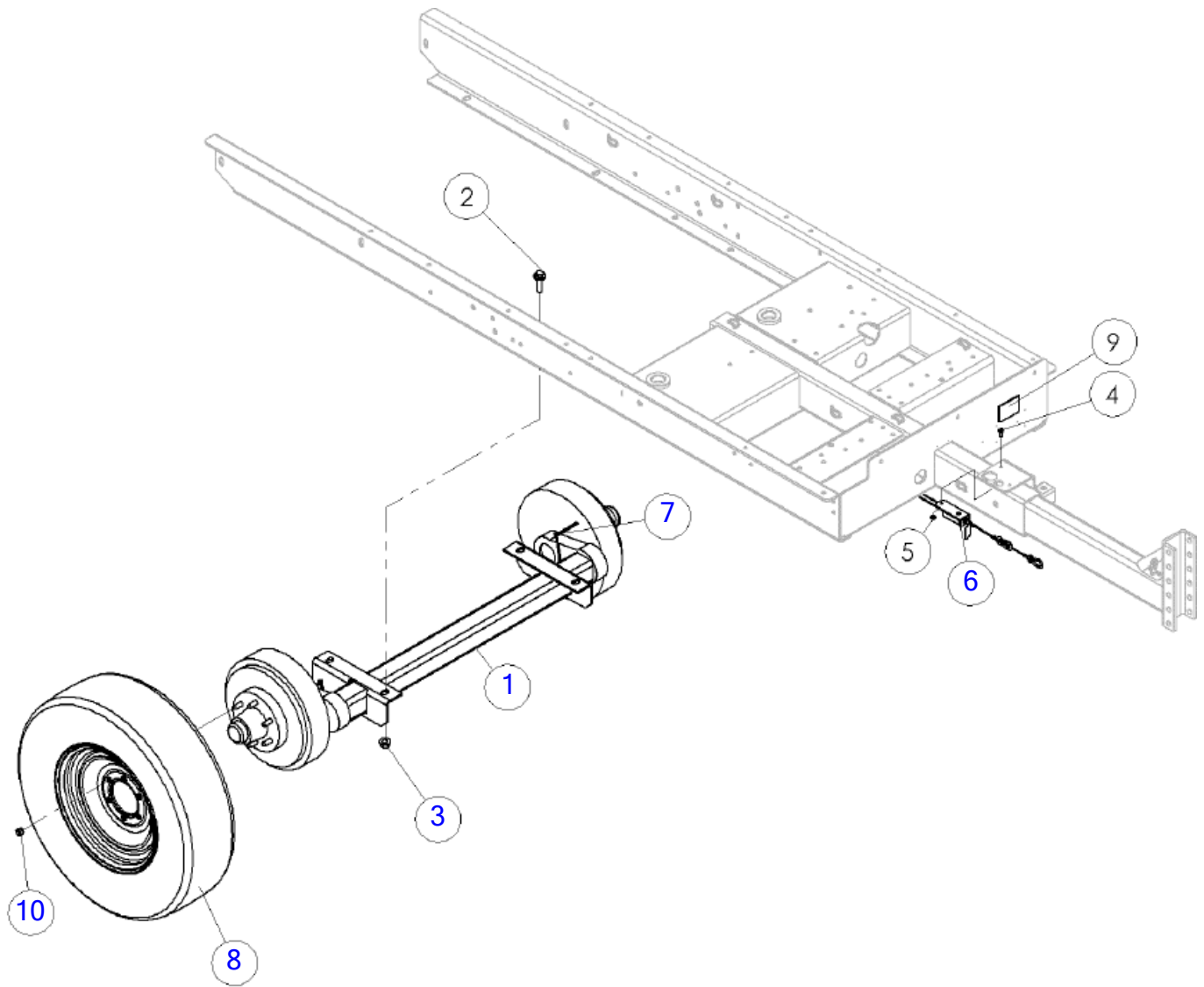


ILLUSTRATION NO: 163672184 Do Not Order

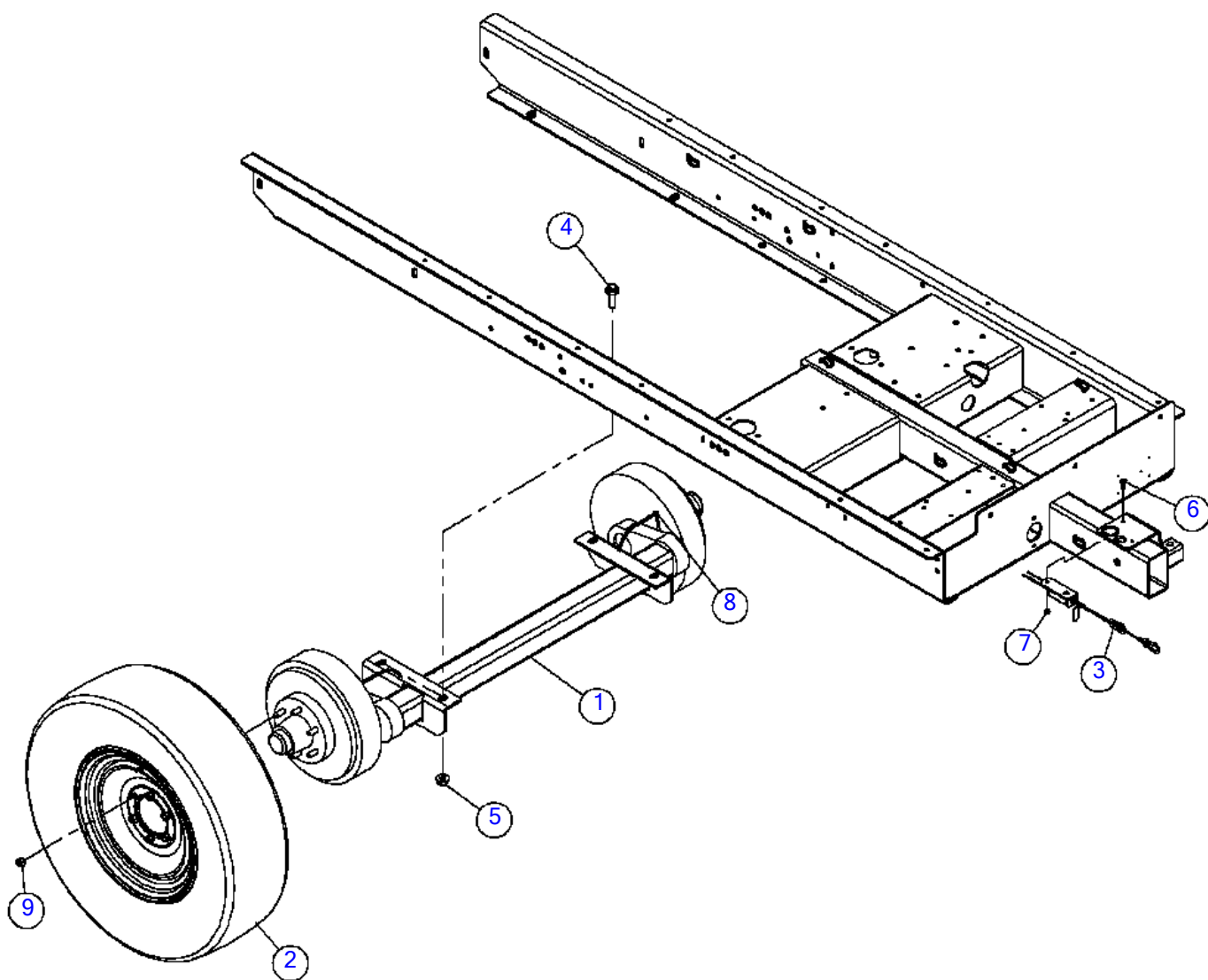
15" Wheel, 5200LB Axle - Electric Brakes (SN 18592 -)

Fig 02-01R01

REF NO.	PART NO.	DESCRIPTION	QTY.	REMARKS
1	180006500	AXLE - TORSION, ELECTRIC BRAKES	1	
2	507614050	SCREW-HFS,M16-2.00X50,10.9,ANSI,B18.2.3.9M,FT	4	
3	507085016	NUT-HEXFLNG LOCK, M16-2.00,10.9,YZ,D6927	4	
4	507610020	SCREW-HFS,M6-1.00X20,10.9,YZ,D6921,FT	1	
5	507085006	NUT-HEXFLNG LOCK,M6-1.00,10.9,YZ,D6927	1	
6	149883001	SWITCH - 60" TONGUE EXT. BREAKAWAY	1	
7	58151001	STRAP-CABLE TIE-T120R-0 15"	2	
8	163551745	225/75R15 LRD, W/6" WIDE, 6 BOLT RIM, 0	2	
9	7000F915	DECAL-TIRE INFORMATION	1	
10	131334019	NUT-WHEEL	12	
10	(154868001)	WHEEL NUT - 1/2-20	12	

16" Wheel, 5200LB Axle - Electric Brakes (SN 15079-18591)

Fig 02-02



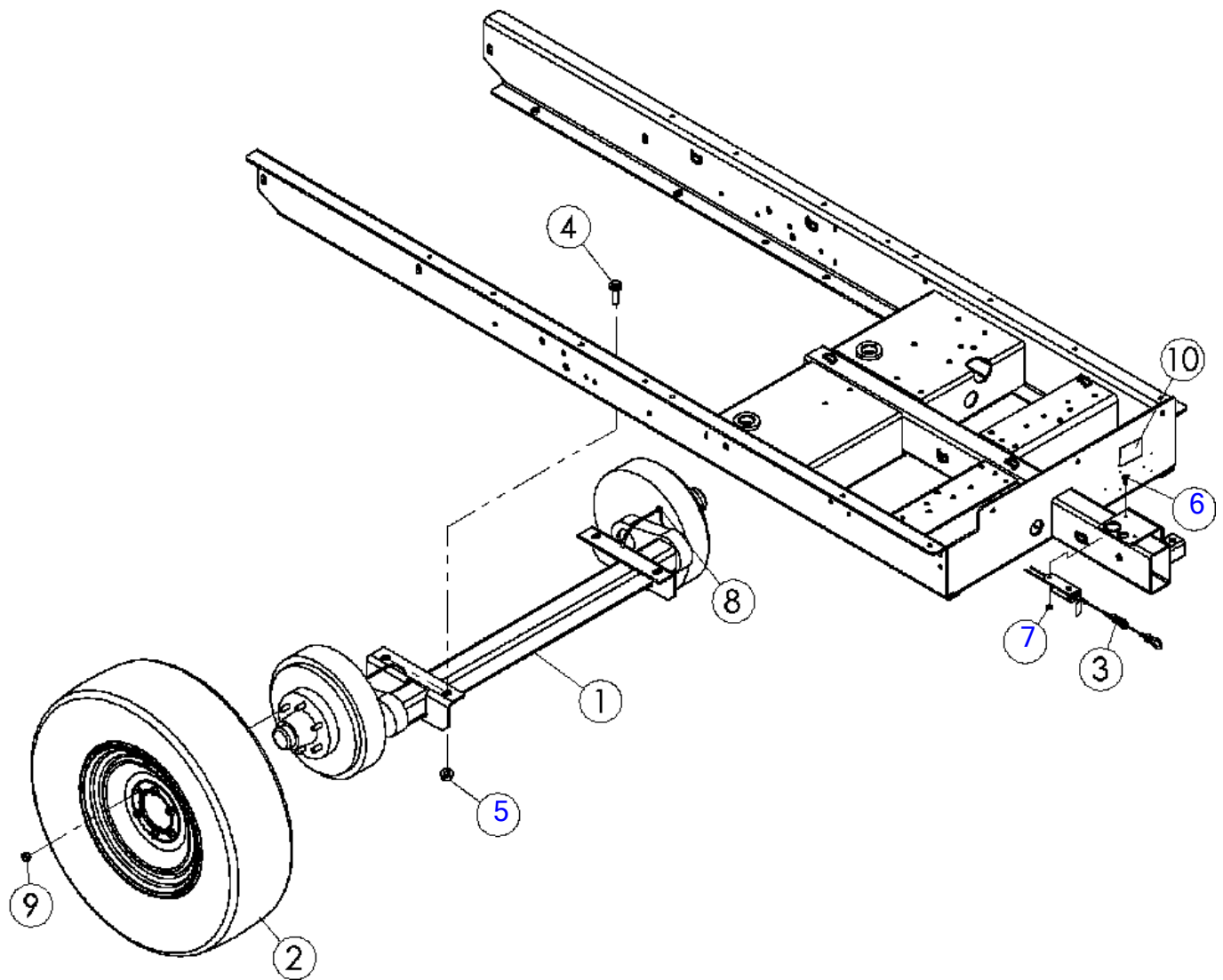
16" Wheel, 5200LB Axle - Electric Brakes (SN 15079-18591)

Fig 02-02

REF NO.	PART NO.	DESCRIPTION	QTY.	REMARKS
1	180006500	AXLE - TORSION, ELECTRIC BRAKES	1	Breakdown Fig. 9-1 & 9-2
2	180011791	TIRE/WHEEL ASSY-COMMON ST235/80R16LRE	2	
3	149883001	SWITCH - 60" TONGUE EXT. BREAKAWAY	1	
4	507614050	SCREW-HFS,M16-2.00X50,10.9,ANSI,B18.2.3.9M,FT	4	
5	507085016	NUT-HEXFLNG LOCK, M16-2.00,10.9,YZ,D6927	4	
6	507610020	SCREW-HFS,M6-1.00X20,10.9,YZ,D6921,FT	1	
7	507085006	NUT-HEXFLNG LOCK,M6-1.00,10.9,YZ,D6927	1	
8	58151001	STRAP-CABLE TIE-T120R-0 15"	2	
9	131334019	NUT WHEEL	12	
9	(154868001)	WHEEL NUT - 1/2-20	12	

16" Wheel, 5200LB Axle - Electric Brakes (SN 18592 -)

Fig 02-02R01



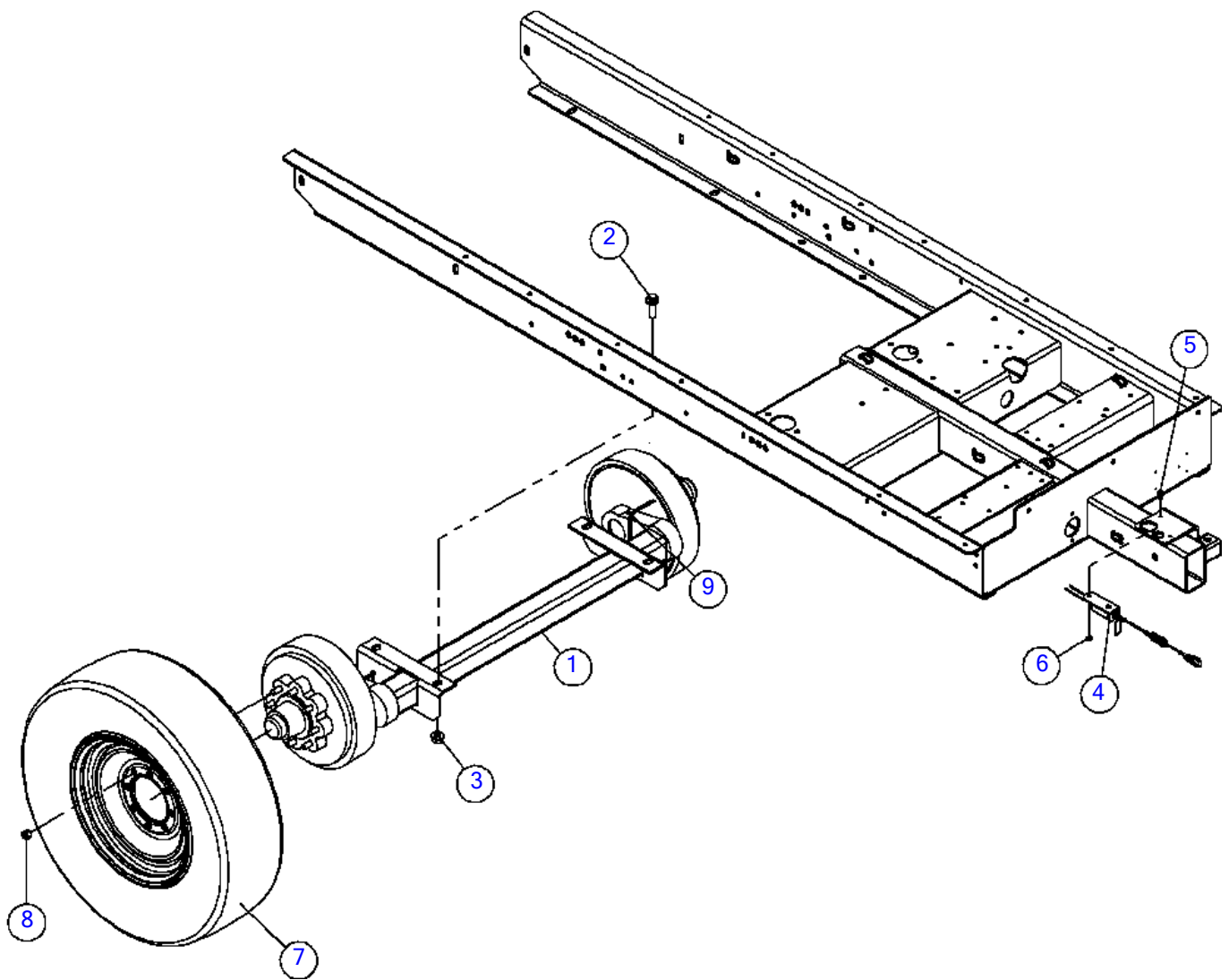
16" Wheel, 5200LB Axle - Electric Brakes (SN 18592 -)

Fig 02-02R01

REF NO.	PART NO.	DESCRIPTION	QTY.	REMARKS
1	180006500	AXLE - TORSION, ELECTRIC BRAKES	1	Breakdown Fig. 9-1 & 9-2
2	180011791	TIRE/WHEEL ASSY-COMMON ST235/80R16LRE	2	
3	149883001	SWITCH - 60" TONGUE EXT. BREAKAWAY	1	
4	507614050	SCREW-HFS,M16-2.00X50,10.9,ANSI,B18.2.3.9M,FT	4	
5	507085016	NUT-HEXFLNG LOCK, M16-2.00,10.9,YZ,D6927	4	
6	507610020	SCREW-HFS,M6-1.00X20,10.9,YZ,D6921,FT	1	
7	507085006	NUT-HEXFLNG LOCK,M6-1.00,10.9,YZ,D6927	1	
8	58151001	STRAP-CABLE TIE-T120R-0 15"	2	
9	131334019	NUT-WHEEL	12	
9	(154868001)	WHEEL NUT - 1/2-20	12	
10	7000F916	DECAL-TIRE INFORMATION	1	

16" Wheel, 7000LB Axle - Electric Brakes(SN 15079-17282)

Fig 02-03



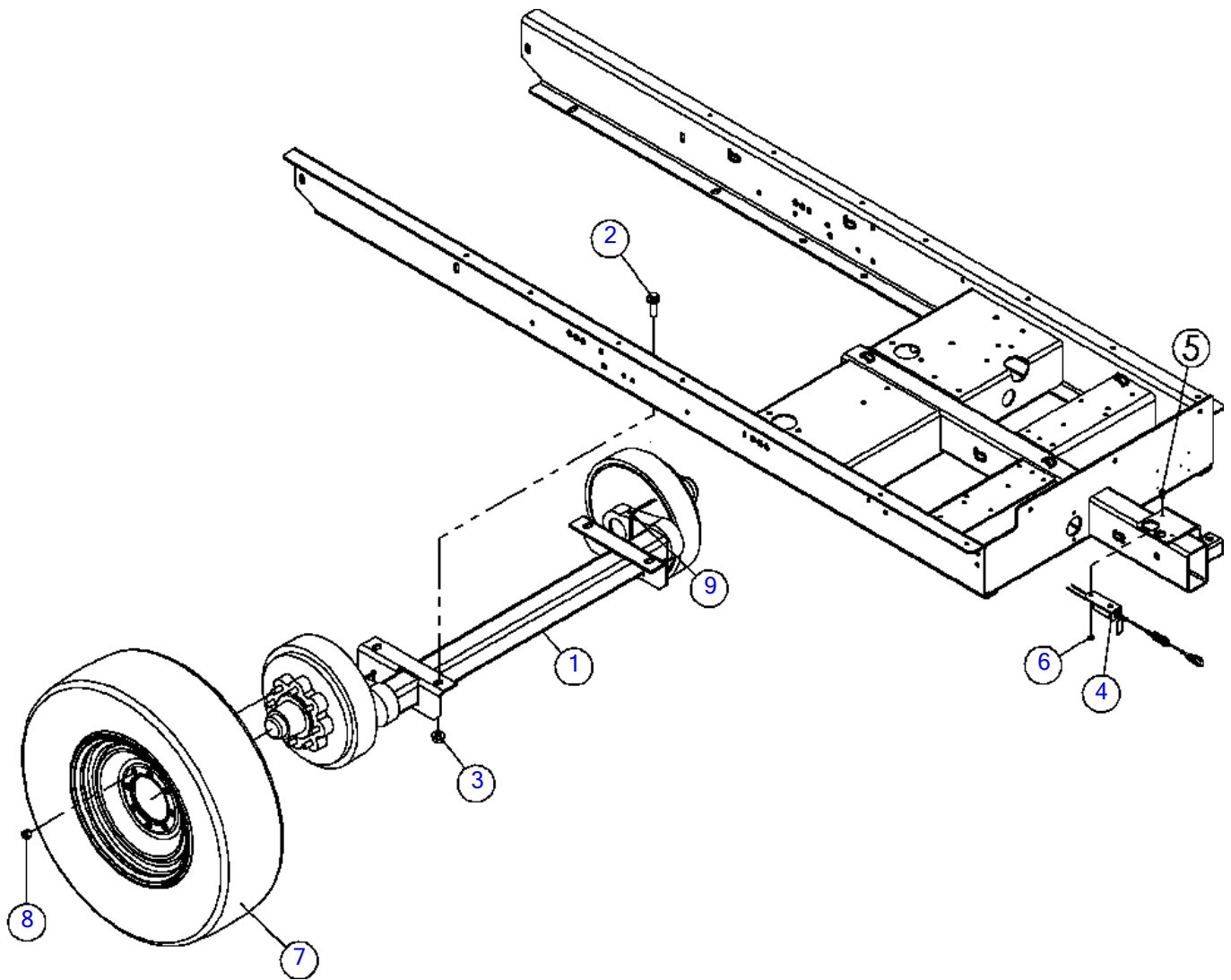
16" Wheel, 7000LB Axle - Electric Brakes(SN 15079-17282)

Fig 02-03

REF NO.	PART NO.	DESCRIPTION	QTY.	REMARKS
1	163640346	AXLE-TORSION ELECTRIC BRAKES	1	Breakdown Fig. 9-3 & 9-4
2	507614050	SCREW-HFS,M16-2.00X50,10.9,ANSI,B18.2.3.9M,FT	4	
3	507085016	NUT-HEXFLNG LOCK, M16-2.00,10.9,YZ,D6927	4	
4	149883001	SWITCH - 60" TONGUE EXT. BREAKAWAY	1	
5	507610020	SCREW-HFS,M6-1.00X20,10.9,YZ,D6921,FT	1	
6	507085006	NUT-HEXFLNG LOCK,M6-1.00,10.9,YZ,D6927	1	
7	180013133	WHEEL ASSY-STANDARD TIRE	2	
8	234133031	NUT 9/16 DIA. CONE	16	
9	58151001	STRAP-CABLE TIE-T120R-0 15"	2	

16" Wheel, 7000LB Axle - Electric Brakes(SN 17283-18591)

Fig 02-03R01



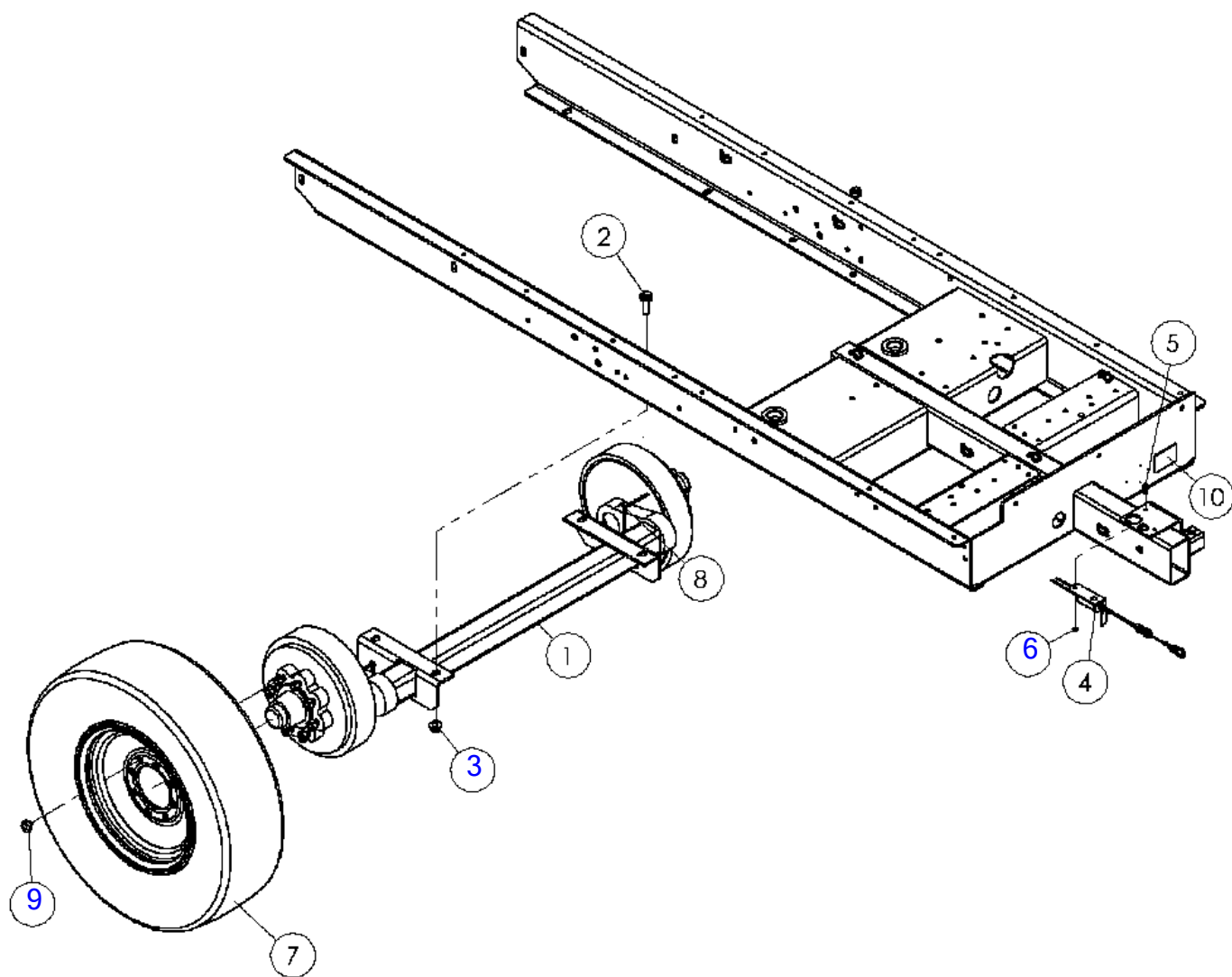
16" Wheel, 7000LB Axle - Electric Brakes(SN 17283-18591)

Fig 02-03R01

REF NO.	PART NO.	DESCRIPTION	QTY.	REMARKS
1	163677500	*AXLE-TORSION ELECTRIC BRAKE-7000#	1	Breakdown Fig. 9-3 & 9-4
2	507614050	SCREW-HFS,M16-2.00X50,10.9,ANSI,B18.2.3.9M,FT	4	
3	507085016	NUT-HEXFLNG LOCK, M16-2.00,10.9,YZ,D6927	4	
4	149883001	SWITCH - 60" TONGUE EXT. BREAKAWAY	1	
5	507610020	SCREW-HFS,M6-1.00X20,10.9,YZ,D6921,FT	1	
6	507085006	NUT-HEXFLNG LOCK,M6-1.00,10.9,YZ,D6927	1	
7	163647430	*STANDARD TIRE-WHEEL ASSEMBLY	2	
8	58151001	STRAP-CABLE TIE-T120R-0 15"	2	
9	116621009	*WHEEL NUT 5/8"-18 CONE	16	

16" Wheel, 7000LB Axle - Electric Brakes(SN 18592 -)

Fig 02-03R02



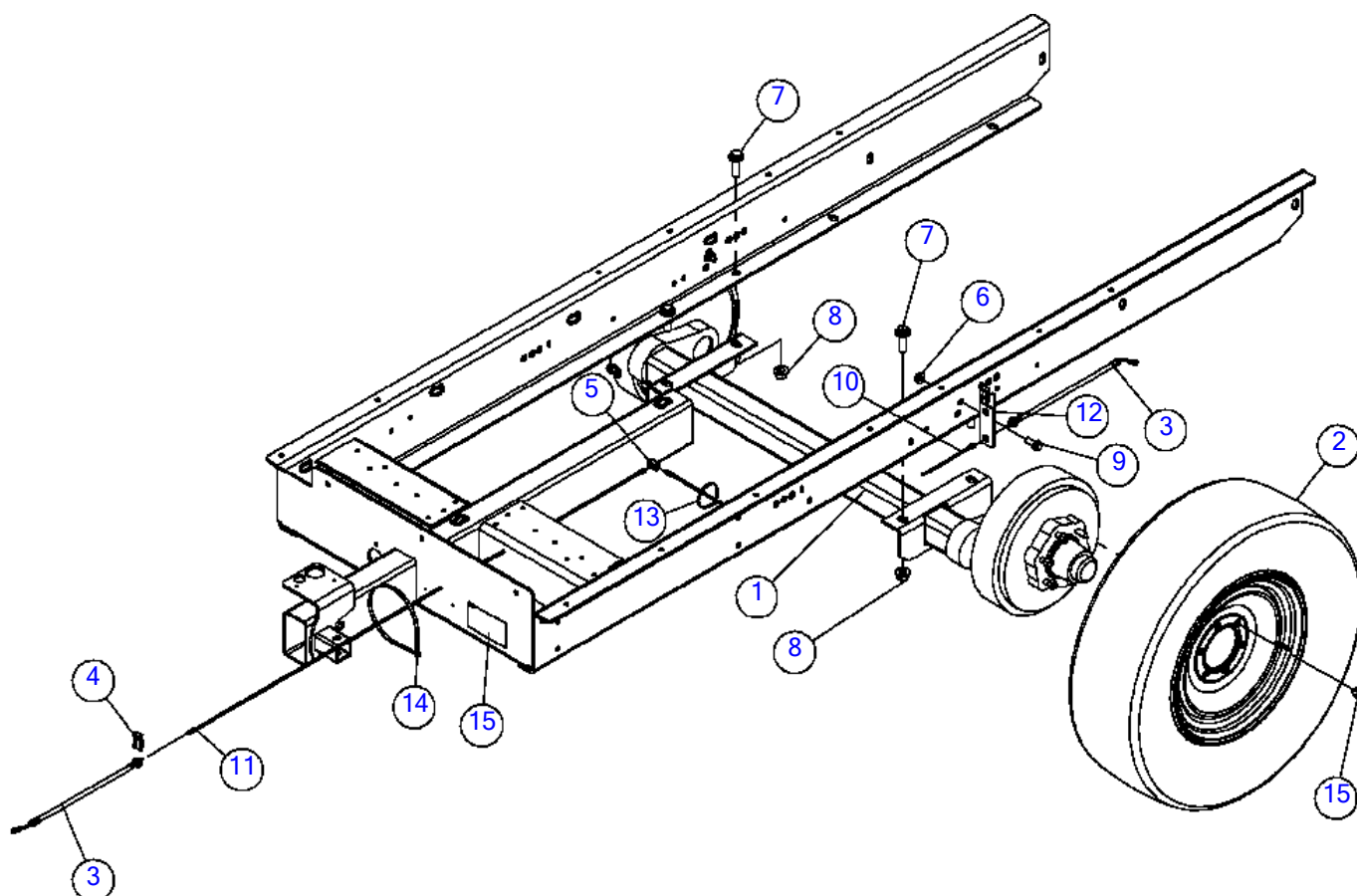
16" Wheel, 7000LB Axle - Electric Brakes(SN 18592 -)

Fig 02-03R02

REF NO.	PART NO.	DESCRIPTION	QTY.	REMARKS
1	163677500	AXLE-TORSION ELECTRIC BRAKE-7000#	1	Breakdown Fig. 9-3 & 9-4
2	507614050	SCREW-HFS,M16-2.00X50,10.9,ANSI,B18.2.3.9M,FT	4	
3	507085016	NUT-HEXFLNG LOCK, M16-2.00,10.9,YZ,D6927	4	
4	149883001	SWITCH - 60" TONGUE EXT. BREAKAWAY	1	
5	507610020	SCREW-HFS,M6-1.00X20,10.9,YZ,D6921,FT	1	
6	507085006	NUT-HEXFLNG LOCK,M6-1.00,10.9,YZ,D6927	1	
7	163647430	STANDARD TIRE-WHEEL ASSEMBLY	2	
8	58151001	STRAP-CABLE TIE-T120R-0 15"	2	
9	116621009	WHEEL NUT 5/8"-18 CONE	16	
10	7000F916	DECAL-TIRE INFORMATION	1	

Axle Hydraulic Brakes

Fig 02-03X01

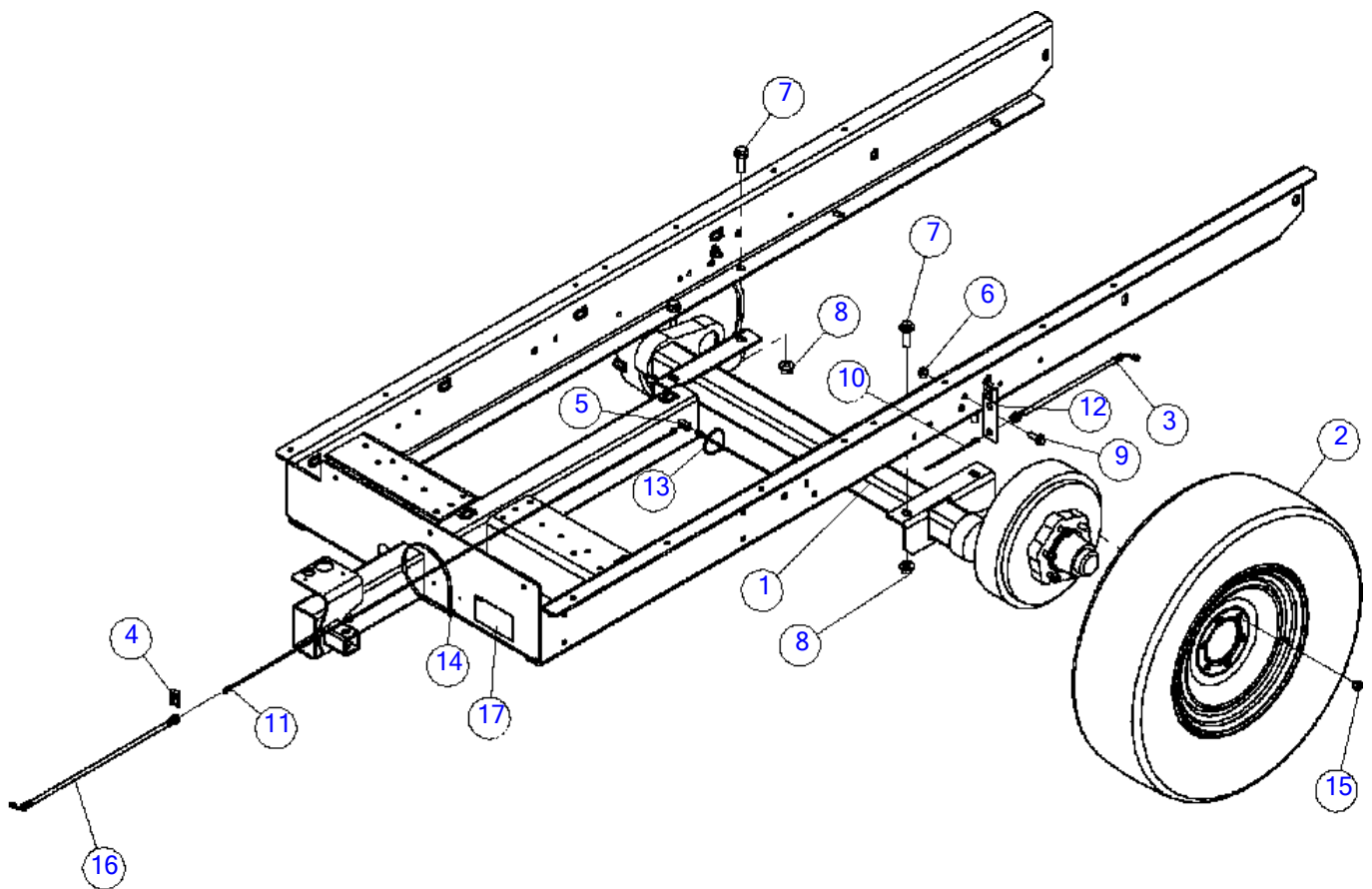


Axle Hydraulic Brakes
Fig 02-03X01

REF NO.	PART NO.	DESCRIPTION	QTY.	REMARKS
1	180006501	AXLE-TORSION, HYDRAULIC BRAKES	1	
2	180011791	TIRE/WHEEL ASSY-COMMON ST235/80R16LRE	2	
3	107124001	BRAKE LINE-14 7/16 W/45 DEG.	3	
4	4680001	CLIP-BRAKE HOSE 5188 WTHR-HD REF C02826	3	
5	107623001	TEE-3/16 UNION	1	
6	507085012	NUT-HEXFLNG LOCK, M12-1.75,10.9,YZ,D6927	2	
7	507614050	SCREW-HFS,M16-2.00X50,10.9,ANSI,B18.2.3.9M,FT	4	
8	507085016	NUT-HEXFLNG LOCK, M16-2.00,10.9,YZ,D6927	4	
9	507613030	SCREW-HFS,M12-1.75X30,10.9,YZ,ANSI,B18.2.3.9M,PT	2	
10	103148001	STL.BRAKE LINE 3/16X40 B-340	2	
11	103150001	STL.BRAKE LINE-3/16X60 B-360	1	
12	180014518	BRACKET - HYDRAULIC BRAKE LINE	2	
13	59634001	SINGLE NYTIE - 8"	4	
14	58151001	STRAP-CABLE TIE-T120R-0 15"	2	
15	131334019	NUT WHEEL	12	
15	(154868001)	WHEEL NUT - 1/2-20	12	

Axle Hydraulic Brakes (SN 15079 - 18591)

Fig 02-03X01R01



Axle Hydraulic Brakes (SN 15079 - 18591)

Fig 02-03X01R01

REF NO.	PART NO.	DESCRIPTION	QTY.	REMARKS
1	180006501	AXLE-TORSION, HYDRAULIC BRAKES	1	
2	180011791	TIRE/WHEEL ASSY-COMMON ST235/80R16LRE	2	
3	107124001	BRAKE LINE-14 7/16 W/45 DEG.	2	
4	4680001	CLIP-BRAKE HOSE 5188 WTHR-HD REF C02826	3	
5	107623001	TEE-3/16 UNION	1	
6	507085012	NUT-HEXFLNG LOCK, M12-1.75,10.9,YZ,D6927	2	
7	507614050	SCREW-HFS,M16-2.00X50,10.9,ANSI,B18.2.3.9M,FT	4	
8	507085016	NUT-HEXFLNG LOCK, M16-2.00,10.9,YZ,D6927	4	
9	507613030	SCREW-HFS,M12-1.75X30,10.9,YZ,ANSI,B18.2.3.9M,PT	2	
10	103148001	STL.BRAKE LINE 3/16X40 B-340	2	
11	103150001	STL.BRAKE LINE-3/16X60 B-360	1	
12	180014518	BRACKET - HYDRAULIC BRAKE LINE	2	
13	59634001	SINGLE NYTIE - 8"	4	
14	58151001	STRAP-CABLE TIE-T120R-0 15"	2	
15	131334019	NUT WHEEL	12	
15	(154868001)	WHEEL NUT - 1/2-20	12	
16	163672436	*BRAKELINE-7/16" X 22.0" - FSTR/M45	1	

Axle Hydraulic Brakes (SN 18592 -)

Fig 02-03X01R02

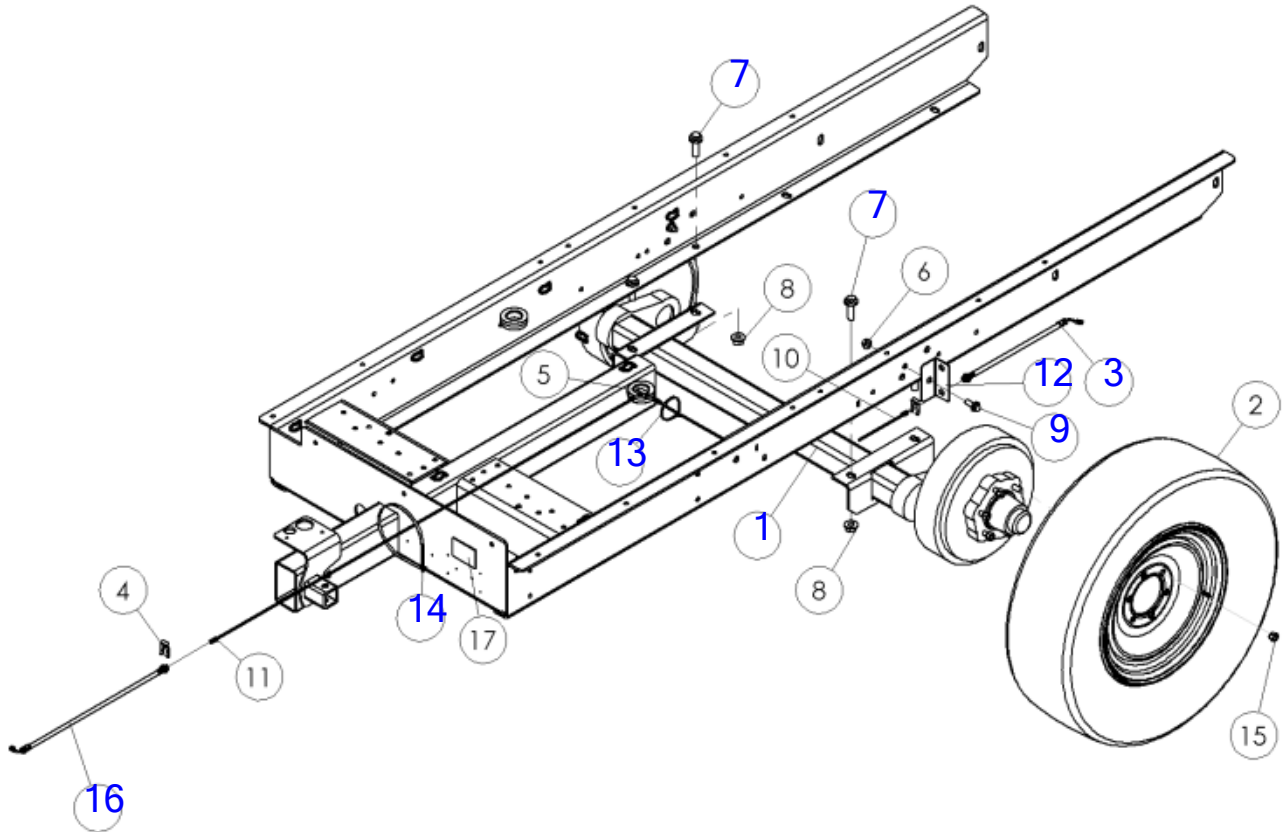


ILLUSTRATION NO: 163672358 Do Not Order

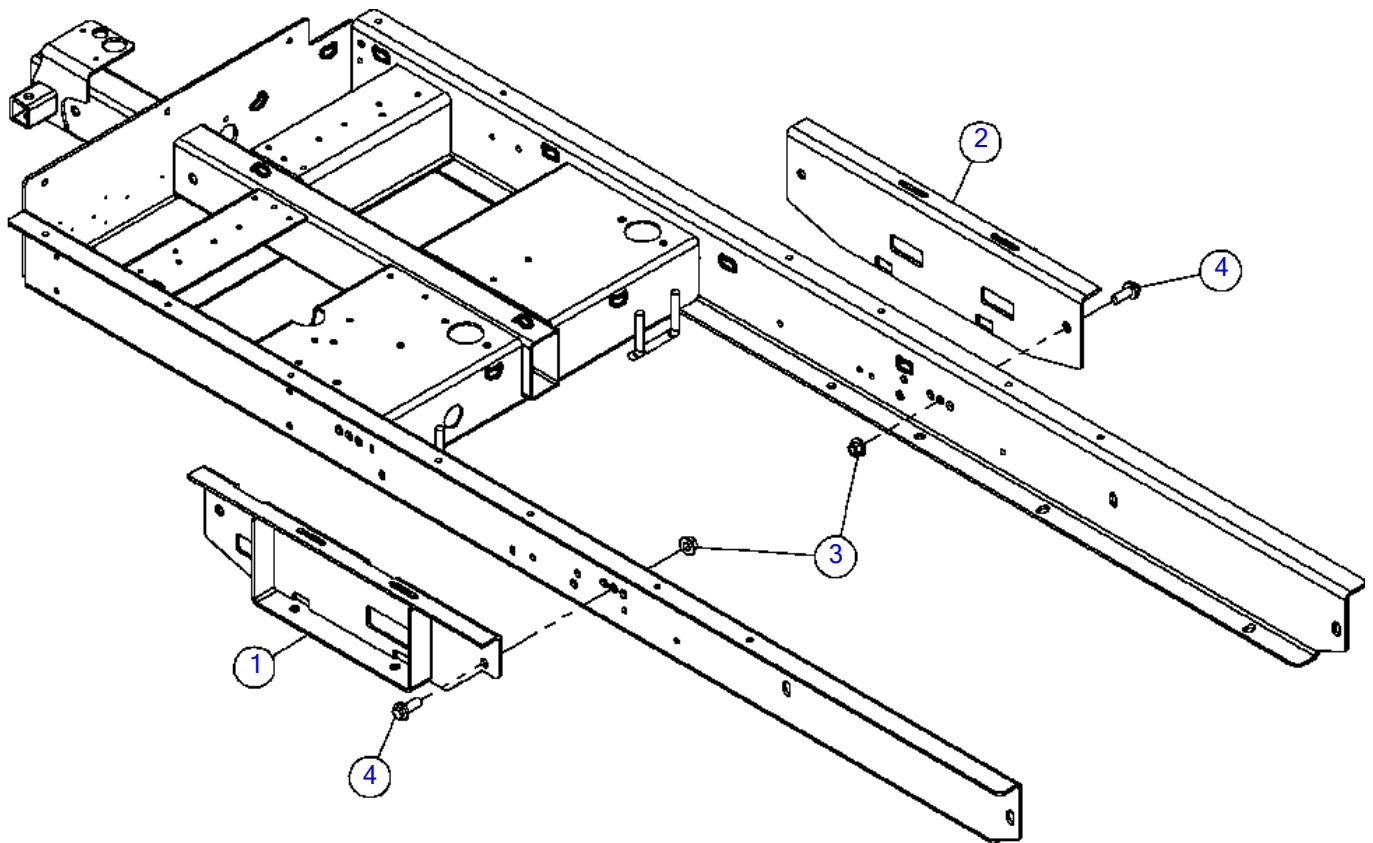
Axle Hydraulic Brakes (SN 18592 -)

Fig 02-03X01R02

REF NO.	PART NO.	DESCRIPTION	QTY.	REMARKS
1	180006501	AXLE-TORSION, HYDRAULIC BRAKES	1	
2	180011791	TIRE/WHEEL ASSY-COMMON ST235/80R16LRE	2	
3	107124001	BRAKE LINE-14 7/16 W/45 DEG.	2	
4	4680001	CLIP-BRAKE HOSE 5188 WTHR-HD REF C02826	3	
5	107623001	TEE-3/16 UNION	1	
6	507085012	NUT-HEXFLNG LOCK, M12-1.75,10.9,YZ,D6927	2	
7	507614050	SCREW-HFS,M16-2.00X50,10.9,ANSI,B18.2.3.9M,FT	4	
8	507085016	NUT-HEXFLNG LOCK, M16-2.00,10.9,YZ,D6927	4	
9	507613030	SCREW-HFS,M12-1.75X30,10.9,YZ,ANSI,B18.2.3.9M,PT	2	
10	103148001	STL.BRAKE LINE 3/16X40 B-340	2	
11	103150001	STL.BRAKE LINE-3/16X60 B-360	1	
12	180014518	BRACKET - HYDRAULIC BRAKE LINE	2	
13	59634001	SINGLE NYTIE - 8"	4	
14	58151001	STRAP-CABLE TIE-T120R-0 15"	2	
15	131334019	NUT-WHEEL	1	
15	(154868001)	WHEEL NUT - 1/2-20	1	
16	163672436	BRAKELINE-7/16" X 22.0" - FSTR/M45	1	
17	7000F916	DECAL-TIRE INFORMATION	1	

Axle Mounts - Euro

Fig 02-03X02



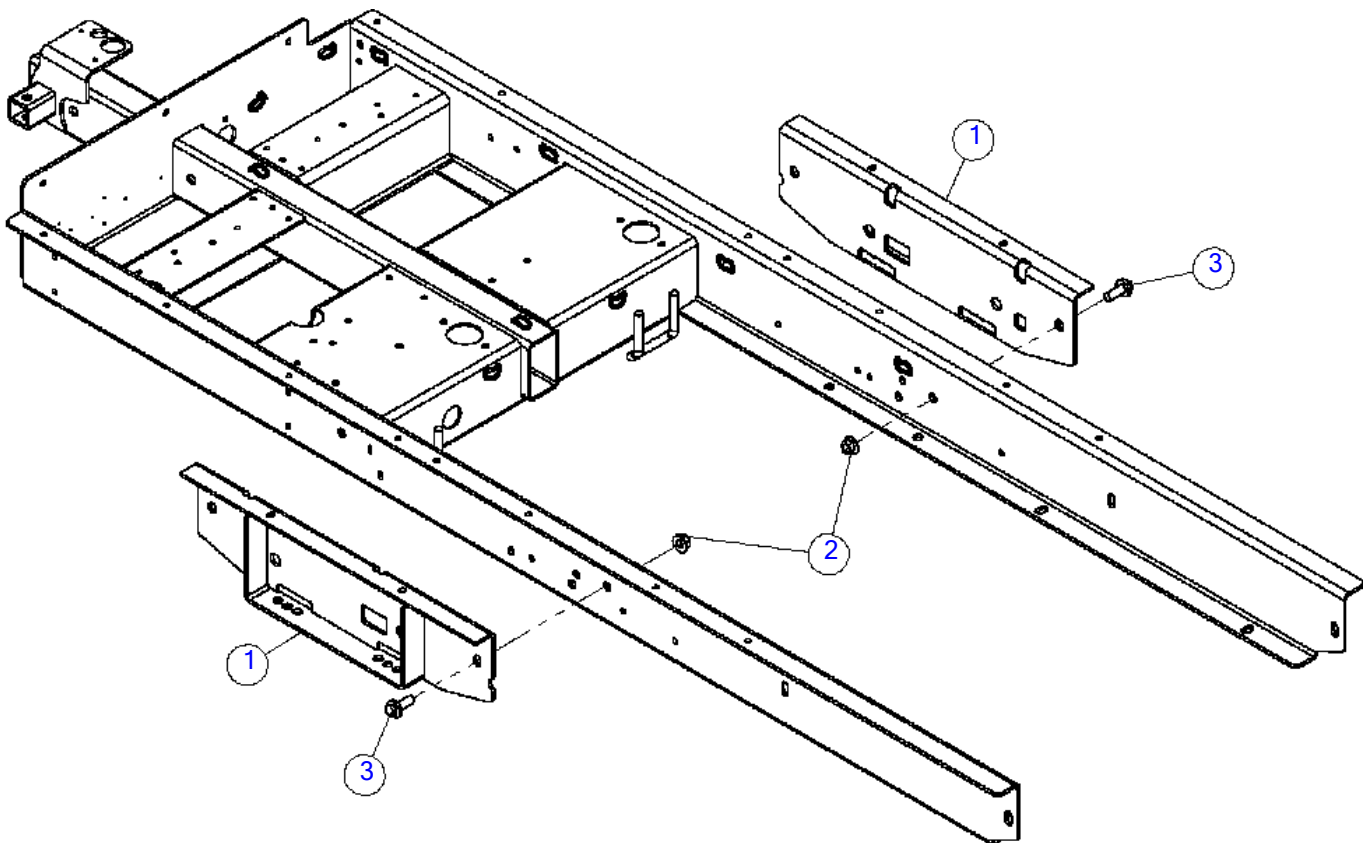
Axle Mounts - Euro

Fig 02-03X02

REF NO.	PART NO.	DESCRIPTION	QTY.	REMARKS
1	163672313	MOUNT-EURO AXLE-LEFT	1	
2	163672369	MOUNT - EURO AXLE - RIGHT	1	
3	507085016	NUT-HEXFLNG LOCK, M16-2.00,10.9,YZ,D6927	4	
4	507614040	SCREW-HFS,M16-2.00X40,10.9,YZ,ANSI,B18.2.3.9M,FT	4	

Axle Mounts - Euro

Fig 02-03X02R01



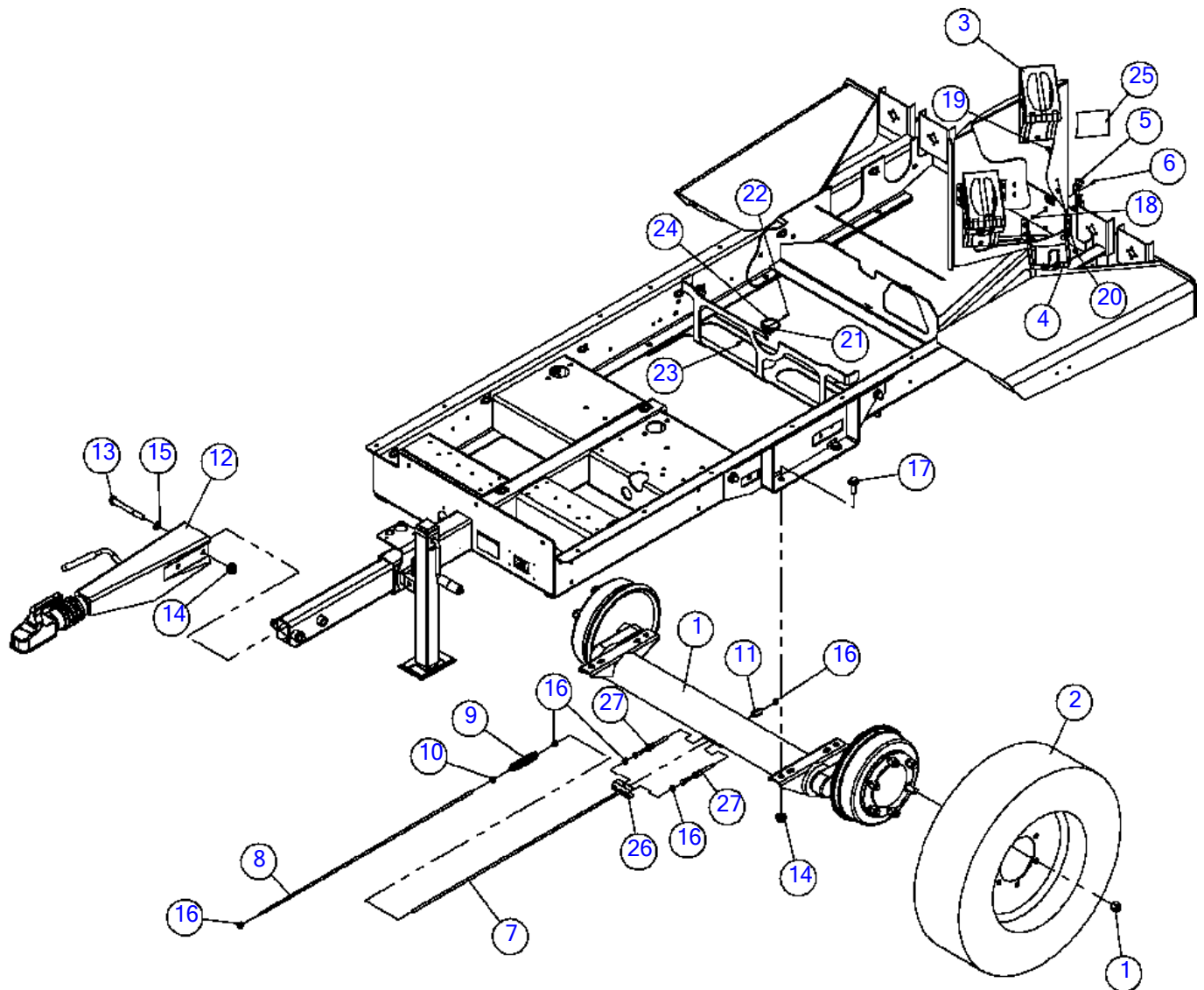
Axle Mounts - Euro

Fig 02-03X02R01

REF NO.	PART NO.	DESCRIPTION	QTY.	REMARKS
1	163672406	MOUNT-EURO AXLE	1	
2	507085016	NUT-HEXFLNG LOCK, M16-2.00,10.9,YZ,D6927	4	
3	507614040	SCREW-HFS,M16-2.00X40,10.9,YZ,ANSI,B18.2.3.9M,FT	4	

Axle - Euro (SN 15079-17275)

Fig 02-03X03



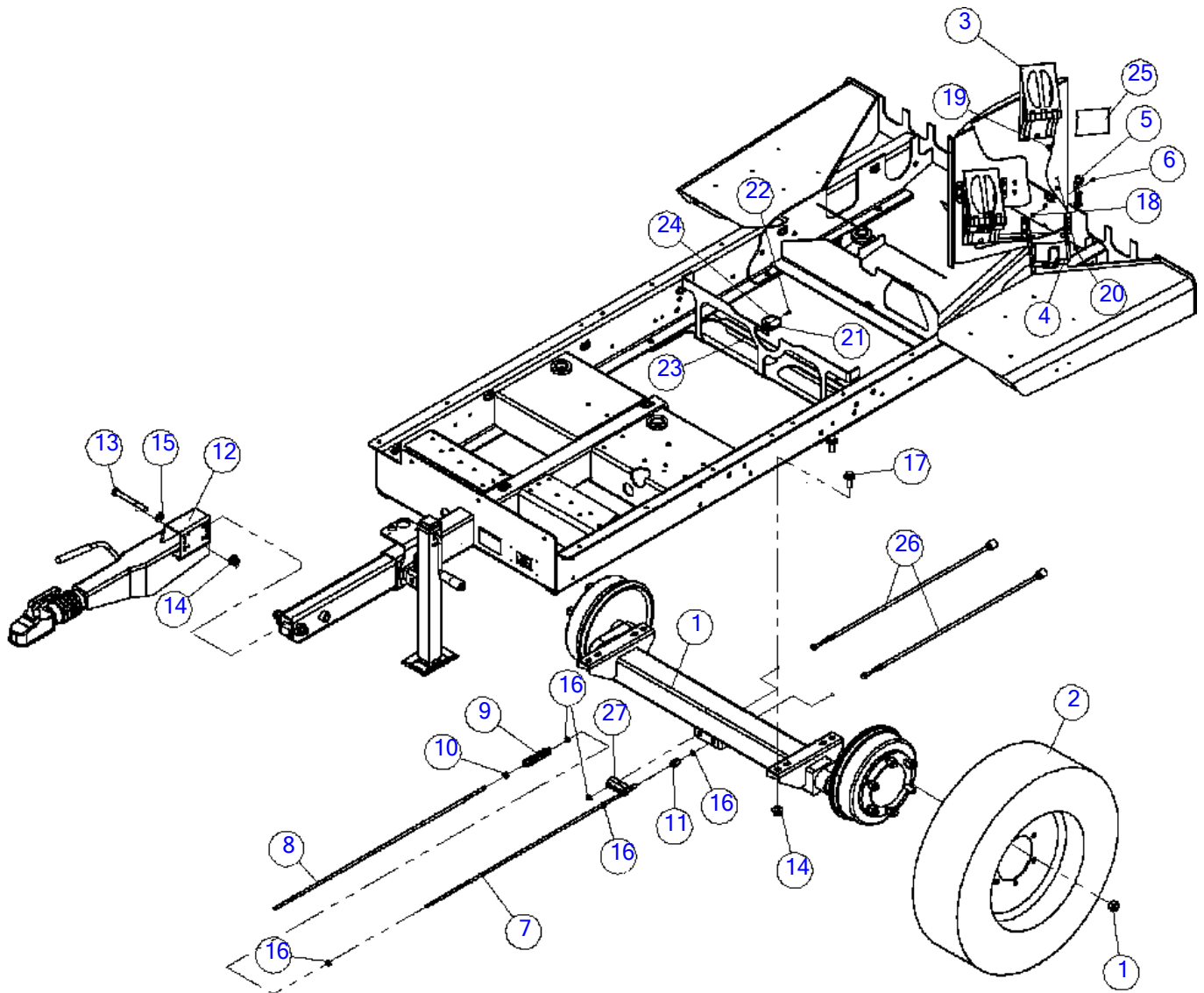
Axle - Euro (SN 15079-17275)

Fig 02-03X03

REF NO.	PART NO.	DESCRIPTION	QTY.	REMARKS
1	180014323	AXLE ASSEMBLY-2500KG	1	
	308007128	HEXAGON FLANGE NUT M18 DIN 74361	12	
2	163640622	WHEEL & TIRE ASSY - 215/75R17.5	2	
3	308000058	WHEEL WEDGE-STEEL-TYPE UK36ST	2	
4	308000059	WHEEL WEDGE HOLDER-STEEL-TYPE HA36ST	2	
5	151993001	LICENSE PLATE BRACKET	2	
6	533004	BOLT-10-24X1/2 RND.HD.SLTMACH	6	
7	126341001	BRAKE ROD,M10 1000MM R THREADED,ZINC	1	
8	126340001	BRAKE ROD, M10 1000MM L&R THREADED,ZINC	1	
9	126342001	BRAKE ROD TURNBUCKLE,R AND L&R THREADED,ZINC	1	
10	61656001	NUT-HEX M10-1.50 CL8 YZ D934	1	
11	151751001	BRAKE ROD END NUT(LONG),M10 ZINC	1	
12	308000086	SURGEBRAKE-KRV30B W. BALL COUPLING	1	
13	508478140	SCREW-HCS,M16-2.00X140,10.9,YZ,ISO4014,PT	2	
14	507085016	NUT-HEXFLNG LOCK, M16-2.00,10.9,YZ,D6927	6	
15	508486016	WASHER - FLAT, HARDENED, M16, YZ, DIN6916	2	
16	506043010	NUT-HEX,NYL,M10 -1.50,YZ,D985	5	
17	507614040	SCREW-HFS,M16-2.00X40,10.9,YZ,ANSI,B18.2.3.9M,FT	4	
18	99042001	NUT - NYLOCK - 10 - 24 - GR2 - CZ	6	
19	373006	1/4"-20X3/4"GD#5CARRIAGE BOLT	8	
20	1809005	NUT-1/4 SM FLGE T.L.	8	
21	2595011	CLAMP-HOSE/CLIP TS7E 3/8"	2	
22	506030020	SCREW-HCS,M5-.80X20,8.8,YZ,D933,FT	2	
23	507085005	NUT-HEXFLNG LOCK,M5-.80,10.9,YZ,D6927	2	
24	59634001	SINGLE NYTIE - 8"	2	
25	130334001	TAPE - .010THK X 4 WIDE HHMW	1	
26	98963001	PLATE-BALANCE	1	
27	308000093	BRAKE CABLE-1660/1400 FOR 300 X 60 SPR.B	2	

Axle - Euro (SN 17276-)

Fig 02-03X03R01



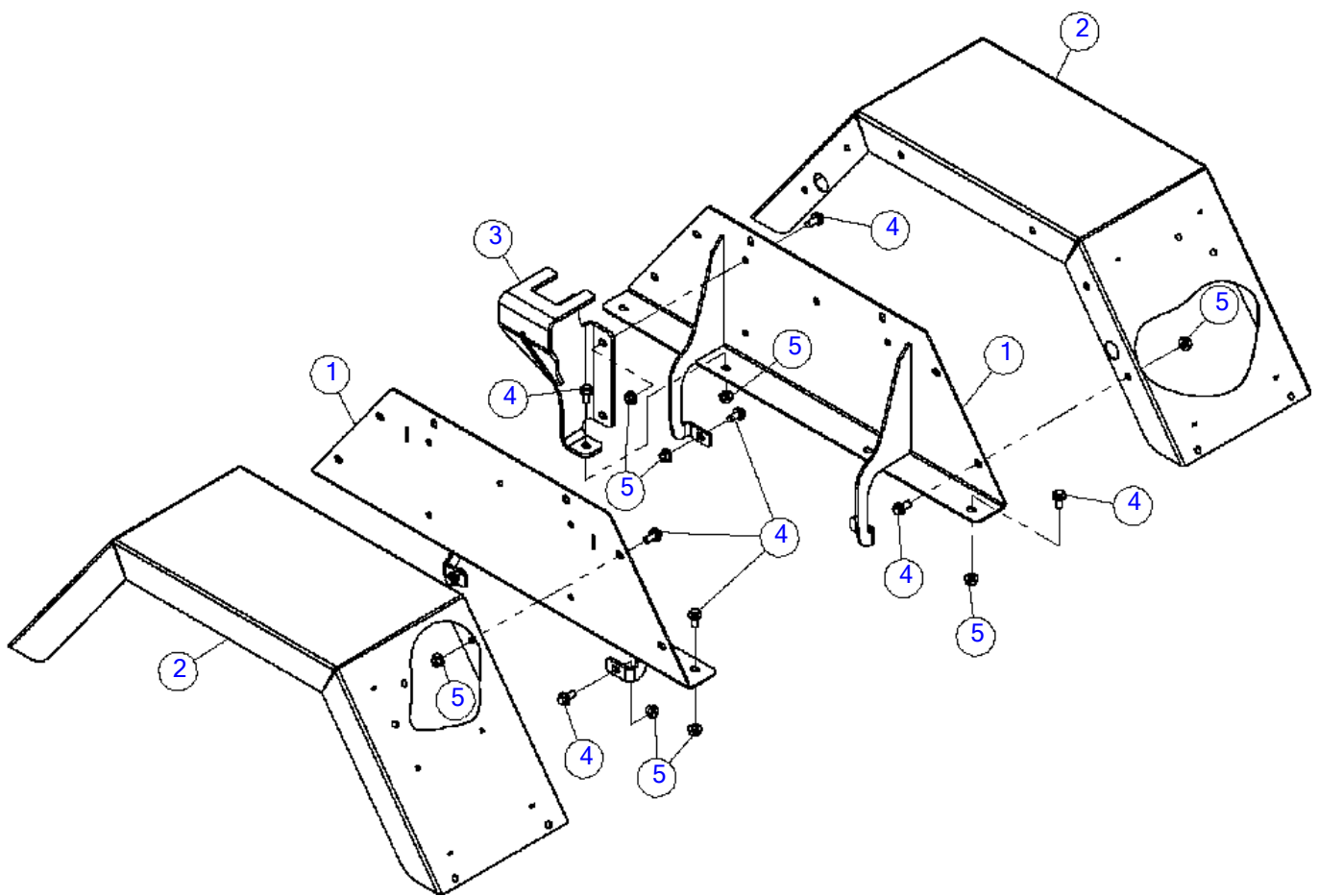
Axle - Euro (SN 17276-)

Fig 02-03X03R01

REF NO.	PART NO.	DESCRIPTION	QTY.	REMARKS
1	180014323	AXLE ASSEMBLY-2500KG	1	
	308007128	HEXAGON FLANGE NUT M18 DIN 74361	12	
2	163640622	WHEEL & TIRE ASSY - 215/75R17.5	2	
3	308000058	WHEEL WEDGE-STEEL-TYPE UK36ST	2	
4	308000059	WHEEL WEDGE HOLDER-STEEL-TYPE HA36ST	2	
5	151993001	LICENSE PLATE BRACKET	2	
6	533004	BOLT-10-24X1/2 RND.HD.SLTMACH	6	
7	126341001	BRAKE ROD,M10 1000MM R THREADED,ZINC	1	
8	126340001	BRAKE ROD, M10 1000MM L&R THREADED,ZINC	1	
9	126342001	BRAKE ROD TURNBUCKLE,R AND L&R THREADED,ZINC	1	
10	61656001	NUT-HEX M10-1.50 CL8 YZ D934	1	
11	151751001	BRAKE ROD END NUT(LONG),M10 ZINC	1	
12	308000086	SURGEBRAKE-KRV30B W. BALL COUPLING	1	
13	508478140	SCREW-HCS,M16-2.00X140,10.9,YZ,ISO4014,PT	2	
14	507085016	NUT-HEXFLNG LOCK, M16-2.00,10.9,YZ,D6927	6	
15	508486016	WASHER - FLAT, HARDENED, M16, YZ, DIN6916	2	
16	61656001	NUT-HEX M10-1.50 CL8 YZ D934	5	
17	507614040	SCREW-HFS,M16-2.00X40,10.9,YZ,ANSI,B18.2.3.9M,FT	4	
18	99042001	NUT - NYLOCK - 10 - 24 - GR2 - CZ	6	
19	373006	1/4"-20X3/4"GD#5CARRIAGE BOLT	8	
20	1809005	NUT-1/4 SM FLGE T.L.	8	
21	2595011	CLAMP-HOSE/CLIP TS7E 3/8"	2	
22	506030020	SCREW-HCS,M5-.80X20,8.8,YZ,D933,FT	2	
23	507085005	NUT-HEXFLNG LOCK,M5-.80,10.9,YZ,D6927	2	
24	59634001	SINGLE NYTIE - 8"	2	
25	130334001	TAPE - .010THK X 4 WIDE HHMW	1	
26	163674221	SURGE BRAKE CABLE	2	
27	98963001	PLATE-BALANCE	1	

Fenders

Fig 02-04

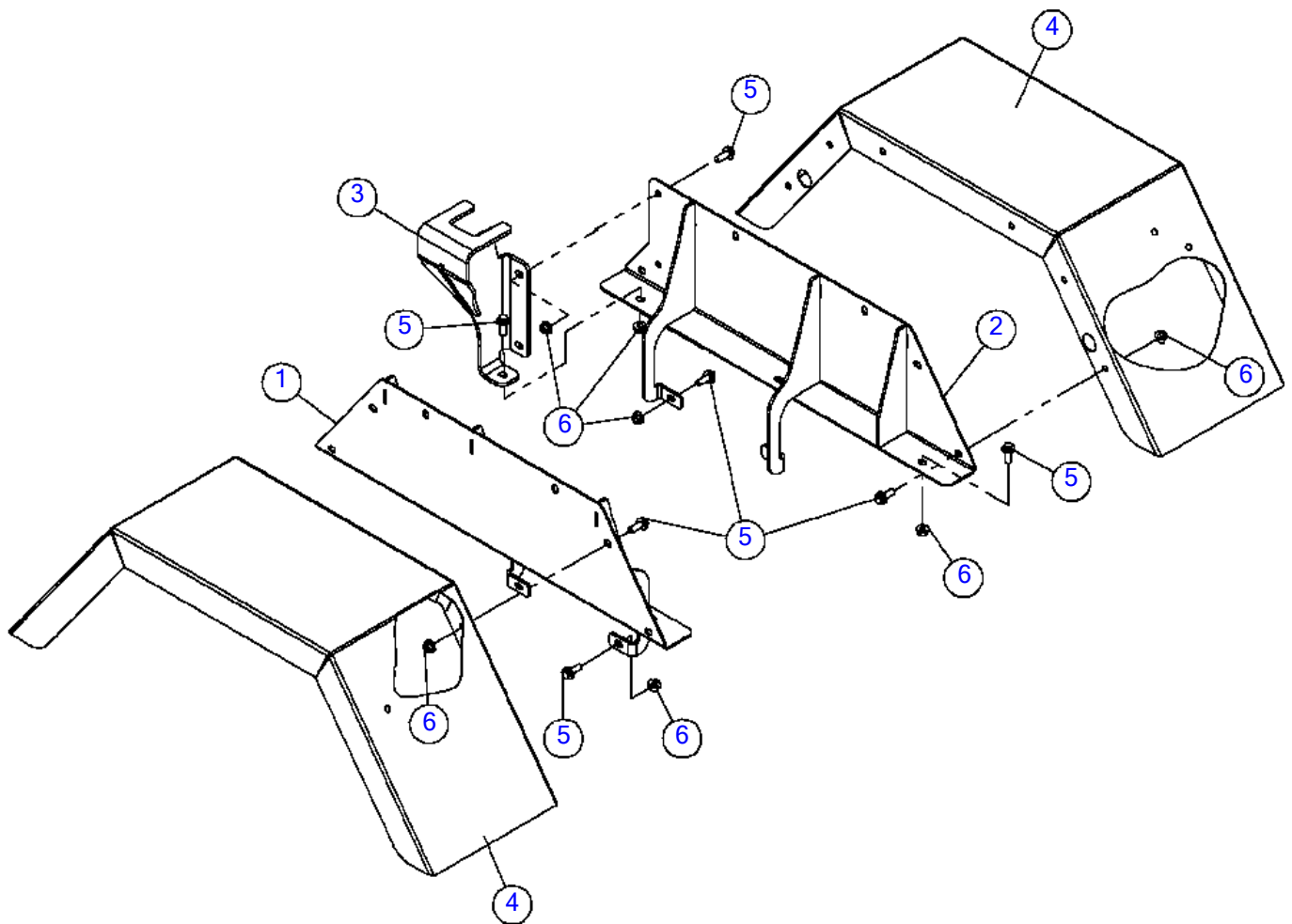


Fenders
Fig 02-04

REF NO.	PART NO.	DESCRIPTION	QTY.	REMARKS
1	163672115	BASE MOUNT- FENDER	2	
2	163672210	SKIN-FENDER	2	
3	163672110	FEED ROLLER JACK STAND	1	
4	507612025	*SCREW-HFS,M10-1.50X25,10.9,YZ,ANSI,B18.2.3.9M,FT	26	
5	507085010	NUT-HEXFLNG LOCK, M10-1.50,10.9,YZ,D6927	26	

Fenders - Euro

Fig 02-04X01



Fenders - Euro

Fig 02-04X01

REF NO.	PART NO.	DESCRIPTION	QTY.	REMARKS
1	163672386	RIGHT BASE - EURO FENDER	1	
2	163672384	LEFT BASE - EURO FENDER	1	
3	163672110	FEED ROLLER JACK STAND	1	
4	163672210	SKIN-FENDER	2	
5	507612025	SCREW-HFS,M10-1.50X25,10.9,YZ,ANSI,B18.2.3.9M,FT	24	
6	507085010	NUT-HEXFLNG LOCK, M10-1.50,10.9,YZ,D6927	24	

Fenders - Euro

Fig 02-04X01R01

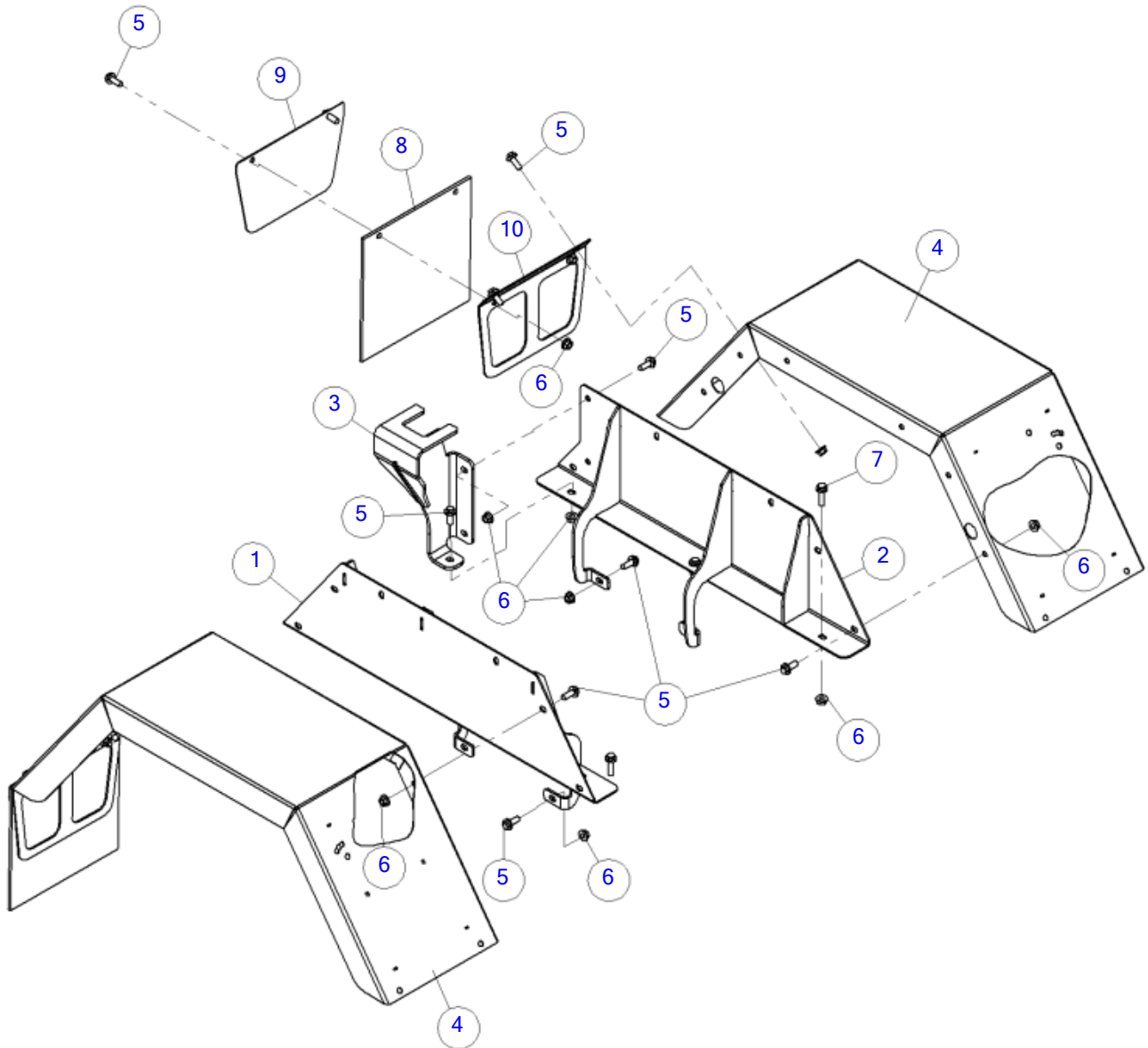


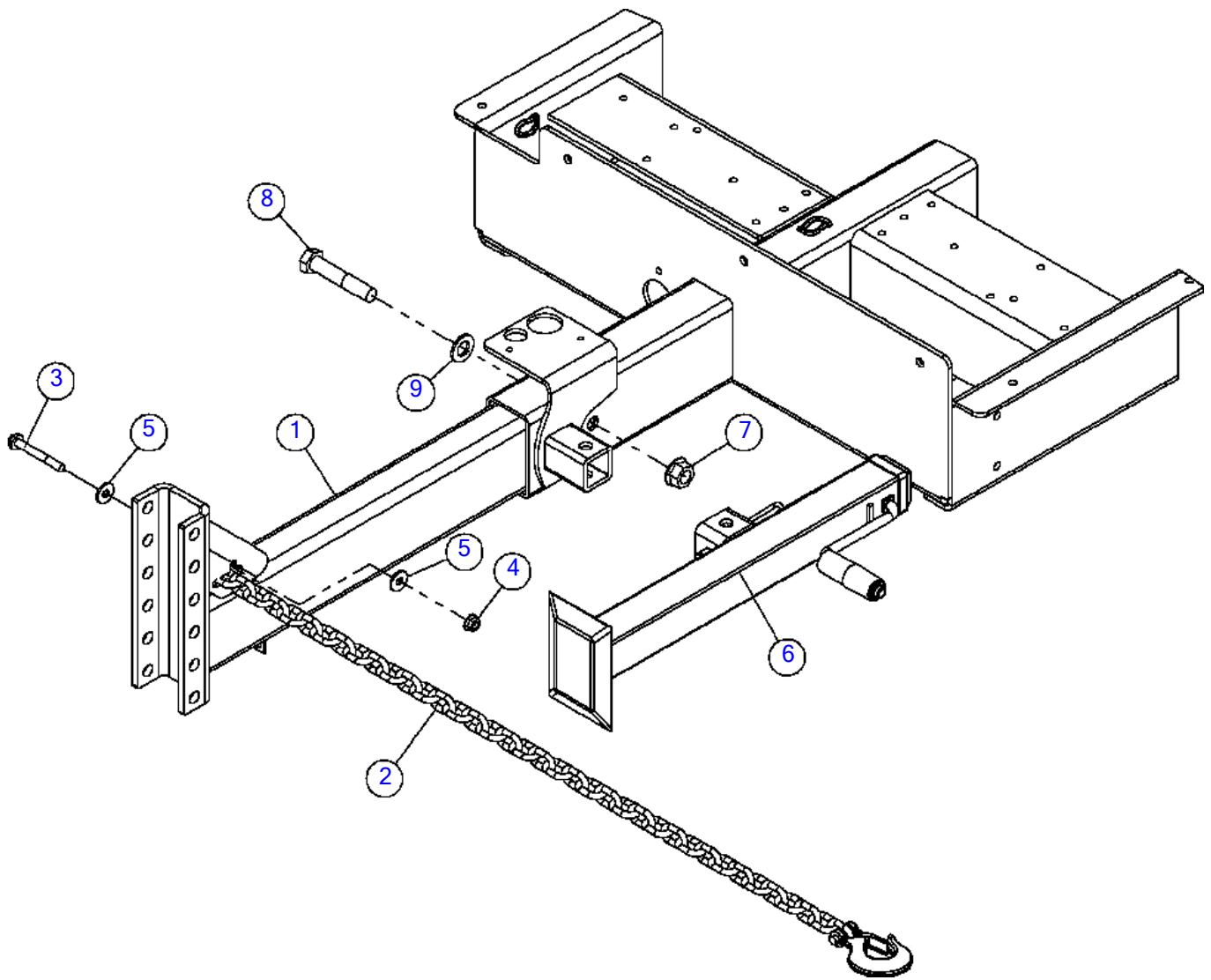
ILLUSTRATION NO: 163672291 Do Not Order

Fenders - Euro

Fig 02-04X01R01

REF NO.	PART NO.	DESCRIPTION	QTY.	REMARKS
1	163672386	RIGHT BASE - EURO FENDER	1	
2	163672384	LEFT BASE - EURO FENDER	1	
3	163672110	FEED ROLLER JACK STAND	1	
4	163672210	SKIN-FENDER	2	
5	507612025	SCREW-HFS,M10-1.50X25,10.9,YZ,ANSI,B18.2.3.9M,FT	28	
6	507085010	NUT-HEXFLNG LOCK, M10-1.50,10.9,YZ,D6927	32	
7	507612035	SCREW-HFS,M10-1.50X35,10.9,YZ,ANSI,B18.2.3.9M,FT	4	
8	163685092	MUD FLAP	2	
9	163685110	PLATE - MUD FLAP	2	
10	163685093	MOUNT - MUD FLAP	2	

Tongue
Fig 02-05

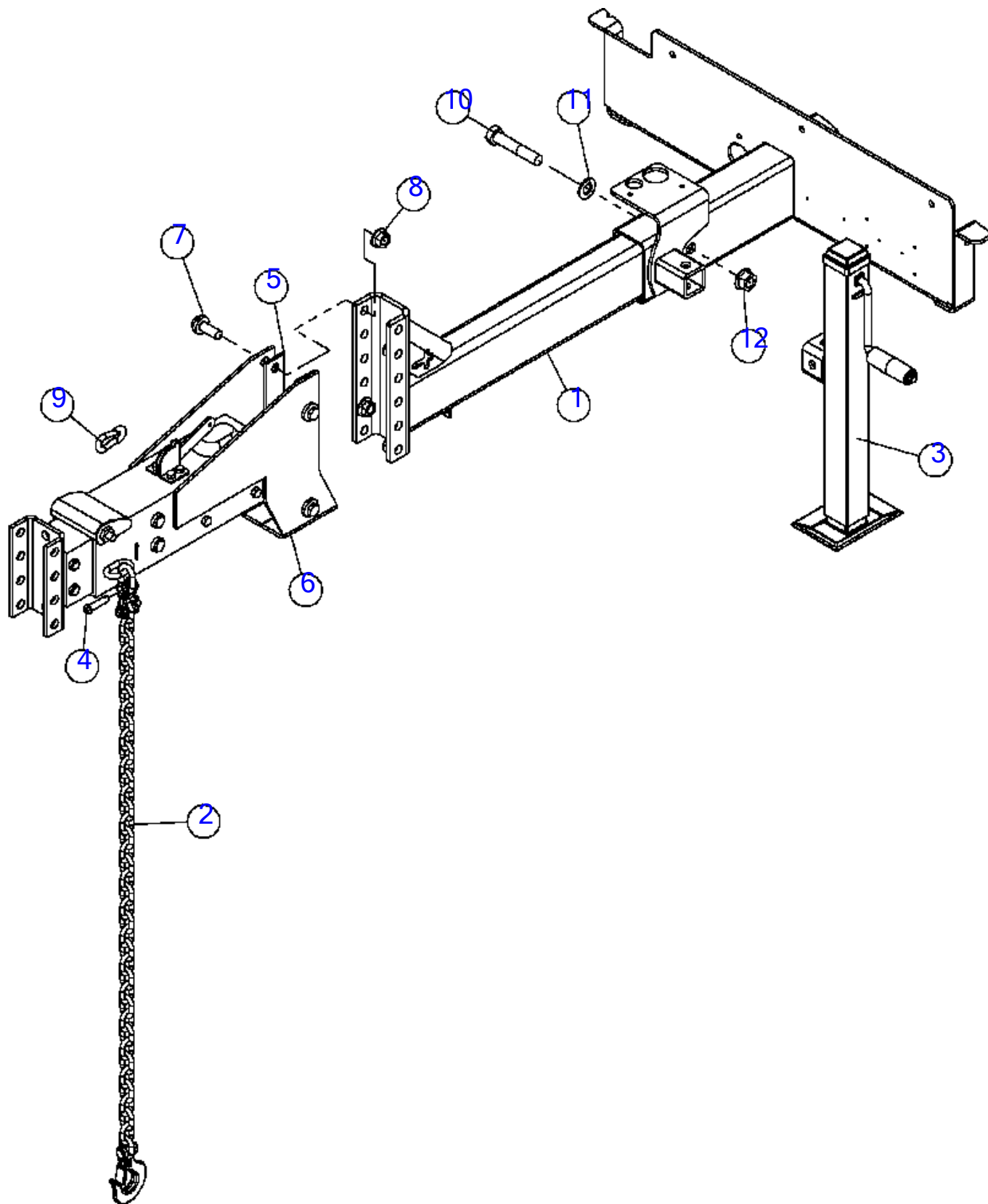


Tongue
Fig 02-05

REF NO.	PART NO.	DESCRIPTION	QTY.	REMARKS
1	180013502	TONGUE - INNER	1	
2	180008820	CHAIN-5/16 SAFETY W/ CLEVIS HOOK	2	
	180006521	CLEVIS SLIP HOOK 5/16 GR 43," HIGH TEST"	2	
3	507612080	SCREW-HFS,M10-1.50X80,10.9,YZ,ANSI,B18.2.3.9M,PT	1	
4	507085010	NUT-HEXFLNG LOCK, M10-1.50,10.9,YZ,D6927	1	
5	508485010	WASHER - FLAT, HARDENED, M10, YZ, JDS130	2	
6	180012313	JACK-5000# SIDEWIND	1	
	146684003	PIN & CHAIN ASSY-5/8	1	
7	510352511	NUT-SMFLGTL-.75-10-G-YZ	2	
8	238881001	BOLT-3/4-10 X 4 HHCS GR8 ZY	2	
9	295016001	WASHER-FLAT SAE-.75-.81X1.50-14-YZ	2	

Tongue Hydraulic Brakes(SN 15079-17300-)

Fig 02-05X01



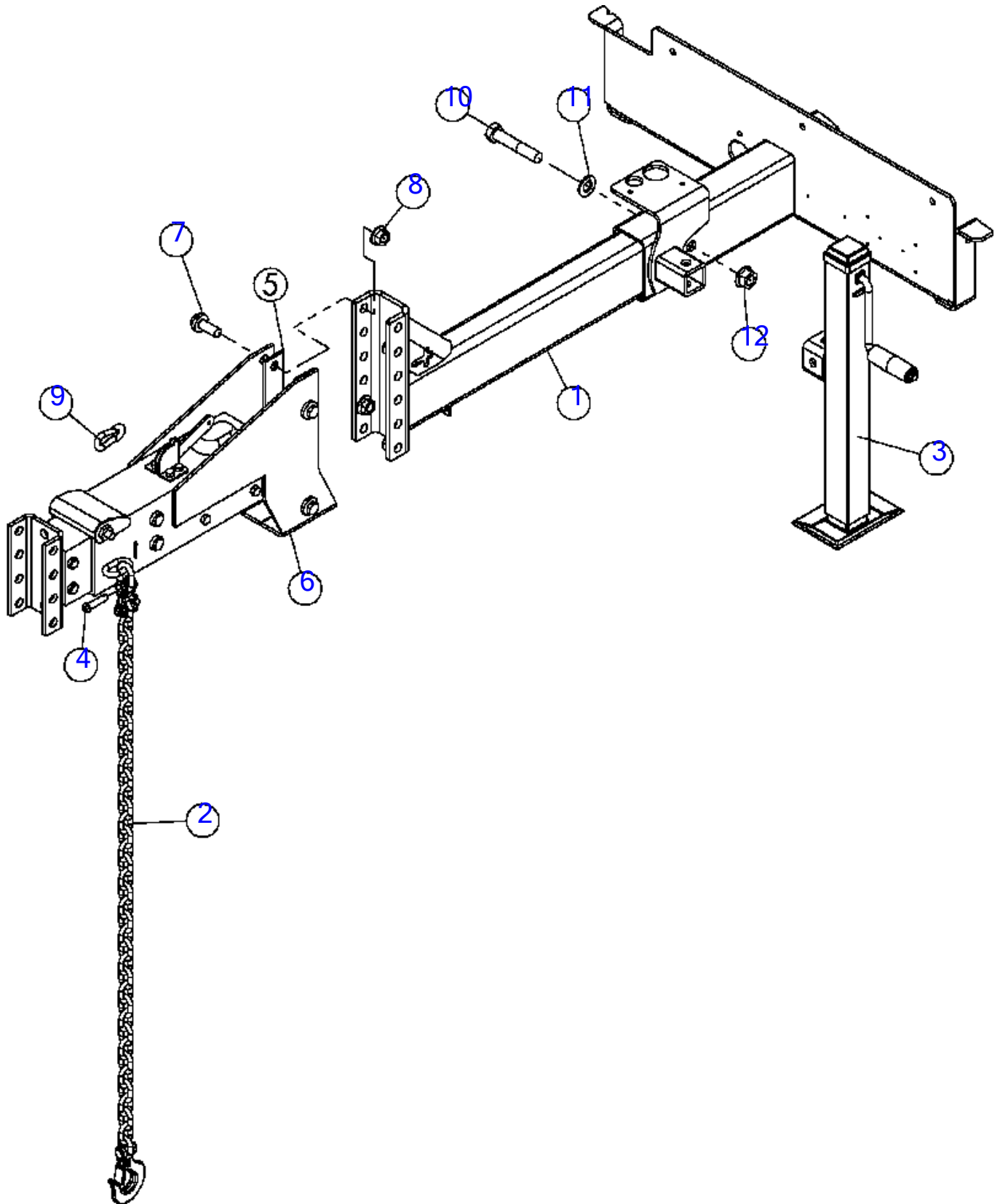
Tongue Hydraulic Brakes(SN 15079-17300-)

Fig 02-05X01

REF NO.	PART NO.	DESCRIPTION	QTY.	REMARKS
1	180013502	TONGUE - INNER	1	
2	180008820	CHAIN-5/16 SAFETY W/ CLEVIS HOOK	2	
3	180012313	JACK-5000# SIDEWIND	1	
4	101523001	CONNECTING LINK-DBL.CLEVIS 3/8	2	
5	151728001	SPACER - SURGE BRAKE	2	
6	163630209	WELD-ACTUATOR ASSEMBLY	1	
7	507614040	SCREW-HFS,M16-2.00X40,10.9,YZ,ANSI,B18.2.3.9M,FT	4	
8	507085016	NUT-HEXFLNG LOCK, M16-2.00,10.9,YZ,D6927	4	
9	130589001	CHAIN SNAP-3/8 ZINC PLATED#245	1	
10	238881001	BOLT-3/4-10 X 4 HHCS GR8 ZY	2	
11	295016001	WASHER-FLAT SAE-.75-.81X1.50-14-YZ	2	
12	510352511	NUT-SMFLGTL-.75-10-G-YZ	2	

Tongue Hydraulic Brakes(SN 17301-)

Fig 02-05X01R01



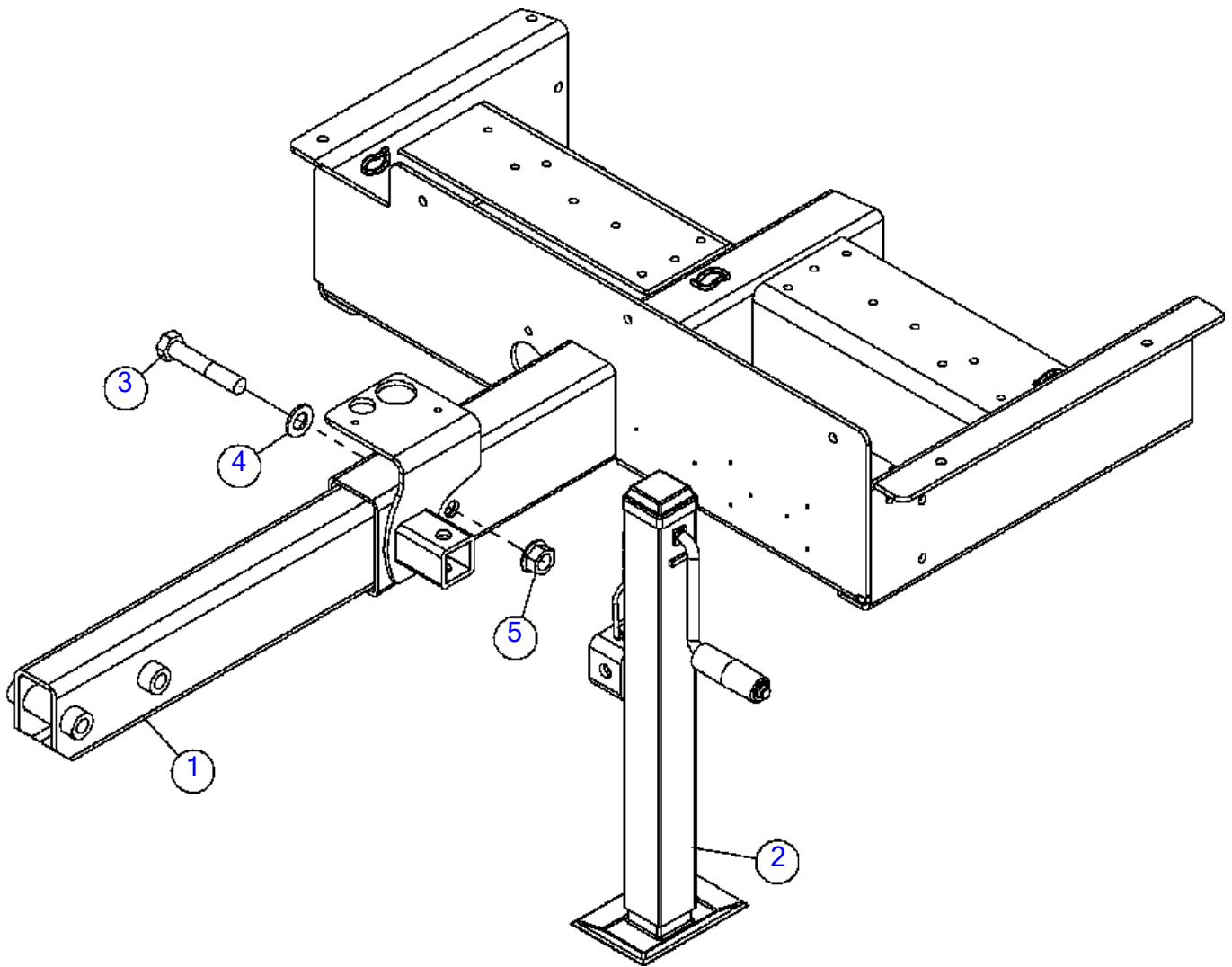
Tongue Hydraulic Brakes(SN 17301-)

Fig 02-05X01R01

REF NO.	PART NO.	DESCRIPTION	QTY.	REMARKS
1	163672437	*TONGUE-HYDRAULIC BRAKE	1	
2	180008820	CHAIN-5/16 SAFETY W/ CLEVIS HOOK	2	
3	180012313	JACK-5000# SIDEWIND	1	
4	101523001	CONNECTING LINK-DBL.CLEVIS 3/8	2	
5	151728001	SPACER - SURGE BRAKE	2	
6	163630209	WELD-ACTUATOR ASSEMBLY	1	
7	507614040	SCREW-HFS,M16-2.00X40,10.9,YZ,ANSI,B18.2.3.9M,FT	4	
8	507085016	NUT-HEXFLNG LOCK, M16-2.00,10.9,YZ,D6927	4	
9	130589001	CHAIN SNAP-3/8 ZINC PLATED#245	1	
10	238881001	BOLT-3/4-10 X 4 HHCS GR8 ZY	2	
11	295016001	WASHER-FLAT SAE-.75-.81X1.50-14-YZ	2	
12	510352511	NUT-SMFLGTL-.75-10-G-YZ	2	

Tongue - Euro

Fig 02-05X02

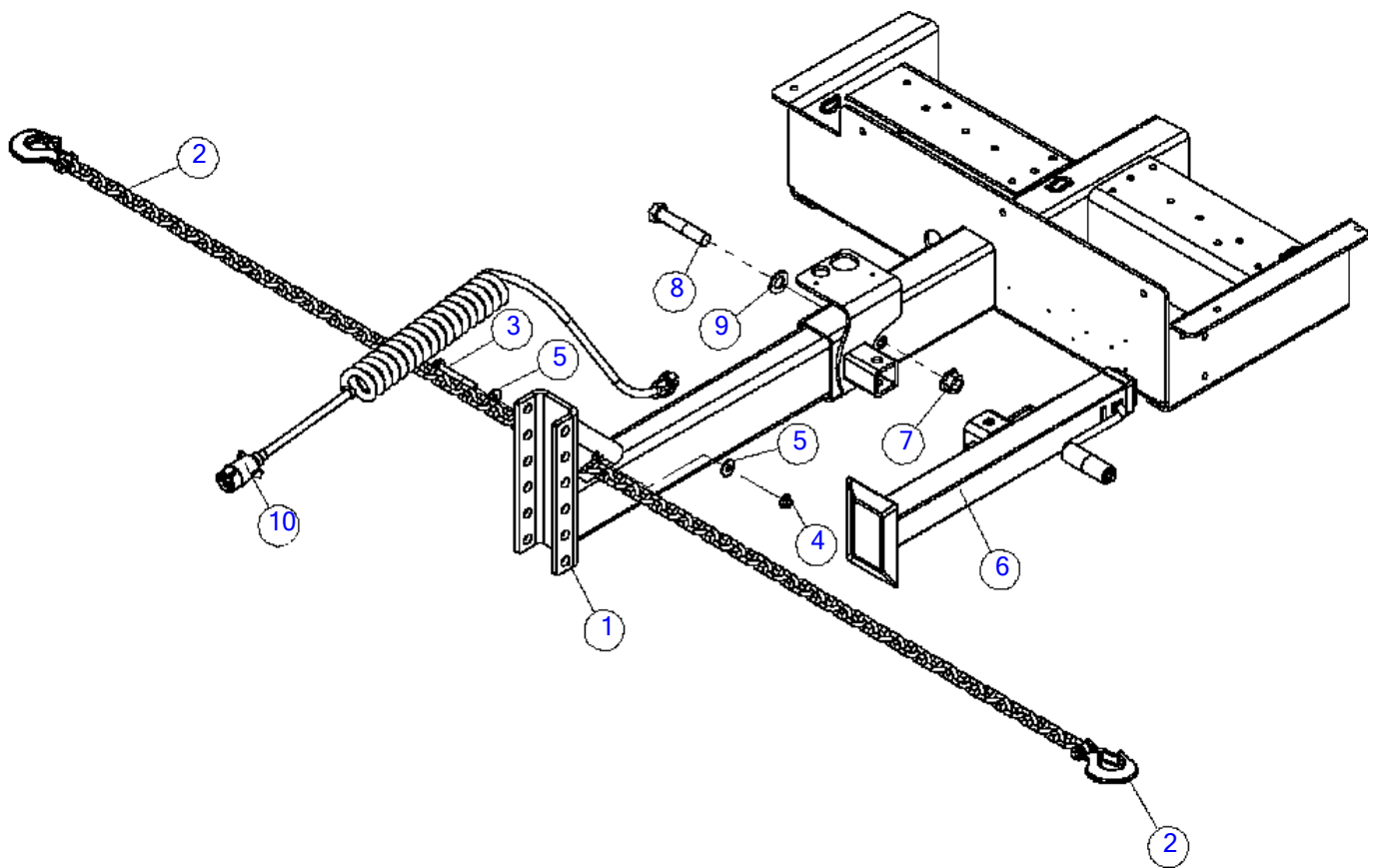


Tongue - Euro
Fig 02-05X02

REF NO.	PART NO.	DESCRIPTION	QTY.	REMARKS
1	163672319	TONGUE WELDMENT-EUROPEAN	1	
2	180012313	JACK-5000# SIDEWIND	1	
	146684003	PIN & CHAIN ASSY-5/8	1	
3	238881001	BOLT-3/4-10 X 4 HHCS GR8 ZY	2	
4	295016001	WASHER-FLAT SAE-.75-.81X1.50-14-YZ	2	
5	510352511	NUT-SMFLGTL-.75-10-G-YZ	2	

Tongue - Aus

Fig 02-05X03

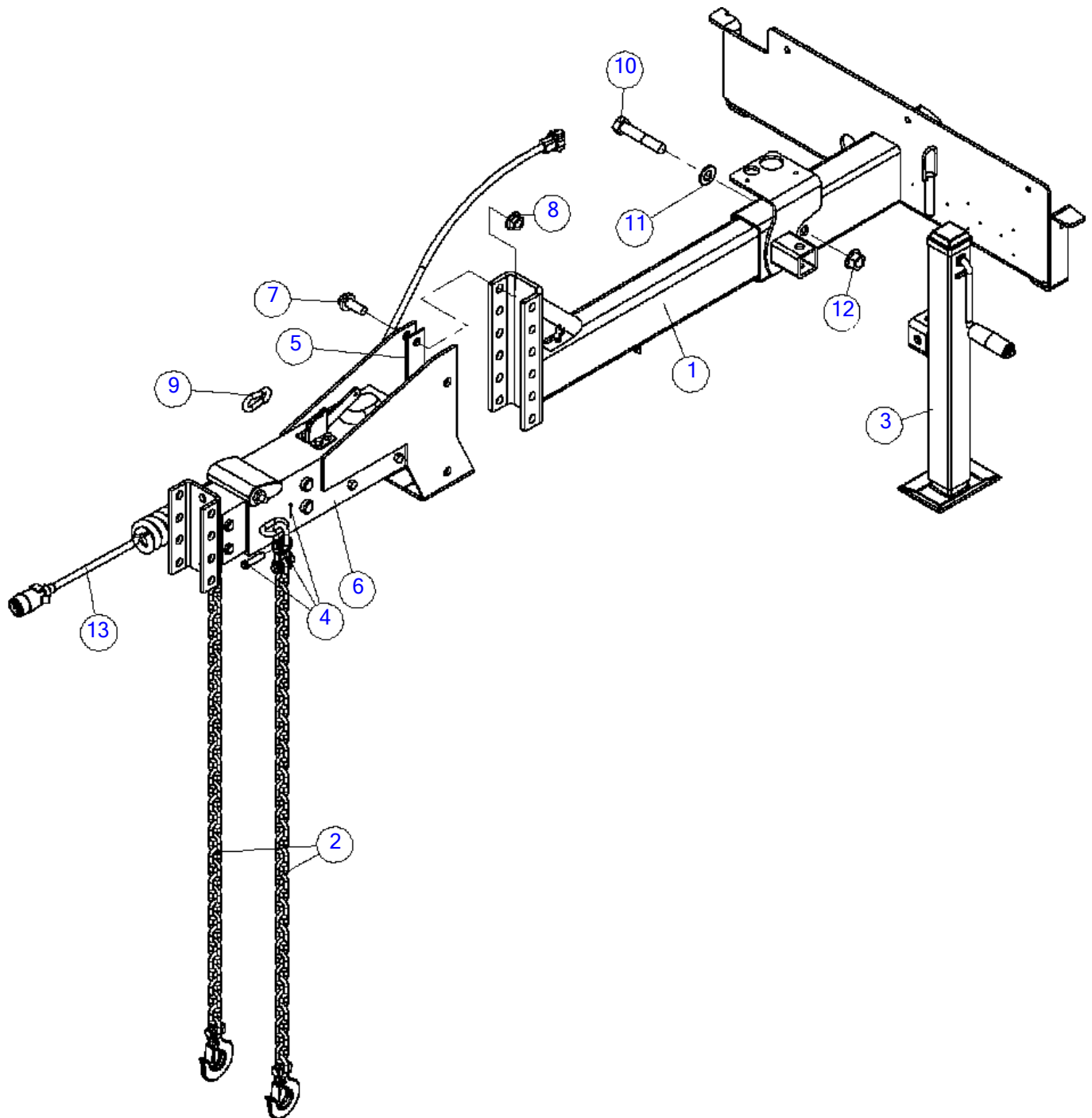


Tongue - Aus
Fig 02-05X03

REF NO.	PART NO.	DESCRIPTION	QTY.	REMARKS
1	180013502	TONGUE - INNER	1	
2	180008820	CHAIN-5/16 SAFETY W/ CLEVIS HOOK	2	
3	507612080	SCREW-HFS,M10-1.50X80,10.9,YZ,ANSI,B18.2.3.9M,PT	1	
4	507085010	NUT-HEXFLNG LOCK, M10-1.50,10.9,YZ,D6927	1	
5	508485010	WASHER - FLAT, HARDENED, M10, YZ, JDS130	2	
6	180012313	JACK-5000# SIDEWIND	1	
7	510352511	NUT-SMFLGTL-.75-10-G-YZ	2	
8	238881001	BOLT-3/4-10 X 4 HHCS GR8 ZY	2	
9	295016001	WASHER-FLAT SAE-.75-.81X1.50-14-YZ	2	
10	156716001	HARNES - AUSTRALIAN TRAILER PLUG	1	

Tongue - Hydraulic Brakes Aus (SN 17301-)

Fig 02-05X04

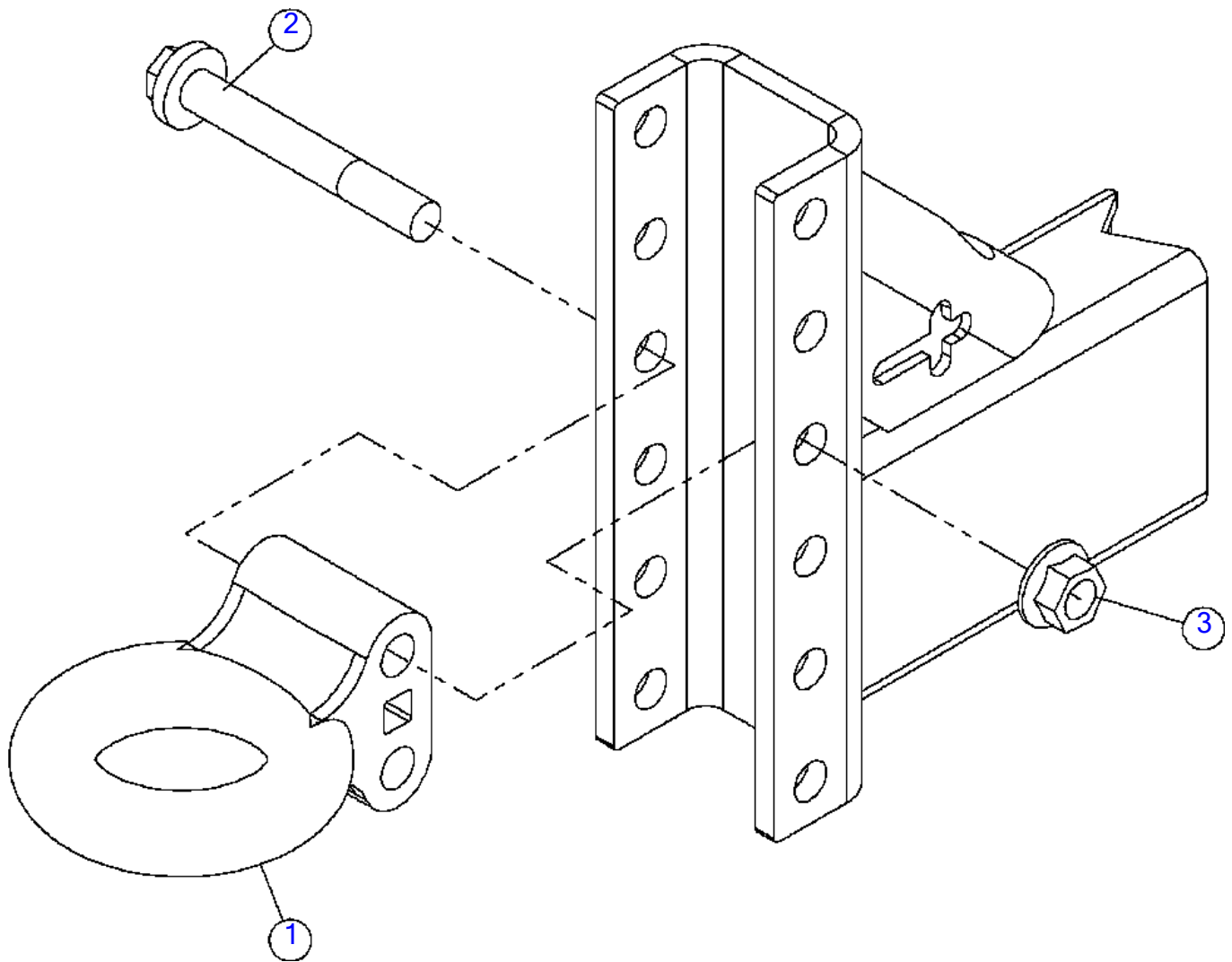


Tongue - Hydraulic Brakes Aus (SN 17301-)

Fig 02-05X04

REF NO.	PART NO.	DESCRIPTION	QTY.	REMARKS
1	163672437	TONGUE-HYDRAULIC BRAKE	1	
2	180008820	CHAIN-5/16 SAFETY W/ CLEVIS HOOK	2	
3	180012313	JACK-5000# SIDEWIND	1	
4	101523001	CONNECTING LINK-DBL.CLEVIS 3/8	2	
5	151728001	SPACER - SURGE BRAKE	1	
6	163630209	WELD-ACTUATOR ASSEMBLY	1	
7	507614040	SCREW-HFS,M16-2.00X40,10.9,YZ,ANSI,B18.2.3.9M,FT	4	
8	507085016	NUT-HEXFLNG LOCK, M16-2.00,10.9,YZ,D6927	4	
9	130589001	CHAIN SNAP-3/8 ZINC PLATED#245	1	
10	238881001	BOLT-3/4-10 X 4 HHCS GR8 ZY	2	
11	295016001	WASHER-FLAT SAE-.75-.81X1.50-14-YZ	2	
12	510352511	NUT-SMFLGTL-.75-10-G-YZ	2	
13	163697050	HARNESS-AUST.TRAILER PLUG W/HYD. BRAKE	1	

Pintle Hitch
Fig 02-06

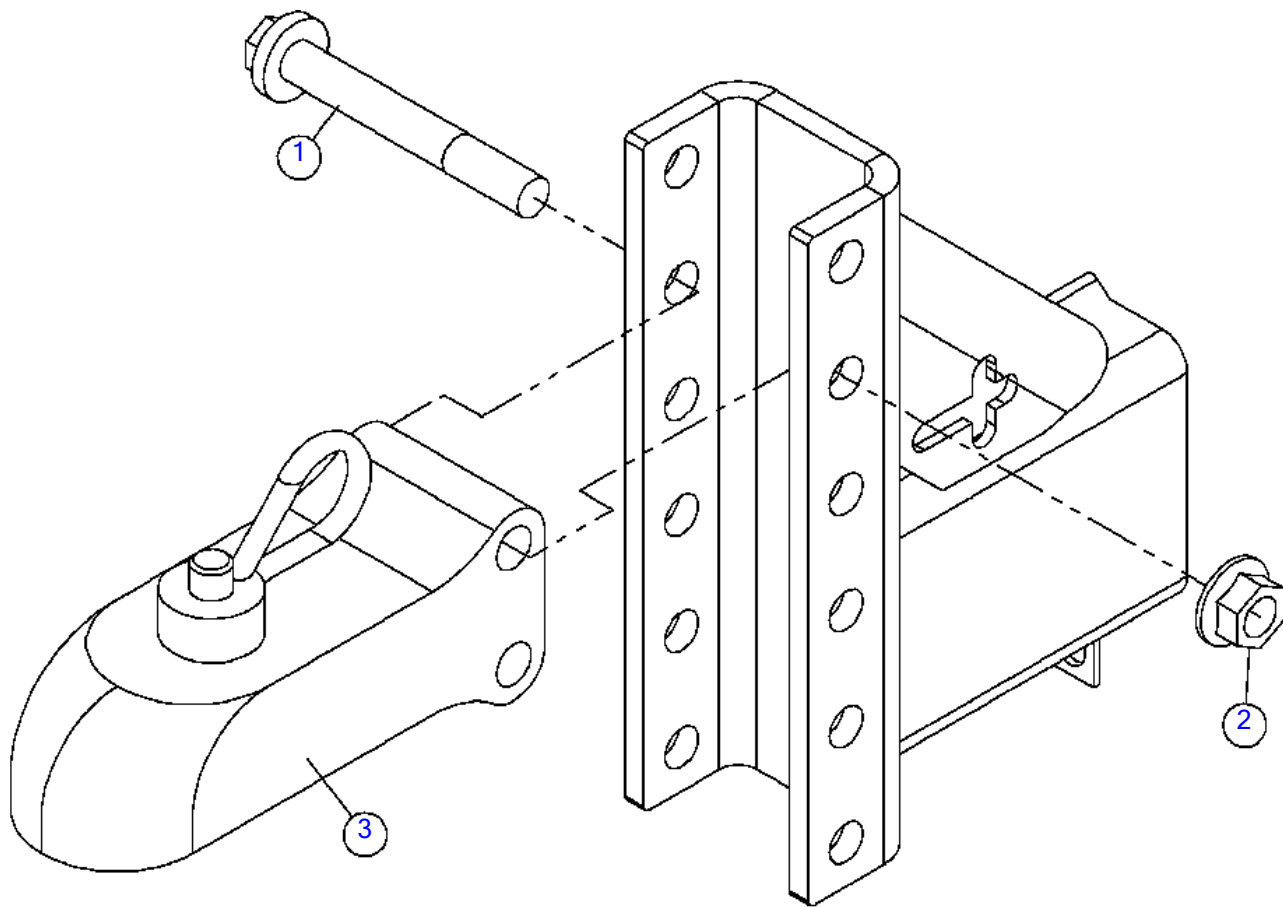


Pintle Hitch
Fig 02-06

REF NO.	PART NO.	DESCRIPTION	QTY.	REMARKS
1	117908001	HITCH-PINTLE RING 2.5 ID	1	
2	507614120	SCREW-HFS,M16-2.00X120,10.9,YZ,ANSI,B18.2.3.9M,PT	2	
3	507085016	NUT-HEXFLNG LOCK, M16-2.00,10.9,YZ,D6927	2	

2" Ball Hitch

Fig 02-07

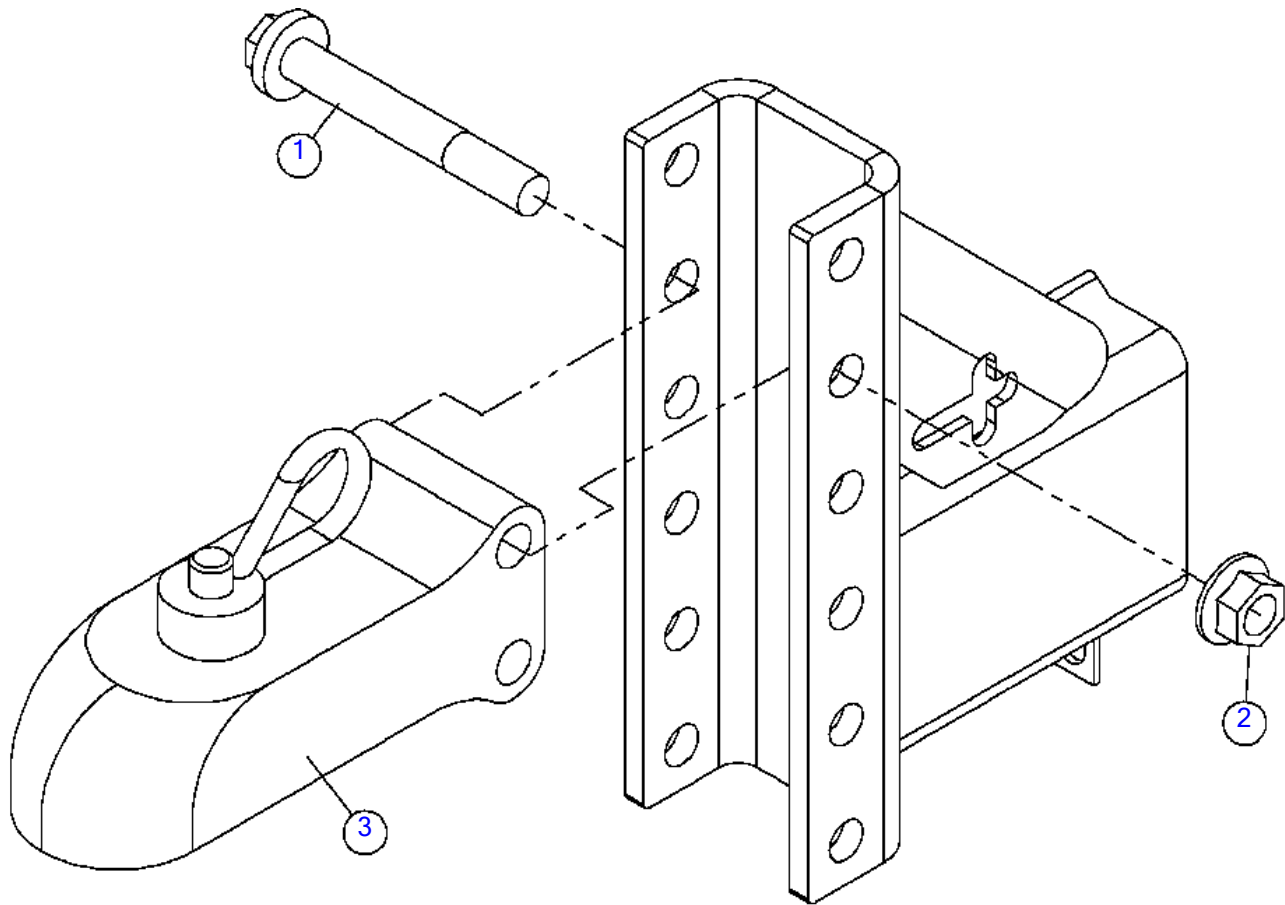


2" Ball Hitch
Fig 02-07

REF NO.	PART NO.	DESCRIPTION	QTY.	REMARKS
1	507614120	SCREW-HFS,M16-2.00X120,10.9,YZ,ANSI,B18.2.3.9M,PT	2	
2	507085016	NUT-HEXFLNG LOCK, M16-2.00,10.9,YZ,D6927	2	
3	120015001	*HITCH-1 7/8-2" BALL COUPLER	1	Corrected part number

2" Ball Hitch

Fig 02-07R01



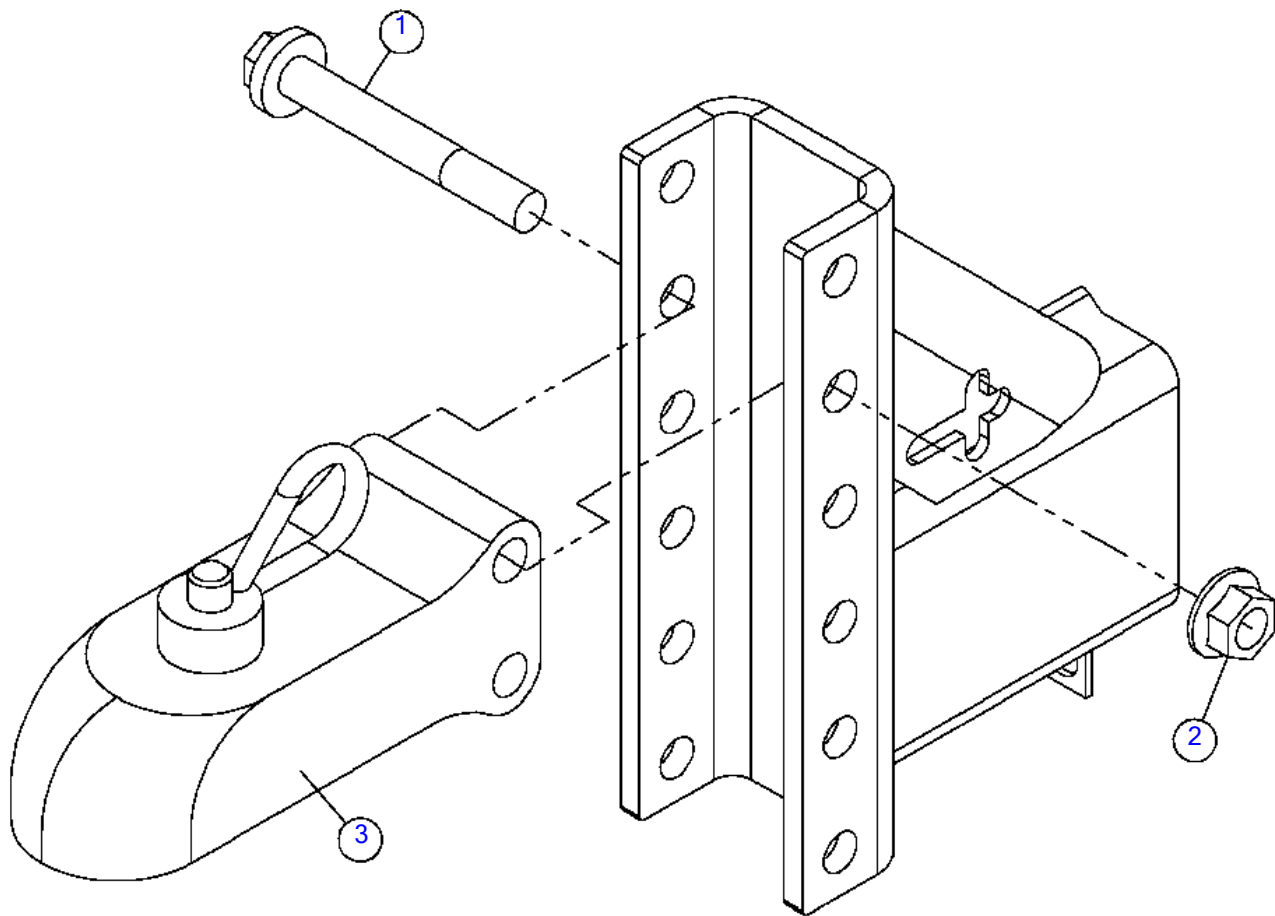
2" Ball Hitch

Fig 02-07R01

REF NO.	PART NO.	DESCRIPTION	QTY.	REMARKS
1	507614120	SCREW-HFS,M16-2.00X120,10.9,YZ,ANSI,B18.2.3.9M,PT	2	
2	507085016	NUT-HEXFLNG LOCK, M16-2.00,10.9,YZ,D6927	2	
3	120015001	*HITCH-1 7/8-2" BALL COUPLER	1	

2 5/16" Ball Hitch

Fig 02-08

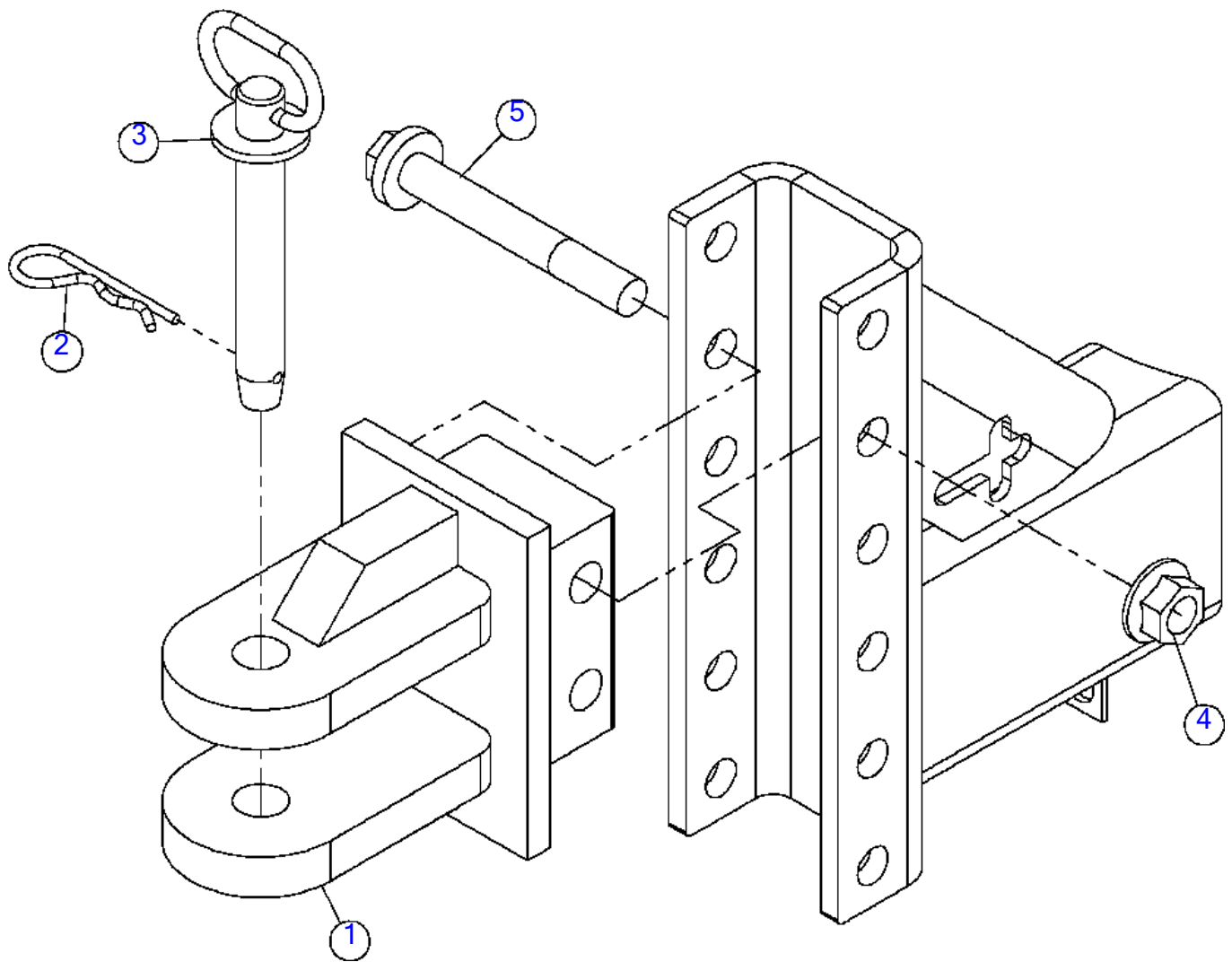


2 5/16" Ball Hitch

Fig 02-08

REF NO.	PART NO.	DESCRIPTION	QTY.	REMARKS
1	507614120	SCREW-HFS,M16-2.00X120,10.9,YZ,ANSI,B18.2.3.9M,PT	2	
2	507085016	NUT-HEXFLNG LOCK, M16-2.00,10.9,YZ,D6927	2	
3	122478001	HITCH-2 5/16 BALL COUPLER	1	

Pin Hitch
Fig 02-09

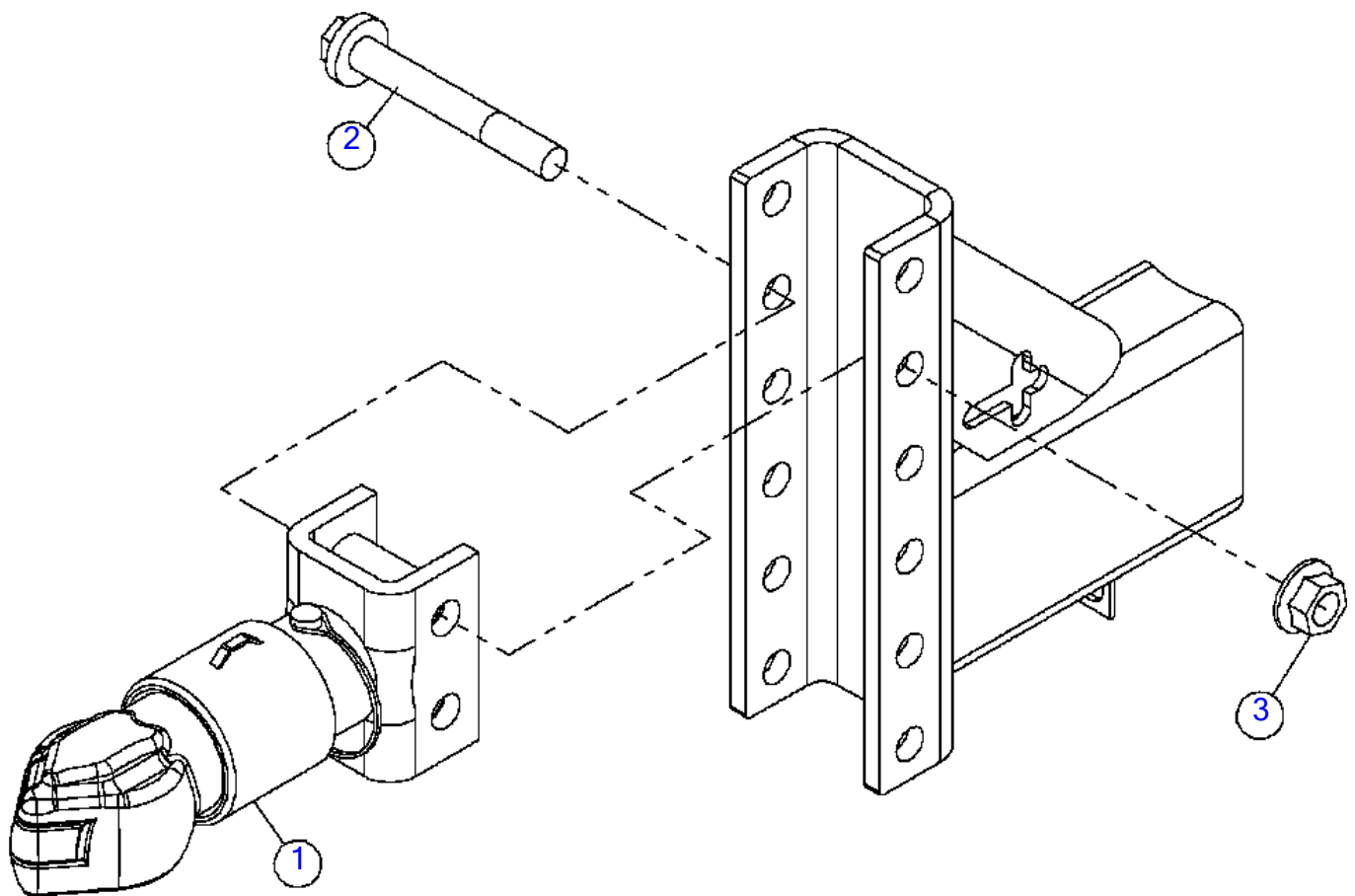


Pin Hitch
Fig 02-09

REF NO.	PART NO.	DESCRIPTION	QTY.	REMARKS
1	122479001	PIN HITCH	1	
2	1794003	HAIR PIN COTTER - .148 WIRE	1	
3	2107001	HITCH PIN - 3/4" X 4 1/2"	1	
4	507085016	NUT-HEXFLNG LOCK, M16-2.00,10.9,YZ,D6927	2	
5	507614120	SCREW-HFS,M16-2.00X120,10.9,YZ,ANSI,B18.2.3.9M,PT	2	

Bulldog Hitch

Fig 02-09X01

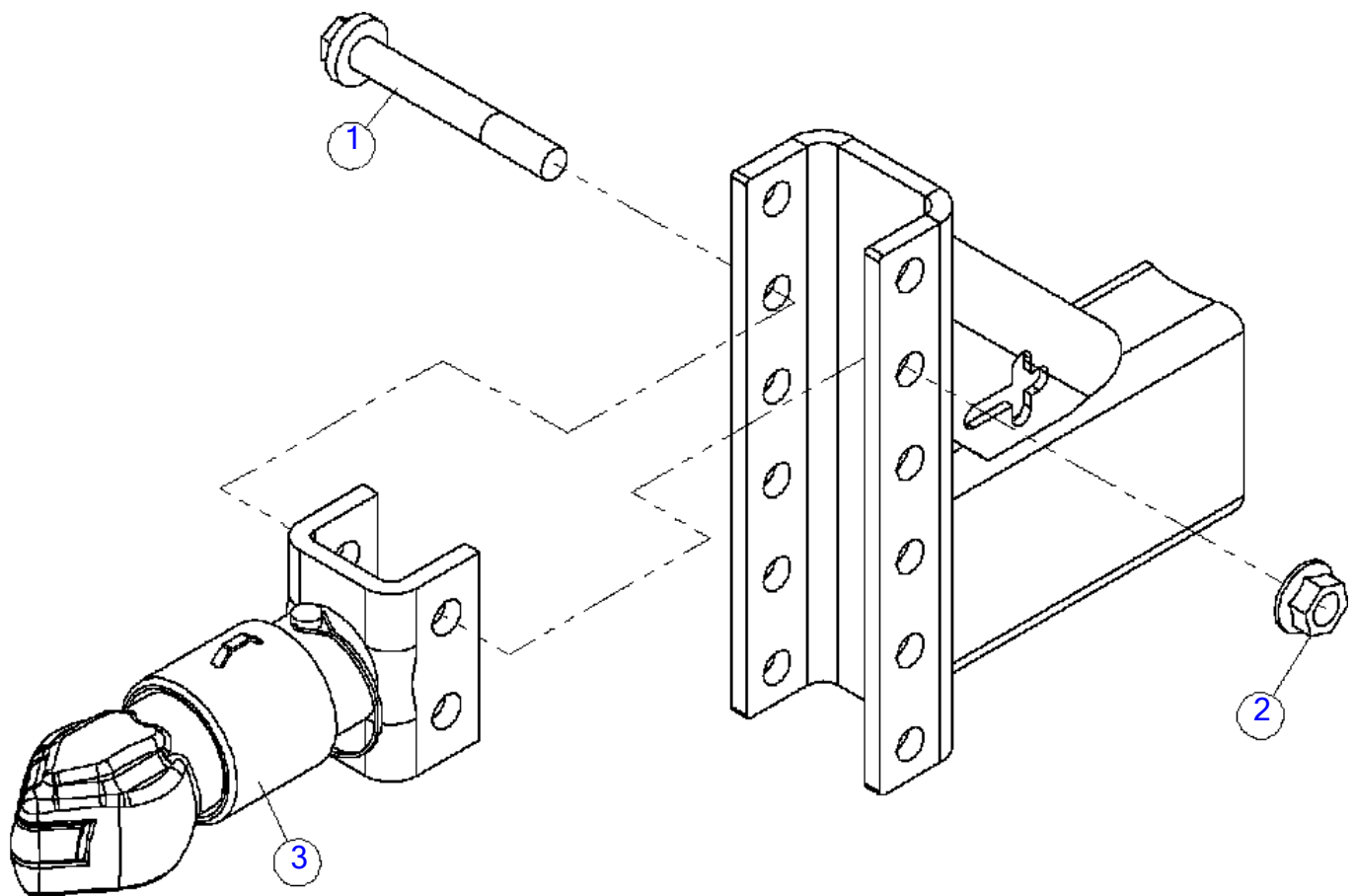


Bulldog Hitch
Fig 02-09X01

REF NO.	PART NO.	DESCRIPTION	QTY.	REMARKS
1	163670272	WELDMENT - BULLDOG HITCH	1	
2	507614120	SCREW-HFS,M16-2.00X120,10.9,YZ,ANSI,B18.2.3.9M,PT	2	
3	507085016	NUT-HEXFLNG LOCK, M16-2.00,10.9,YZ,D6927	2	

Bulldog Hitch

Fig 02-09X01R01

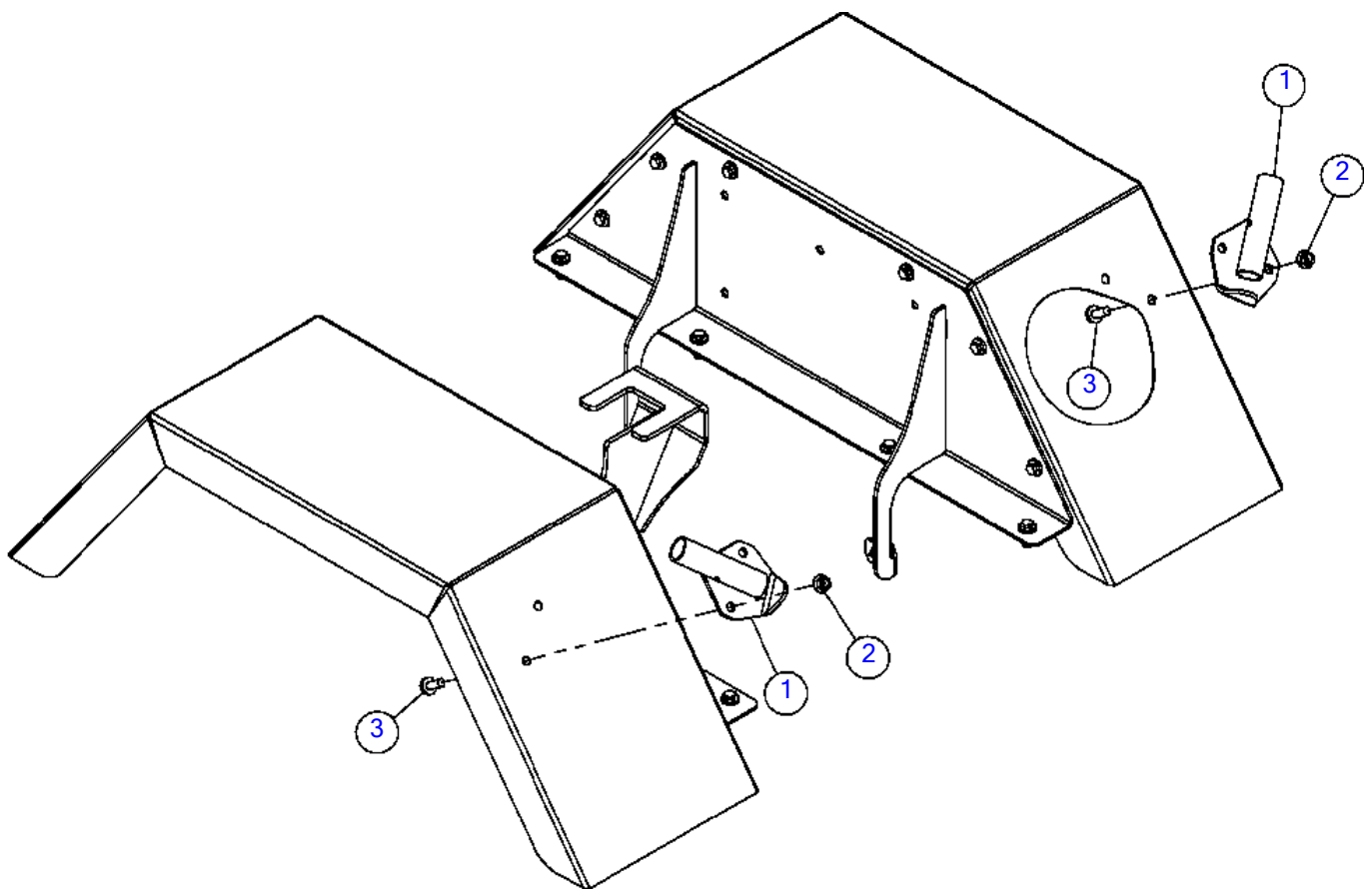


Bulldog Hitch
Fig 02-09X01R01

REF NO.	PART NO.	DESCRIPTION	QTY.	REMARKS
1	507614120	SCREW-HFS,M16-2.00X120,10.9,YZ,ANSI,B18.2.3.9M,PT	2	
2	507085016	NUT-HEXFLNG LOCK, M16-2.00,10.9,YZ,D6927	2	
3	163670274	BULLDOG HITCH	1	

Flag Mounts

Fig 02-10



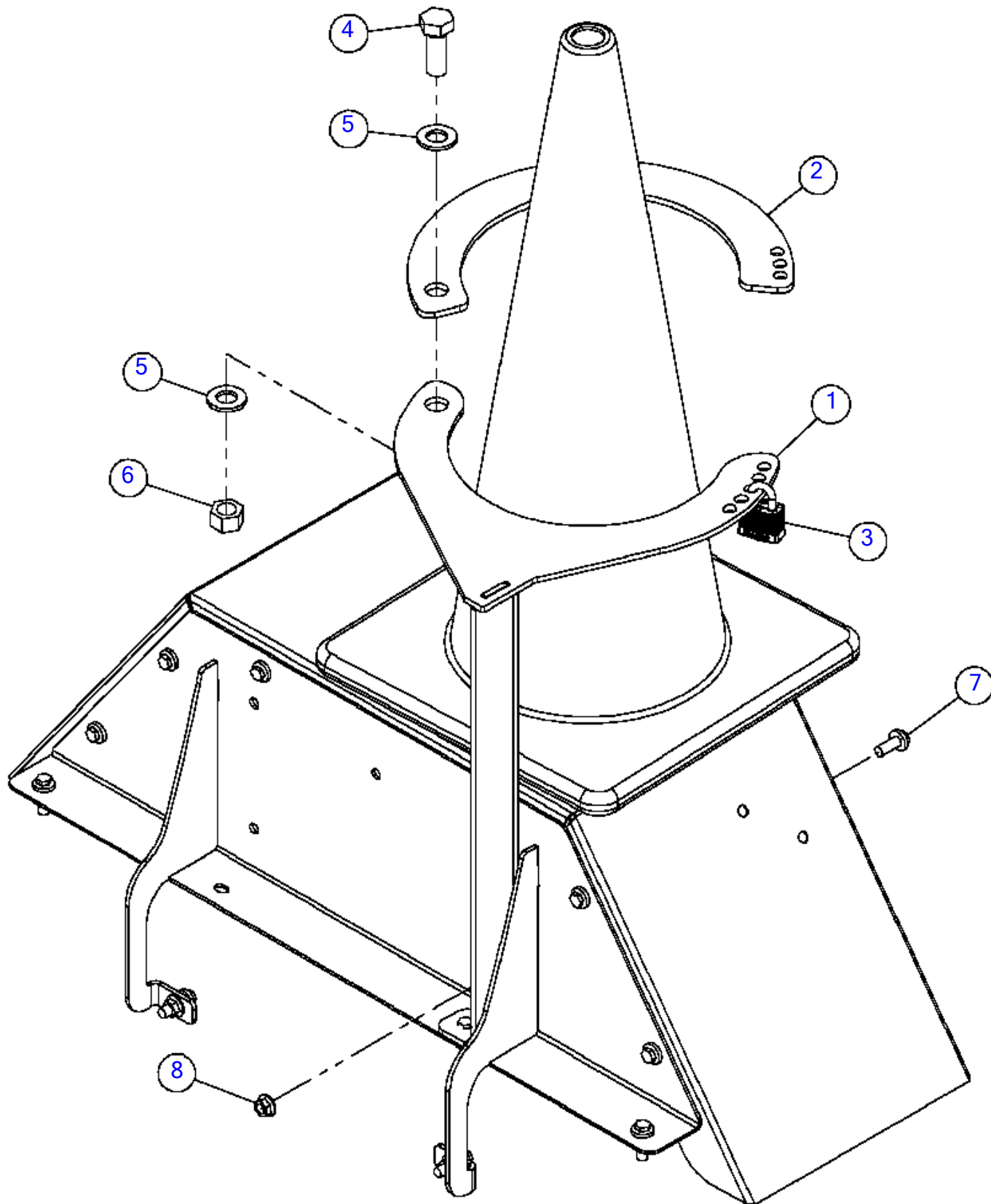
Flag Mounts

Fig 02-10

REF NO.	PART NO.	DESCRIPTION	QTY.	REMARKS
1	163672203	HOLDER-FLAG	2	
2	507085010	NUT-HEXFLNG LOCK, M10-1.50,10.9,YZ,D6927	4	
3	507612025	SCREW-HFS,M10-1.50X25,10.9,YZ,ANSI,B18.2.3.9M,FT	4	

Cone Storage


Fig 02-11



Cone Storage
Fig 02-11

REF NO.	PART NO.	DESCRIPTION	QTY.	REMARKS
1	163672270	HOLDER-CONE	1	
2	163622122	PLATE-CONE HOLDER	1	
3	94119001	PADLOCK (KEYED-ALIKE LOCK)	1	
4	235746001	BOLT-3/4-10X2 GR8 HEX ZYC	1	
5	295016001	WASHER-FLAT SAE-.75-.81X1.50-14-YZ	2	
6	397001	NUT-3/4-10 GR 8 SLTL	1	
6	(250510001)	NUT 3/4 NC Gr8 SLTL Y/ZINC	1	
7	507612025	SCREW-HFS,M10-1.50X25,10.9,YZ,ANSI,B18.2.3.9M,FT	2	
8	507085010	NUT-HEXFLNG LOCK, M10-1.50,10.9,YZ,D6927	2	

Chute

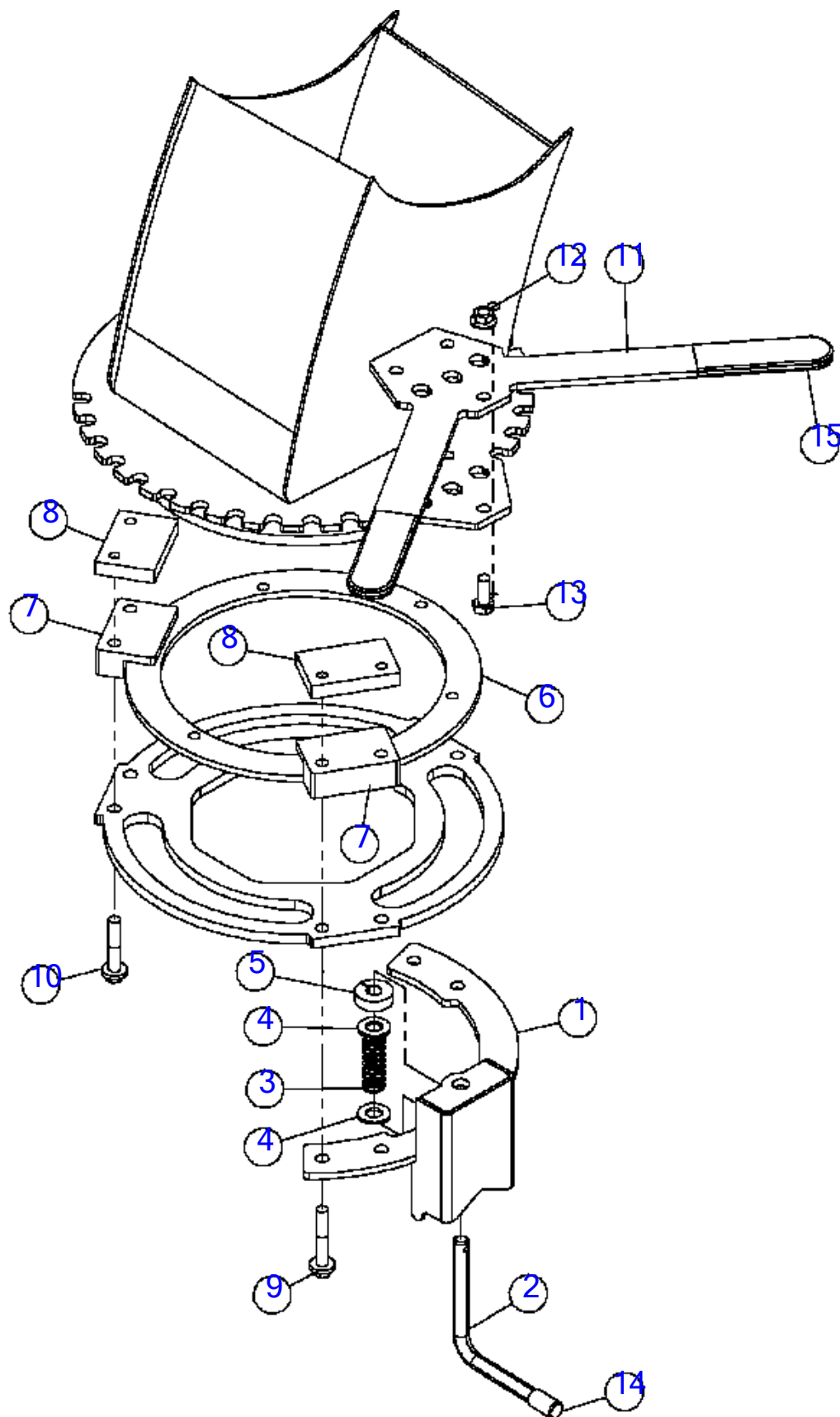


Chute

Chute Rotation	Fig	03-01
Deflector - Basic	Fig	03-02
Deflector - Deluxe	Fig	03-03
Deflector - Deluxe	Fig	03-03R01
Sound Reduction	Fig	03-04
Sound Reduction	Fig	03-04R01
Deluxe Sound Reduction	Fig	03-05
Deluxe Sound Reduction	Fig	03-05R01
Deluxe Sound Reduction	Fig	03-05R02

Chute Rotation

Fig 03-01



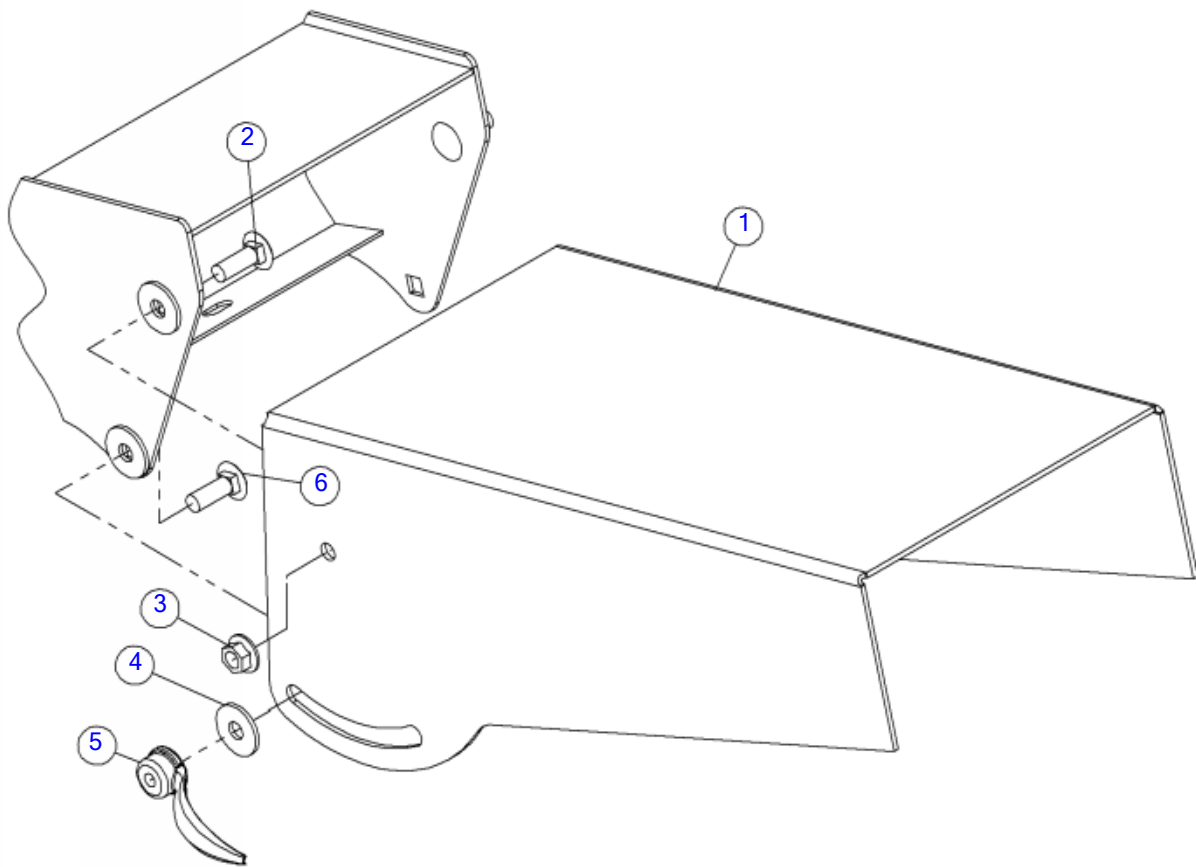
Chute Rotation

Fig 03-01

REF NO.	PART NO.	DESCRIPTION	QTY.	REMARKS
1	163672011	MOUNT-LATCH PLATE	1	
2	163672012	LATCH HANDLE	1	
3	180012345	SPRING-COMP .72OD X 2.0,15.2LBS/INCH	1	
4	252253001	WASHER-1/2 SAE FLAT ZP	2	
5	145575001	CLAMP COLLAR	1	
6	180012393	DISC-CHUTE ROTATE	1	
7	180012394	CLAMP-CHUTE ROTATE	3	
8	180014644	NUT BAR - FOR PLASTIC CAP	3	
9	507612055	SCREW-HFS,M10-1.50X55,10.9,YZ,D6921,PT	4	
10	507612050	SCREW-HFS,M10-1.50X50,10.9,YZ,ANSI,B18.2.3.9M,PT	2	
11	163672265	HANDLE - CHUTE ROTATION	1	
12	507085010	NUT-HEXFLNG LOCK, M10-1.50,10.9,YZ,D6927	3	
13	238888001	BOLT-M10X1.50X25 HHCS CL-10.9 ZY	3	
14	129958001	CAP-.468IDX.6OD-1"DP.BLK.FLEX.	1	
15	128471001	GRIP - FLAT HANDLE	2	

Deflector - Basic

Fig 03-02



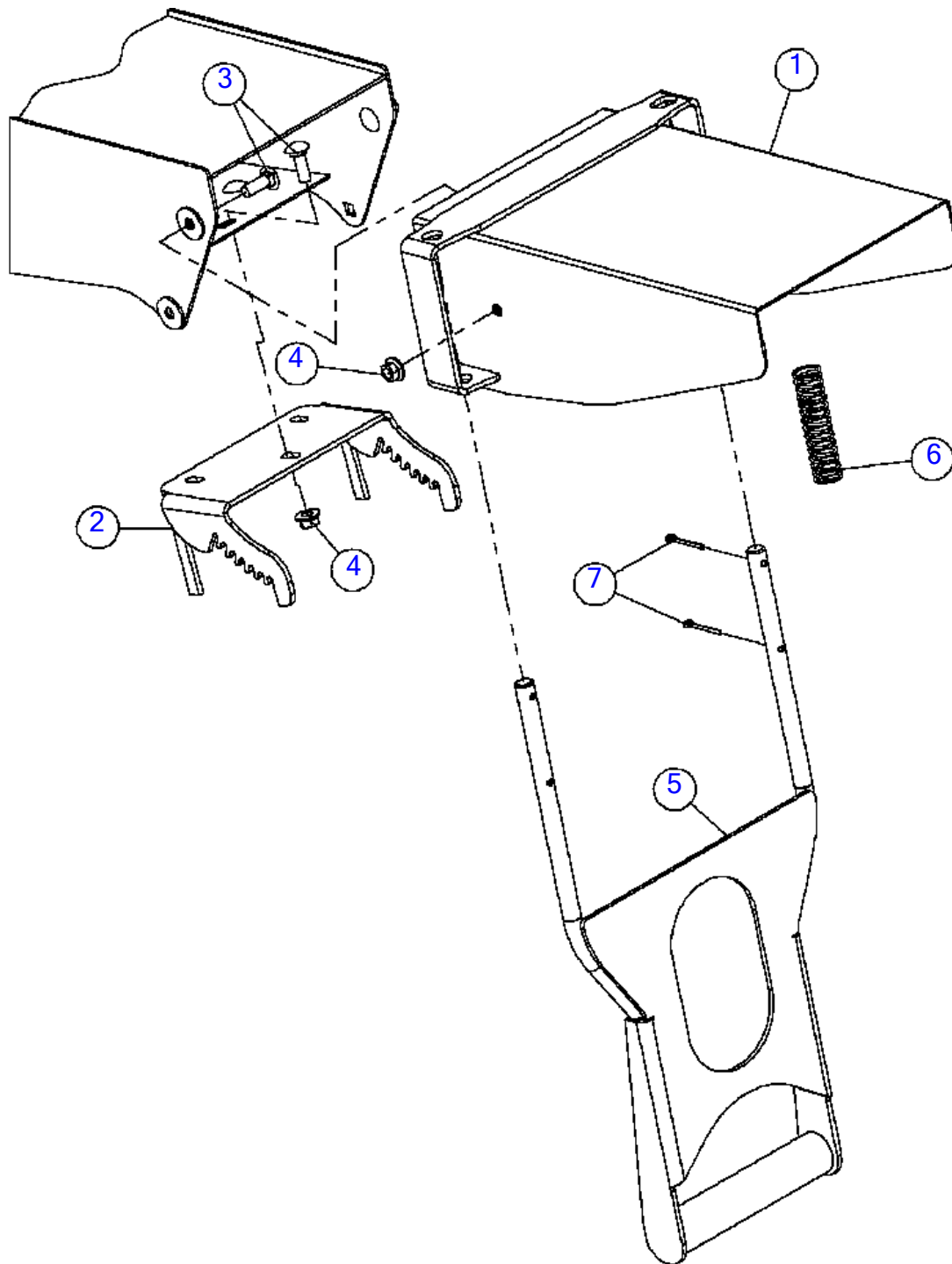
Deflector - Basic

Fig 03-02

REF NO.	PART NO.	DESCRIPTION	QTY.	REMARKS
1	153365001	DEFLECTOR	1	
2	506049030	BOLT-CARG,M10-1.50X30,Short Sq.,8.8,ISO8678,FT	2	
3	507085010	NUT-HEXFLNG LOCK, M10-1.50,10.9,D6927	2	
4	507086010	WASHER-FLAT,M10,LARGE RIM,DIN9021	1	
5	180005150	HANDLE - CAST PLATED	1	
6	375010	BOLT-3/8"-16X1"GD#5 CARRIAGE	1	

Deflector - Deluxe

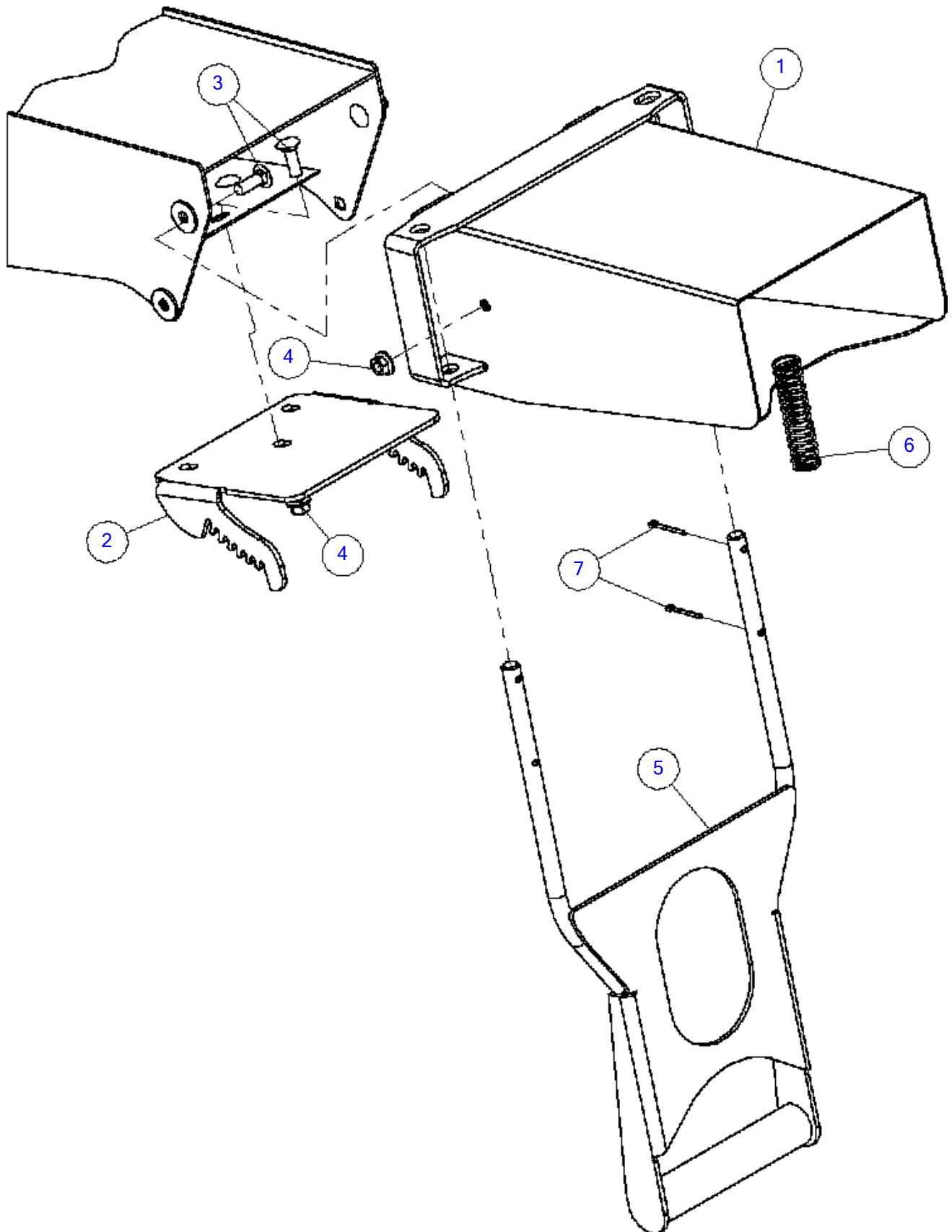
Fig 03-03



Deflector - Deluxe
Fig 03-03

REF NO.	PART NO.	DESCRIPTION	QTY.	REMARKS
1	180009232	DEFLECTOR - MANUAL PIVOT, WITH WASHERS	1	
2	180013522	PLATE-#2 RATCHET	1	
3	506049030	BOLT-CARG,M10-1.50X30,Short Sq.,8.8,YZ,ISO8678,FT	5	
4	507085010	NUT-HEXFLNG LOCK, M10-1.50,10.9,YZ,D6927	5	
5	163627644	WELDMENT-DISCHARGE CHUTE HANDLE	1	
5	(163632872)	WELDMENT - DISCHARGE CHUTE HANDLE	1	
6	162400001	SPRING-COMP .975 ODX4.00L-.092 WIRE SS	2	
7	510011	COTTER PIN-1/8" X 1 1/2"	4	

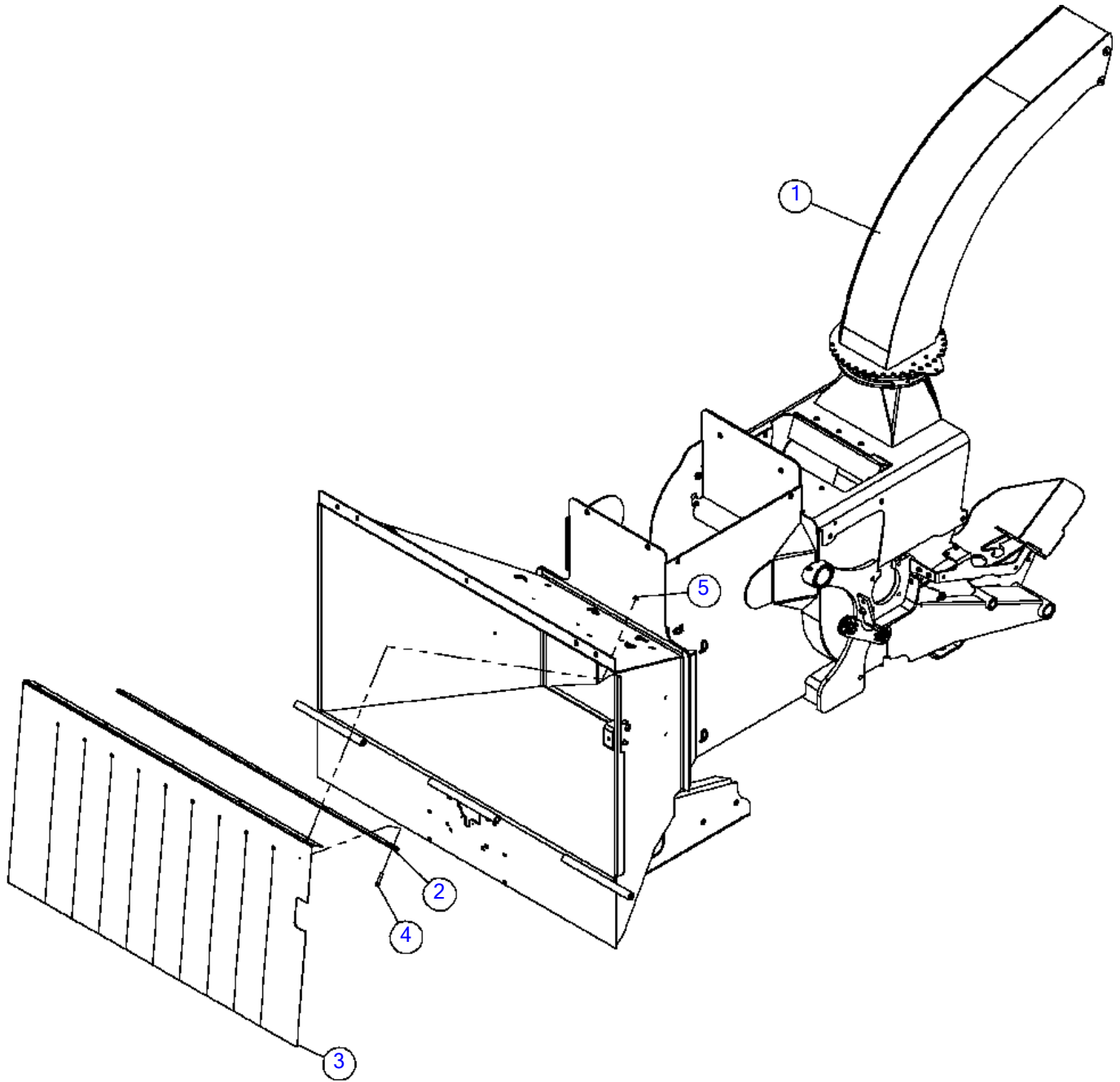
Deflector - Deluxe
Fig 03-03R01



Deflector - Deluxe
Fig 03-03R01

REF NO.	PART NO.	DESCRIPTION	QTY.	REMARKS
1	163627642	DEFLECTOR - MANUAL PIVOT,	1	
2	163627896	*PLATE - RATCHET	1	
3	506049030	BOLT-CARG,M10-1.50X30,Short Sq.,8.8,YZ,ISO8678,FT	5	
4	507085010	NUT-HEXFLNG LOCK, M10-1.50,10.9,YZ,D6927	5	
5	163627644	WELDMENT-DISCHARGE CHUTE HANDLE	1	
6	162400001	SPRING-COMP .975 ODX4.00L-.092 WIRE SS	2	
7	510011	COTTER PIN-1/8" X 1 1/2"	4	

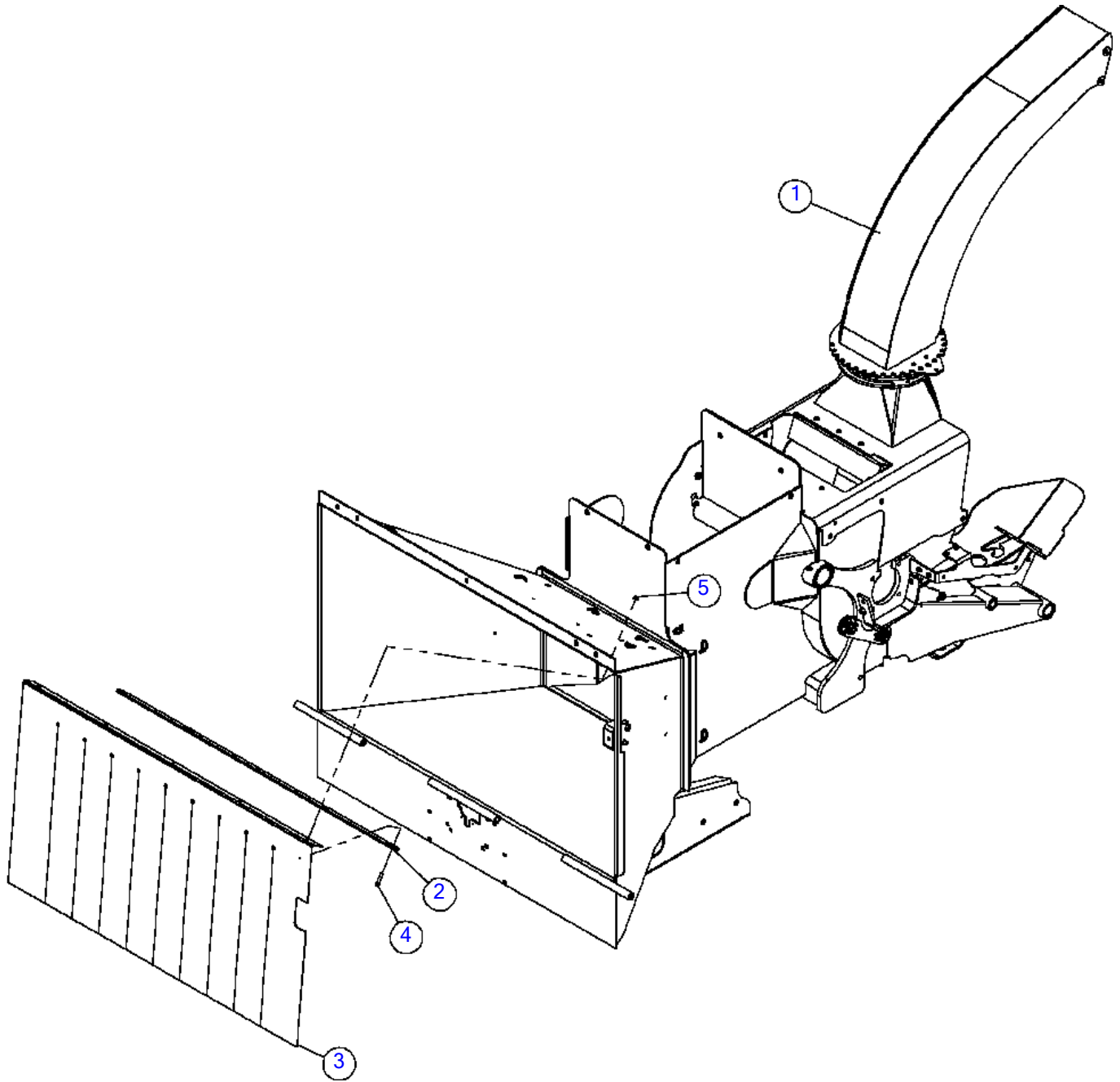
Sound Reduction
Fig 03-04



Sound Reduction
Fig 03-04

REF NO.	PART NO.	DESCRIPTION	QTY.	REMARKS
1	163672008	CHUTE-DISCHARGE-BASIC	1	
2	160980001	BAR - REAR CURTAIN	1	
3	160981001	CURTAIN - INFEED	1	
4	507611035	SCREW-HFS,M8-1.25X35,10.9,YZ,D6921,PT	5	
5	507085008	NUT-HEXFLNG LOCK,M8-1.25,10.9,YZ,D6927	5	

Sound Reduction
Fig 03-04R01

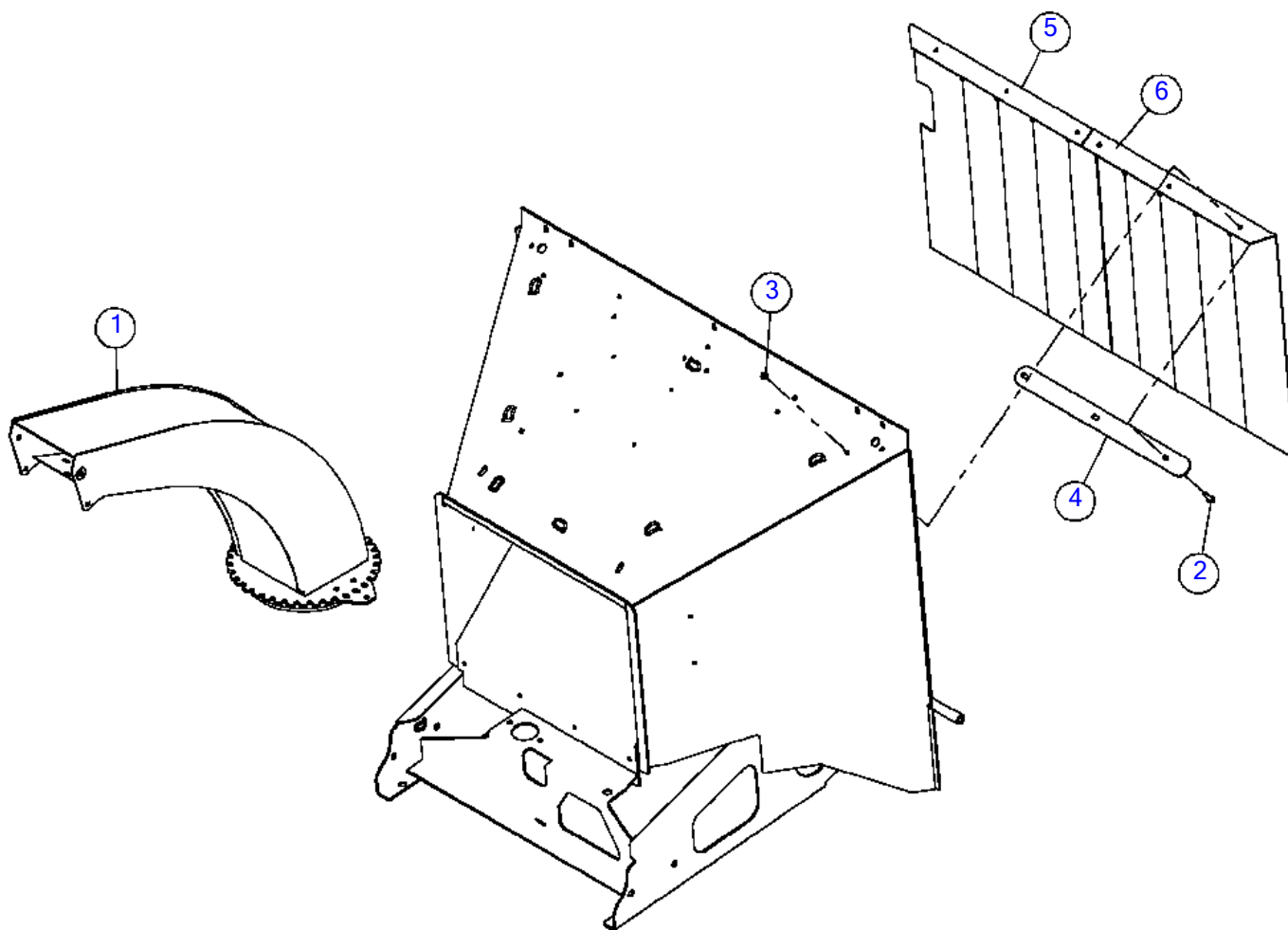


Sound Reduction
Fig 03-04R01

REF NO.	PART NO.	DESCRIPTION	QTY.	REMARKS
1	163672008	CHUTE-DISCHARGE-BASIC	1	
2	160980001	BAR - REAR CURTAIN	1	
3	160981001	CURTAIN - INFEED	1	
4	507611030	*SCREW-HFS,M8-1.25X30,10.9,YZ,D6921,FT	5	
5	507085008	NUT-HEXFLNG LOCK,M8-1.25,10.9,YZ,D6927	5	

Deluxe Sound Reduction

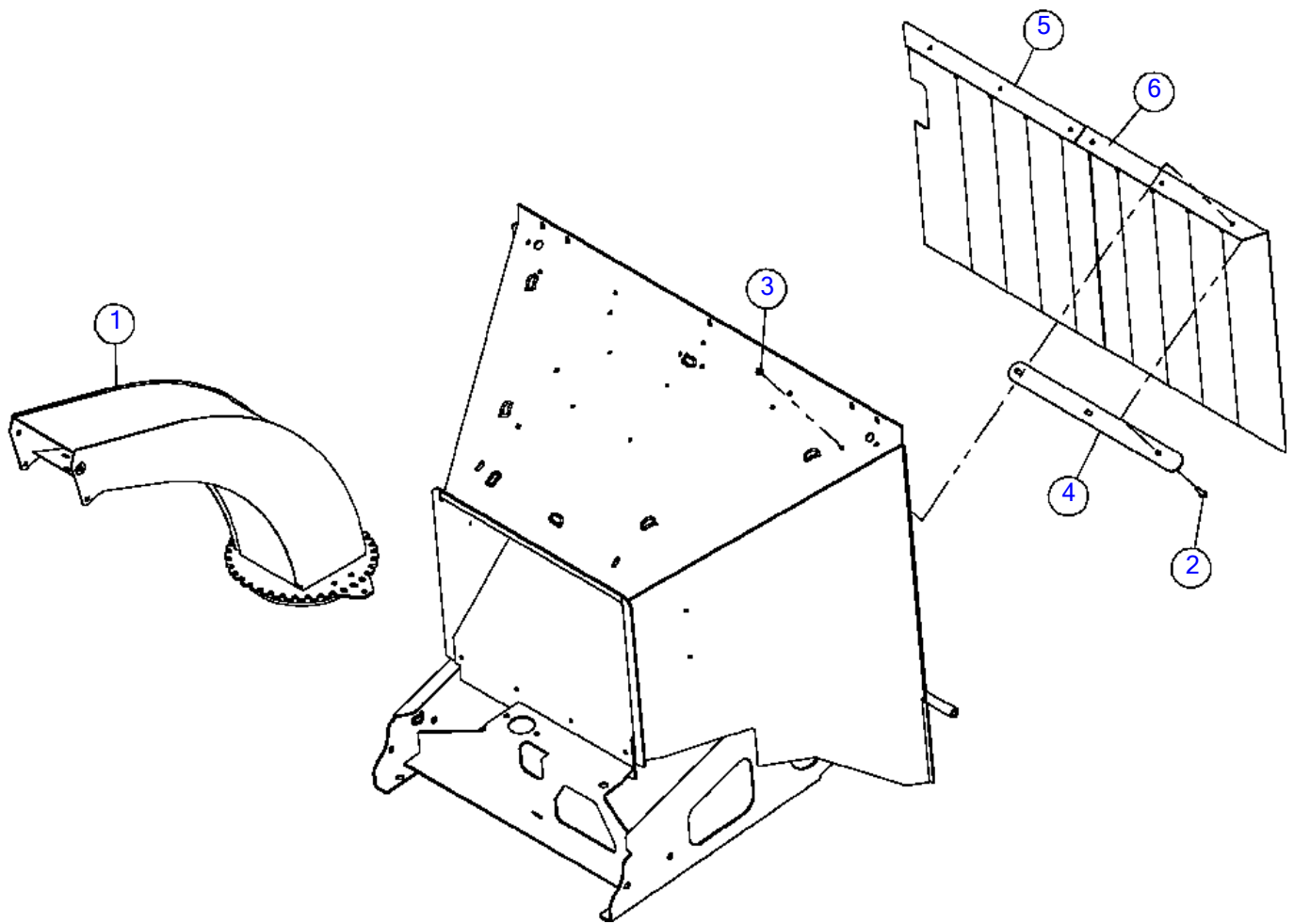
Fig 03-05



Deluxe Sound Reduction
Fig 03-05

REF NO.	PART NO.	DESCRIPTION	QTY.	REMARKS
1	163672355	CHUTE-DISCHARGE-SOUND	1	
2	507611035	SCREW-HFS,M8-1.25X35,10.9,YZ,D6921,PT	6	
3	507085008	NUT-HEXFLNG LOCK,M8-1.25,10.9,YZ,D6927	6	
4	180014550	HALF BAR - REAR CURTAIN	2	
5	180014551	CURTAIN-SPLIT 2-SOUND INFEED	1	
6	180014552	CURTAIN-SPLIT-SOUND INFEED	1	
7	180012404	CHUTE - INFEED HOUSING	1	

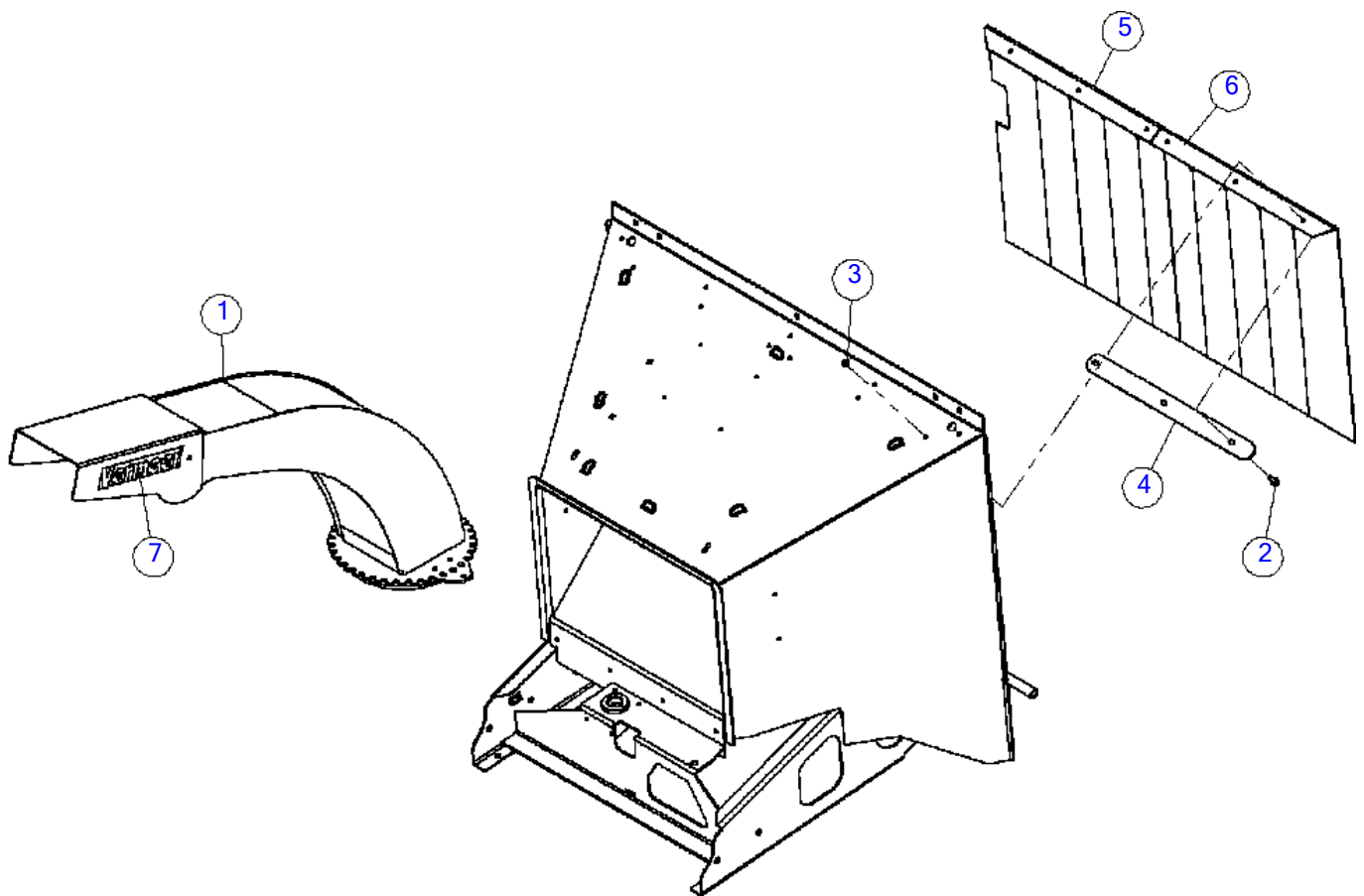
Deluxe Sound Reduction
Fig 03-05R01



Deluxe Sound Reduction
Fig 03-05R01

REF NO.	PART NO.	DESCRIPTION	QTY.	REMARKS
1	163672355	CHUTE-DISCHARGE-SOUND	1	
2	507611030	*SCREW-HFS,M8-1.25X30,10.9,YZ,D6921,FT	6	
3	507085008	NUT-HEXFLNG LOCK,M8-1.25,10.9,YZ,D6927	6	
4	180014550	HALF BAR - REAR CURTAIN	2	
5	180014551	CURTAIN-SPLIT 2-SOUND INFEED	1	
6	180014552	CURTAIN-SPLIT-SOUND INFEED	1	
7	180012404	CHUTE - INFEED HOUSING	1	


Deluxe Sound Reduction
Fig 03-05R02



Deluxe Sound Reduction
Fig 03-05R02

REF NO.	PART NO.	DESCRIPTION	QTY.	REMARKS
1	163672355	CHUTE-DISCHARGE-SOUND	1	
2	507611030	SCREW-HFS,M8-1.25X30,10.9,YZ,D6921,FT	6	
3	507085008	NUT-HEXFLNG LOCK,M8-1.25,10.9,YZ,D6927	6	
4	180014550	HALF BAR - REAR CURTAIN	2	
5	180014551	CURTAIN-SPLIT 2-SOUND INFEED	1	
6	180014552	CURTAIN-SPLIT-SOUND INFEED	1	
7	2326621	*DECAL- VERMEER 2 3/8 X 11 7/8	2	

Engine

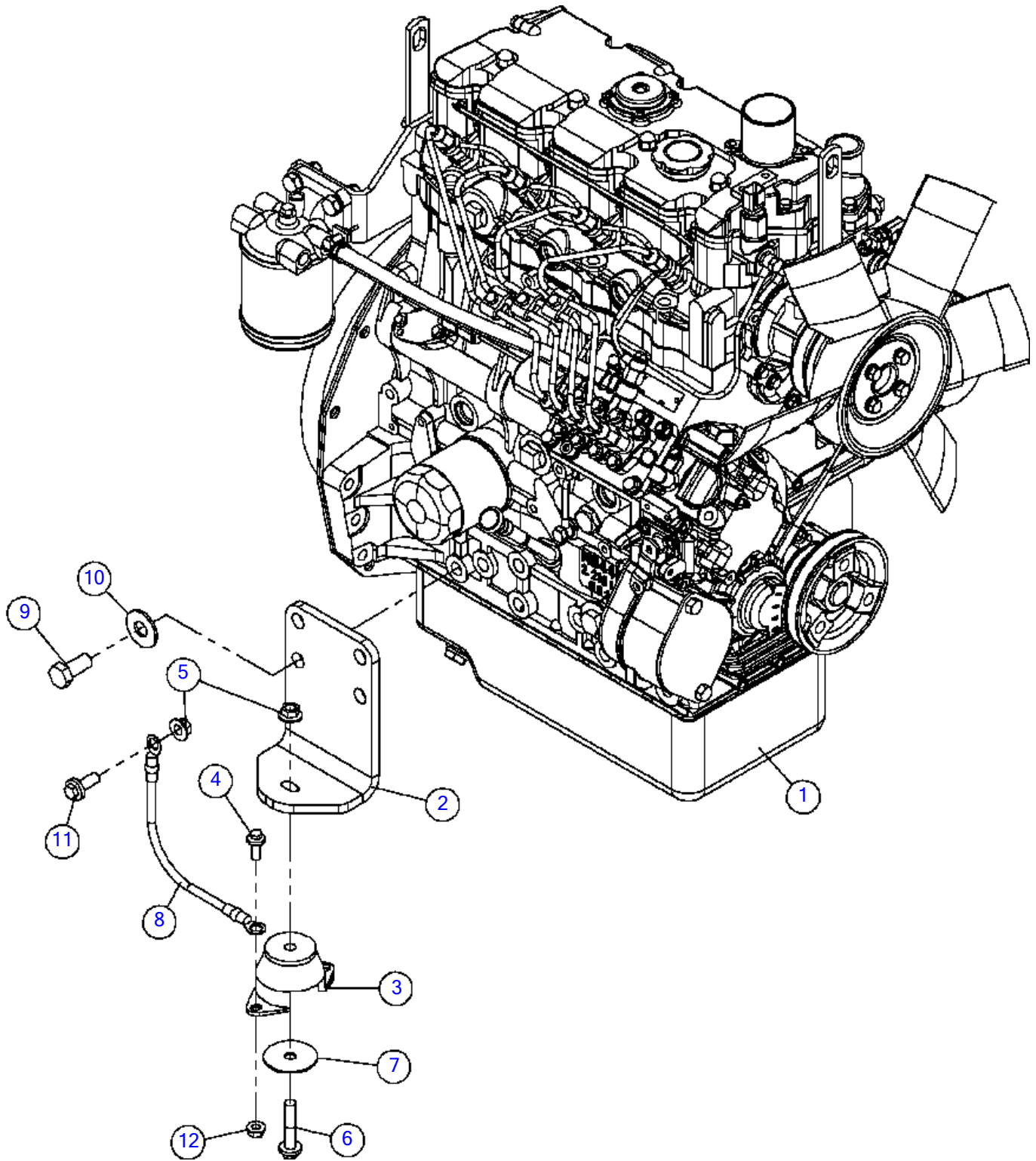


Engine

Cat 49HP Engine & Mounts (SN 15079-16281)	Fig	04-01
Cat 49HP Engine & Mounts (SN 15079-16281)	Fig	04-01R01
Cat 49HP Engine & Mounts (SN 15079-16281)	Fig	04-01R02
Cat 49HP Engine & Mounts (SN 15079-16281)	Fig	04-01R03
Cat 49HP Engine & Mounts (SN 16282-16698)	Fig	04-01R04
Cat 49HP Engine & Mounts (SN 16699-)	Fig	04-01R05
Cat 49HP Engine Accessories (SN 15079-15843)	Fig	04-02
Cat 49HP Engine Accessories (SN 15079-15843)	Fig	04-02R01
Cat 49HP Engine Accessories (SN 15844-)	Fig	04-02R02
Cat 49HP Air Cleaner (SN 15079-16930)	Fig	04-03
Cat 49HP Air Cleaner SN (15079-16930)	Fig	04-03R01
Cat 49HP Air Cleaner (SN 16931-17080)	Fig	04-03R02
Cat 49HP Air Cleaner (SN 17081-17625)	Fig	04-03R03
Cat 49HP Air Cleaner (SN 17626-)	Fig	04-03R04
Cat 49HP Throttle	Fig	04-04
Cat 49HP Throttle - LHC	Fig	04-04X01
Cat 49HP Radiator	Fig	04-05
Cummins 85HP Engine & Mounts (SN 15079- 15475)	Fig	04-06
Cummins 85HP Engine & Mounts (SN 15079- 15475)	Fig	04-06R01
Cummins 85HP Engine & Mounts (SN 15079- 15475)	Fig	04-06R02
Cummins 85HP Engine & Mounts (SN 15476-)	Fig	04-06R03
Cummins 85HP Engine & Mounts (SN 15476-16281)	Fig	04-06R04
Cummins 85HP Engine & Mounts (SN 16282-)	Fig	04-06R05
Cummins 85HP Engine Accessories	Fig	04-07
Cummins 85HP Air Cleaner (SN 15079-16930)	Fig	04-08
Cummins 85HP Air Cleaner (SN 15079-16930)	Fig	04-08R01
Cummins 85HP Air Cleaner (SN 16931-17320)	Fig	04-08R02
Cummins 85HP Air Cleaner (SN 17321-)	Fig	04-08R03
Cummins 85HP Throttle	Fig	04-09
Cummins 85HP Radiator	Fig	04-10
Cummins 85HP Radiator	Fig	04-10R01
Cummins 74HP Tier 4 Interim/Stage IIIB Air Cleaner	Fig	04-10X01
Cummins 74HP Tier 4 Interim/Stage IIIB Cooling Package (SN 17346-18618)	Fig	04-10X02
Cummins 74HP Tier 4 Interim/Stage IIIB Cooling Package (SN 18619 -)	Fig	04-10X02R01
Cummins 74HP Tier 4 Interim/Stage IIIB Throttle Cable	Fig	04-10X03
Cummins 74HP Tier 4 Interim/Stage IIIB Engine Accessories	Fig	04-10X04
Cummins 74HP Tier 4 Interim/Stage IIIB Engine Mounts	Fig	04-10X05
Cummins 74HP Tier 4 Interim/Stage IIIB Engine Enclosure	Fig	04-10X06
Cummins 74HP Tier 4 Interim/Stage IIIB Engine Enclosure (SN 18702-)	Fig	04-10X06R01
Fuel Tank	Fig	04-11
Fuel Tank	Fig	04-11R01
Locking Fuel Cover	Fig	04-12
Locking Fuel Cover	Fig	04-12R01

Cat 49HP Engine & Mounts (SN 15079-16281)

Fig 04-01



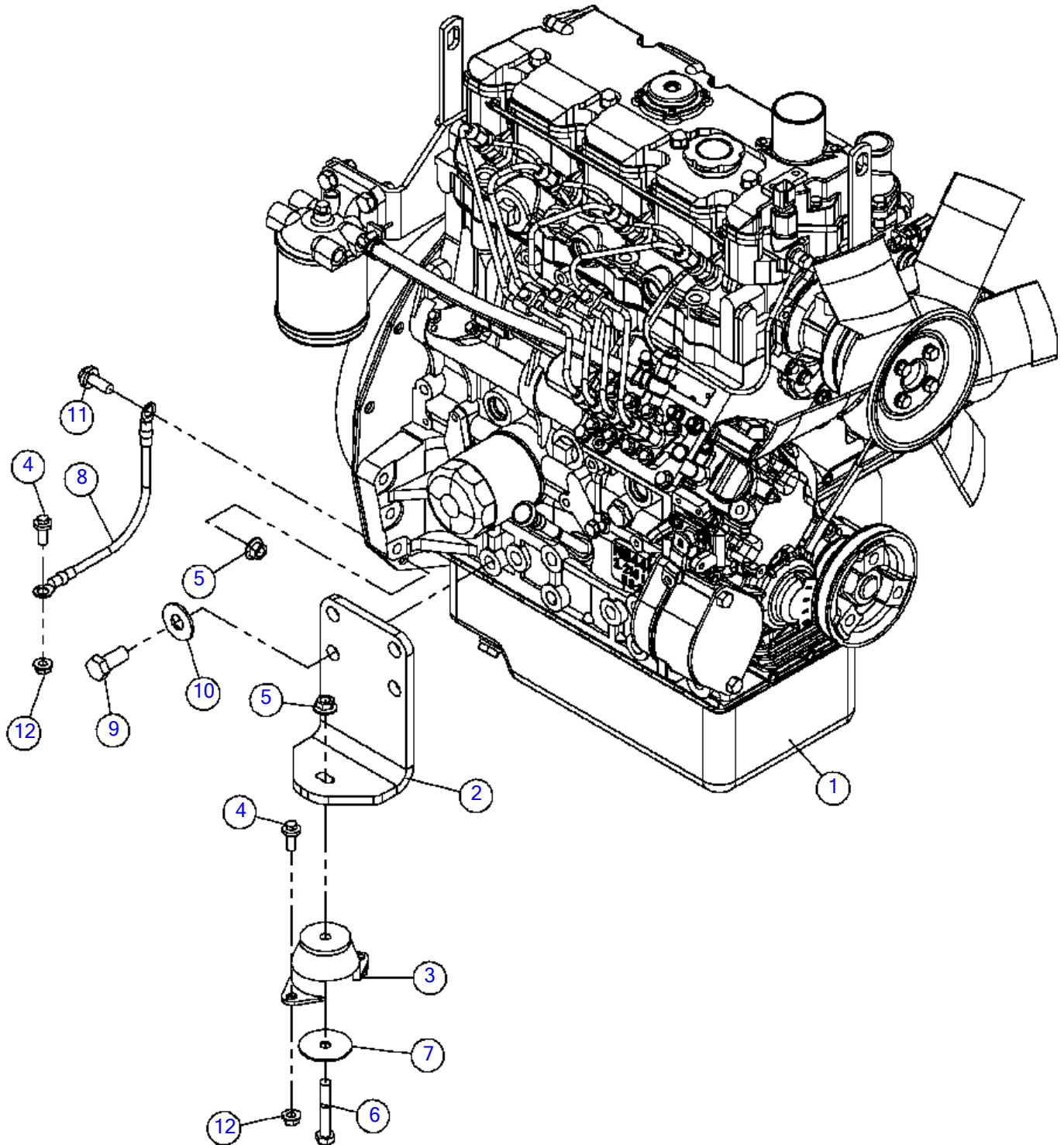
Cat 49HP Engine & Mounts (SN 15079-16281)

Fig 04-01

REF NO.	PART NO.	DESCRIPTION	QTY.	REMARKS
1	163672142	ENGINE-CAT 2.2 NA DIESEL	1	Breakdown Fig. 9-9
2	163672152	MOUNT - ENGINE - CAT 50 HP	4	
3	153890001	MOUNT - ENGINE	4	
4	507611020	SCREW-HFS,M8-1.25X20,10.9,YZ,D6921,FT	8	
5	507085010	NUT-HEXFLNG LOCK, M10-1.50,10.9,YZ,D6927	5	
6	507612050	SCREW-HFS,M10-1.50X50,10.9,YZ,ANSI,B18.2.3.9M,PT	4	
7	153891001	WASHER - MOUNT	4	
8	153896001	CABLE - GROUND 6 GA E-E 10"	1	
9	111743001	SCREW-HCS-M14-1.50X30-8.8-ZP-D961-FT	16	
10	111475001	WASHER-9/16 HARDENED	16	
11	507612025	SCREW-HFS,M10-1.50X25,10.9,YZ,ANSI,B18.2.3.9M,FT	1	
12	507085008	NUT-HEXFLNG LOCK,M8-1.25,10.9,YZ,D6927	4	

Cat 49HP Engine & Mounts (SN 15079-16281)

Fig 04-01R01



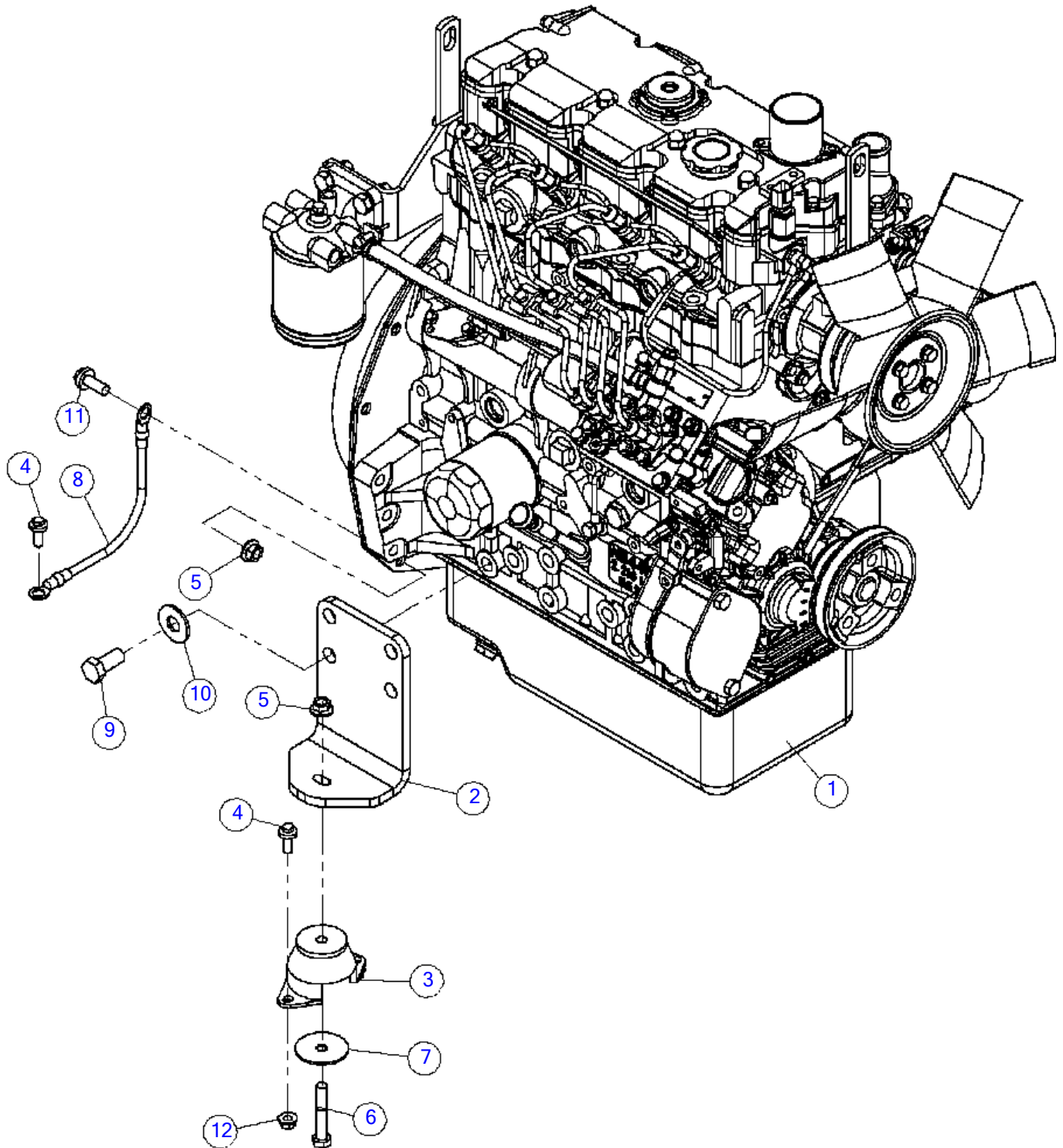
Cat 49HP Engine & Mounts (SN 15079-16281)

Fig 04-01R01

REF NO.	PART NO.	DESCRIPTION	QTY.	REMARKS
1	163672142	ENGINE-CAT 2.2 NA DIESEL	1	Breakdown Fig. 9-9
2	163672152	MOUNT - ENGINE - CAT 50 HP	4	
3	153890001	MOUNT - ENGINE	4	
4	507611020	SCREW-HFS,M8-1.25X20,10.9,YZ,D6921,FT	9	
5	507085010	NUT-HEXFLNG LOCK, M10-1.50,10.9,YZ,D6927	5	
6	180007696	*SCREW-HCS,M10-1.50X60,8.8,YZ,(PFCN)	4	
7	153891001	WASHER - MOUNT	4	
8	153896001	CABLE - GROUND 6 GA E-E 10"	1	
9	111743001	SCREW-HCS-M14-1.50X30-8.8-ZP-D961-FT	16	
10	111475001	WASHER-9/16 HARDENED	16	
11	507612025	SCREW-HFS,M10-1.50X25,10.9,YZ,ANSI,B18.2.3.9M,FT	1	
12	507085008	NUT-HEXFLNG LOCK,M8-1.25,10.9,YZ,D6927	5	

Cat 49HP Engine & Mounts (SN 15079-16281)

Fig 04-01R02



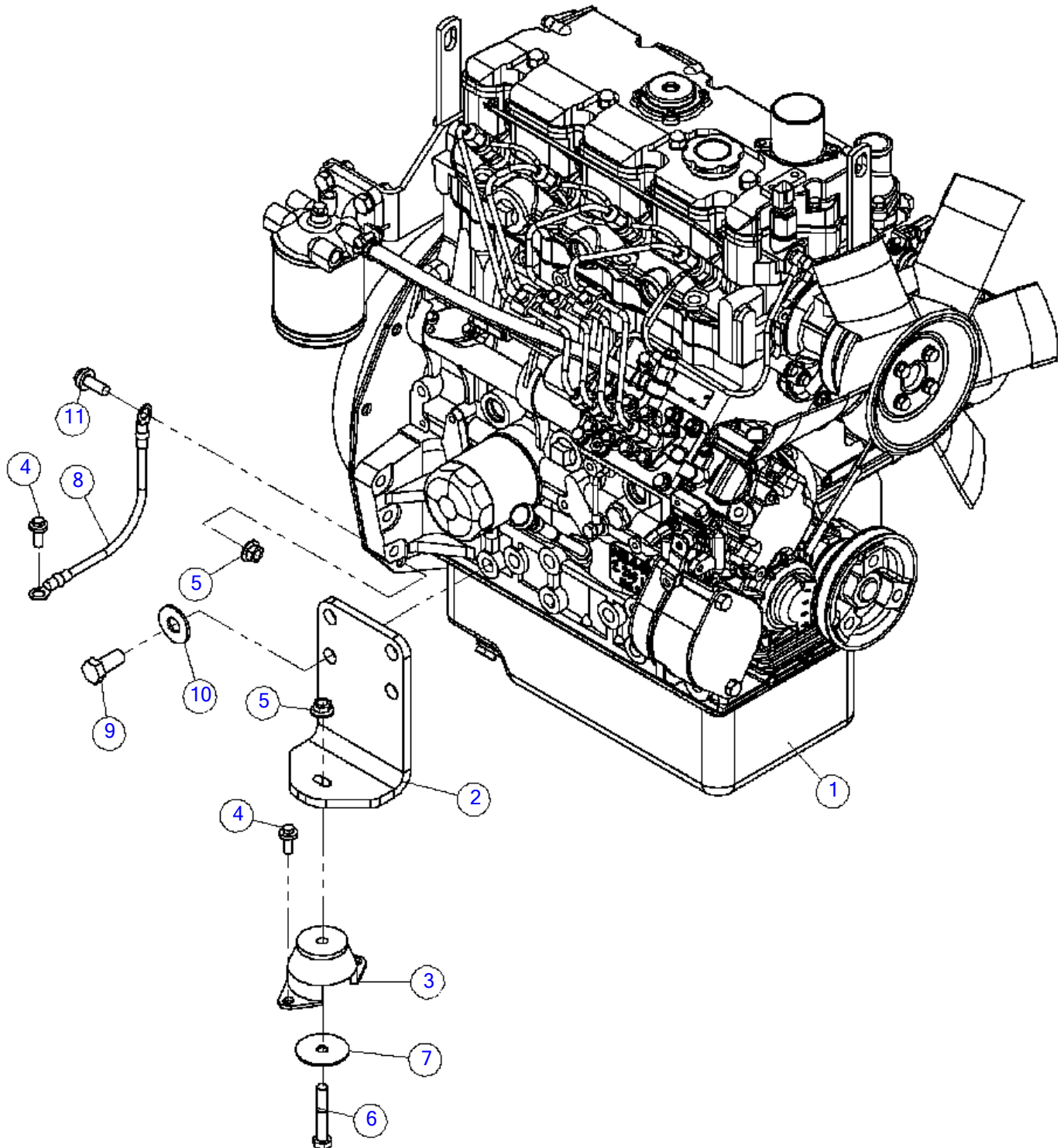
Cat 49HP Engine & Mounts (SN 15079-16281)

Fig 04-01R02

REF NO.	PART NO.	DESCRIPTION	QTY.	REMARKS
1	163672142	ENGINE-CAT 2.2 NA DIESEL	1	Breakdown Fig. 9-9
2	163672152	MOUNT - ENGINE - CAT 50 HP	4	
3	153890001	MOUNT - ENGINE	4	
4	507611020	SCREW-HFS,M8-1.25X20,10.9,YZ,D6921,FT	9	
5	507085010	NUT-HEXFLNG LOCK, M10-1.50,10.9,YZ,D6927	5	
6	180007696	SCREW-HCS,M10-1.50X60,8.8,YZ,(PFCN)	4	
7	153891001	WASHER - MOUNT	4	
8	153896001	CABLE - GROUND 6 GA E-E 10"	1	
9	111743001	SCREW-HCS-M14-1.50X30-8.8-ZP-D961-FT	16	
10	111475001	WASHER-9/16 HARDENED	16	
11	507612025	SCREW-HFS,M10-1.50X25,10.9,YZ,ANSI,B18.2.3.9M,FT	1	
12	507085008	*NUT-HEXFLNG LOCK,M8-1.25,10.9,YZ,D6927	4	

Cat 49HP Engine & Mounts (SN 15079-16281)

Fig 04-01R03



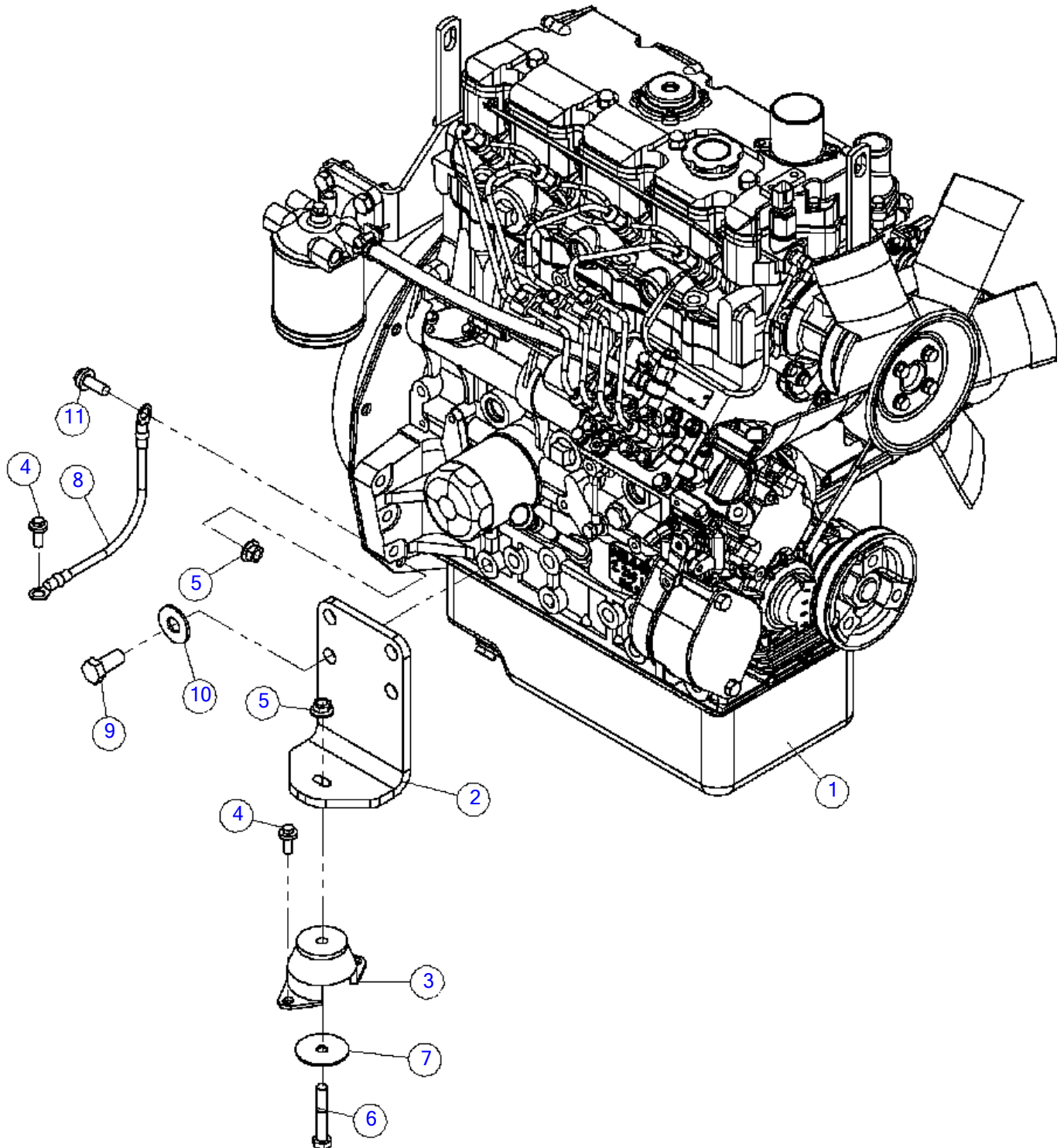
Cat 49HP Engine & Mounts (SN 15079-16281)

Fig 04-01R03

REF NO.	PART NO.	DESCRIPTION	QTY.	REMARKS
1	163672142	ENGINE-CAT 2.2 NA DIESEL	1	Breakdown Fig. 9-9
2	163672152	MOUNT - ENGINE - CAT 50 HP	4	
3	153890001	MOUNT - ENGINE	4	
4	507611020	SCREW-HFS,M8-1.25X20,10.9,YZ,D6921,FT	9	
5	507085010	NUT-HEXFLNG LOCK, M10-1.50,10.9,YZ,D6927	5	
6	180007696	SCREW-HCS,M10-1.50X60,8.8,YZ,(PFCN)	4	
7	153891001	WASHER - MOUNT	4	
8	153896001	CABLE - GROUND 6 GA E-E 10"	1	
9	111743001	SCREW-HCS-M14-1.50X30-8.8-ZP-D961-FT	16	
10	111475001	WASHER-9/16 HARDENED	16	
11	507612025	SCREW-HFS,M10-1.50X25,10.9,YZ,ANSI,B18.2.3.9M,FT	1	

Cat 49HP Engine & Mounts (SN 16282-16698)

Fig 04-01R04



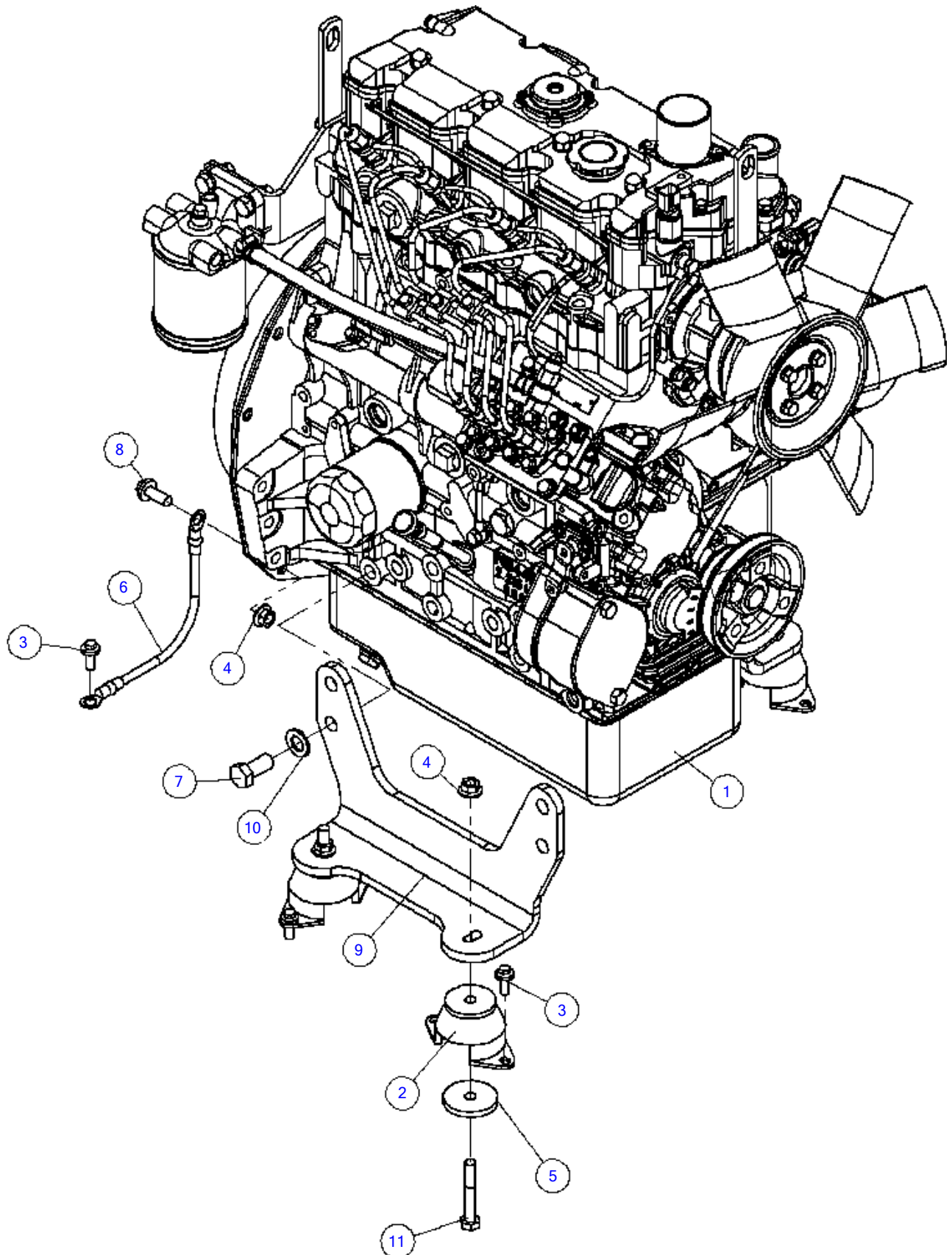
Cat 49HP Engine & Mounts (SN 16282-16698)

Fig 04-01R04

REF NO.	PART NO.	DESCRIPTION	QTY.	REMARKS
1	163672142	ENGINE-CAT 2.2 NA DIESEL	1	Breakdown Fig. 9-9
2	163672152	MOUNT - ENGINE - CAT 50 HP	4	
3	153890001	MOUNT - ENGINE	4	
4	507611020	SCREW-HFS,M8-1.25X20,10.9,YZ,D6921,FT	9	
5	507085010	NUT-HEXFLNG LOCK, M10-1.50,10.9,YZ,D6927	5	
6	180007696	SCREW-HCS,M10-1.50X60,8.8,YZ,(PFCN)	4	
7	18150001	*SLUG-2 DIA.-1/4"	4	
8	153896001	CABLE - GROUND 6 GA E-E 10"	1	
9	111743001	SCREW-HCS-M14-1.50X30-8.8-ZP-D961-FT	16	
10	111475001	WASHER-9/16 HARDENED	16	
11	507612025	SCREW-HFS,M10-1.50X25,10.9,YZ,ANSI,B18.2.3.9M,FT	1	

Cat 49HP Engine & Mounts (SN 16699-)

Fig 04-01R05



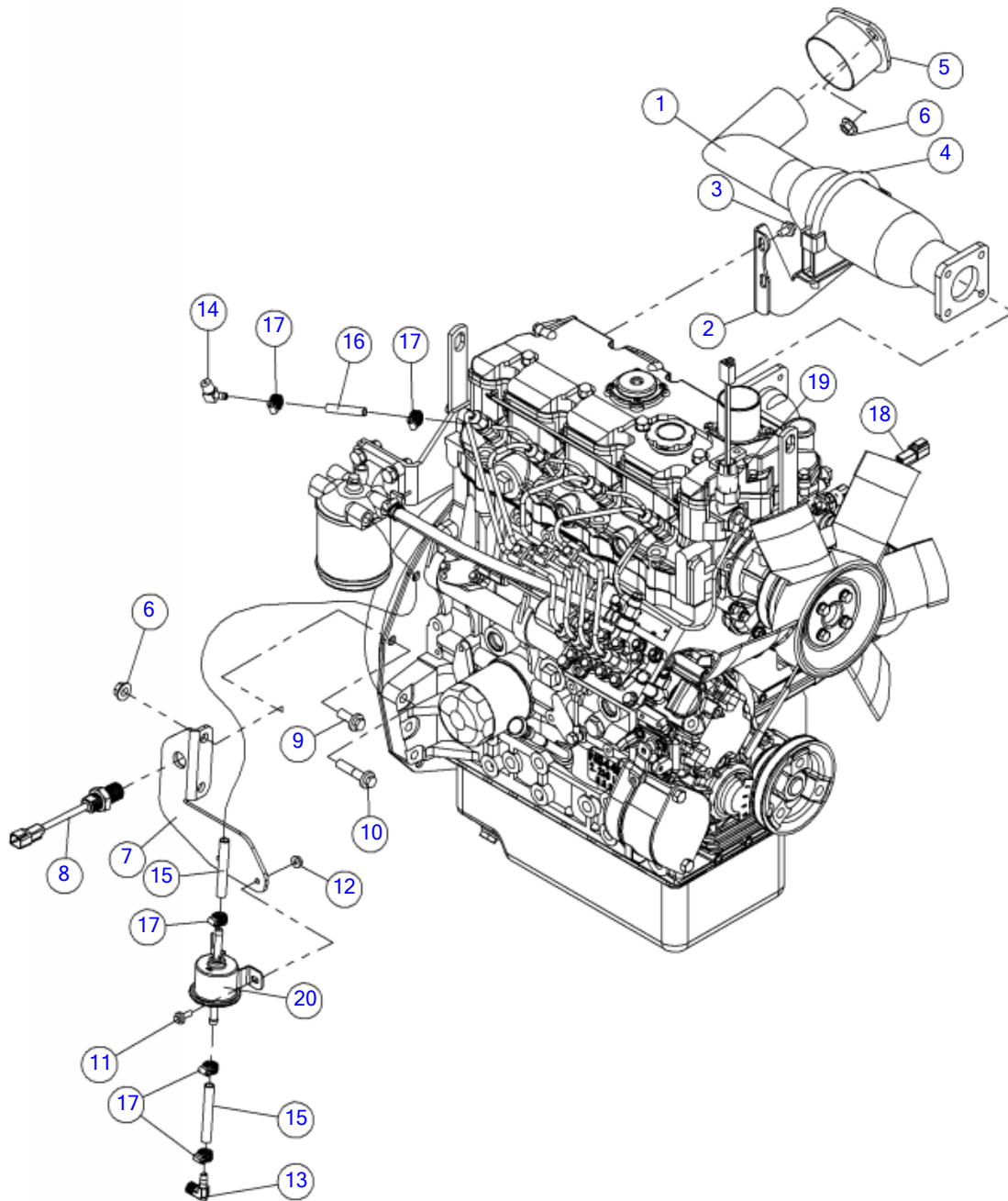
Cat 49HP Engine & Mounts (SN 16699-)

Fig 04-01R05

REF NO.	PART NO.	DESCRIPTION	QTY.	REMARKS
1	163672142	ENGINE-CAT 2.2 NA DIESEL	1	Breakdown Fig. 9-9
2	153890001	MOUNT - ENGINE	4	
3	507611020	SCREW-HFS,M8-1.25X20,10.9,YZ,D6921,FT	9	
4	507085010	NUT-HEXFLNG LOCK, M10-1.50,10.9,YZ,D6927	5	
5	18150001	SLUG-2 DIA.-1/4"	4	
6	153896001	CABLE - GROUND 6 GA E-E 10"	1	
7	111743001	SCREW-HCS-M14-1.50X30-8.8-ZP-D961-FT	8	
8	507612025	SCREW-HFS,M10-1.50X25,10.9,YZ,ANSI,B18.2.3.9M,FT	1	
9	163627863	*MOUNT - ENGINE - 49 HP	2	
10	240058001	*WASHER-FLATHARD-M14-15.5X28.0-2.4-YZ-R38	8	
11	508476065	*SCREW-HCS,M10-1.50X65,10.9,YZ,ISO4014,PT	4	

Cat 49HP Engine Accessories (SN 15079-15843)

Fig 04-02



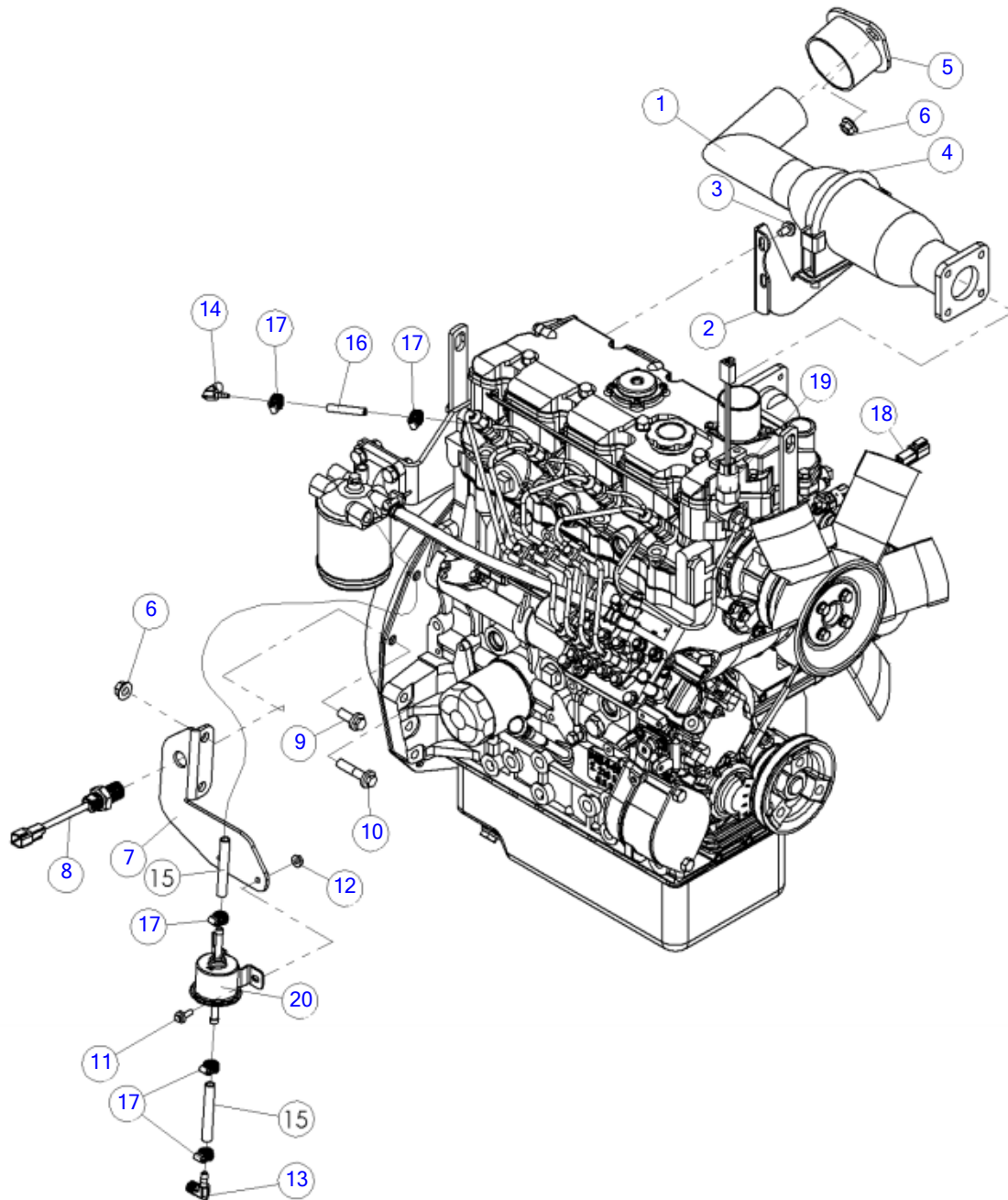
Cat 49HP Engine Accessories (SN 15079-15843)

Fig 04-02

REF NO.	PART NO.	DESCRIPTION	QTY.	REMARKS
1	163672125	EXHAUST PIPE	1	
2	163672244	BRACKET-MUFFLER	1	
3	507611012	SCREW-HFS,M8-1.25X12,10.9,YZ,D6921,FT	2	
4	2609013	CLAMP-MUFFLER 3 1/2	1	
5	163672140	PORT-EXHAUST	1	
6	507085010	NUT-HEXFLNG LOCK, M10-1.50,10.9,YZ,D6927	4	
7	163672144	MOUNT-MAG PICKUP	1	
8	163646653	MAGNETIC PICK UP - 18MM	1	
9	507612025	SCREW-HFS,M10-1.50X25,10.9,YZ,ANSI,B18.2.3.9M,FT	1	
10	507612045	SCREW-HFS,M10-1.50X45,10.9,YZ,ANSI,B18.2.3.9M,PT	1	
11	507610016	SCREW-HFS,M6-1.00X16,10.9,YZ,D6921,FT	2	
12	507085006	NUT-HEXFLNG LOCK,M6-1.00,10.9,YZ,D6927	2	
13	602037001	FITTING -1/4 PIPE 5/16 BARB 90	1	
14	155587001	FIT. - FUEL RET. 1/4NPT 1/4 BARB	1	
15	620001	HOSE - 5/16 FUEL LINE	A/R	Qty 1 = 1 Ft.
16	619001	HOSE-1/4 I.D.GASOLINE&DIESEL	A/R	Qty 1 = 1 Ft.
17	1578001	HOSE CLAMP - WORM GEAR - 1/4" - 5/8"	6	
18	163672245	SWITCH-TEMP-NC-230 DEG RISE -DEUTSCH DT	1	
19	163672246	SWITCH-OIL PRES.-NO-5 PSI FALL-DEUTSCH DT	1	
20	207872001	FILTER-FUEL 5/16" INLINE	1	

Cat 49HP Engine Accessories (SN 15079-15843)

Fig 04-02R01



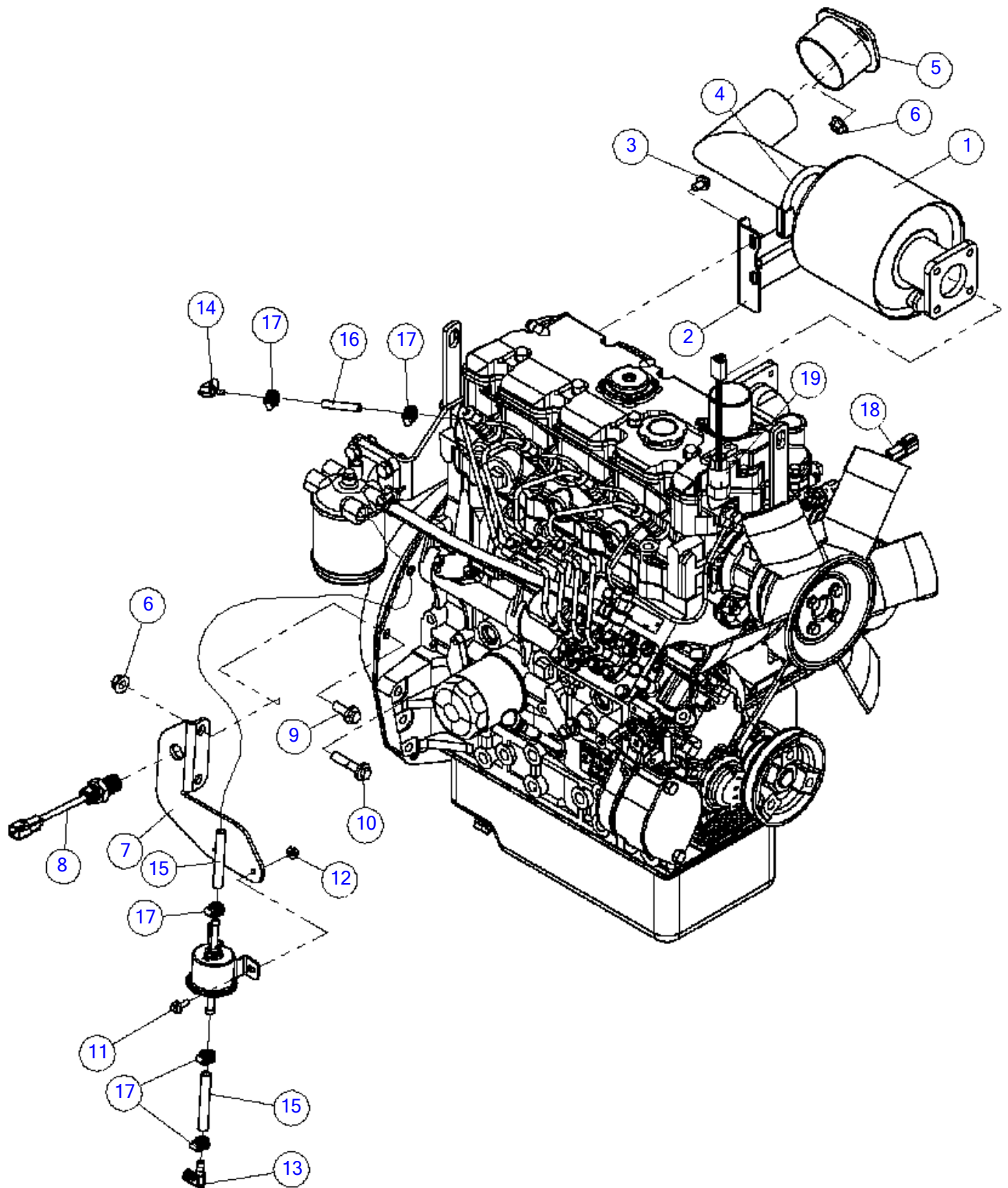
Cat 49HP Engine Accessories (SN 15079-15843)

Fig 04-02R01

REF NO.	PART NO.	DESCRIPTION	QTY.	REMARKS
1	163672125	EXHAUST PIPE	1	
2	163672244	BRACKET-MUFFLER	1	
3	507611012	SCREW-HFS,M8-1.25X12,10.9,YZ,D6921,FT	2	
4	2609013	CLAMP-MUFFLER 3 1/2	1	
5	163672140	PORT-EXHAUST	1	
6	507085010	NUT-HEXFLNG LOCK, M10-1.50,10.9,YZ,D6927	4	
7	163672144	MOUNT-MAG PICKUP	1	
8	163646653	MAGNETIC PICK UP - 18MM	1	
9	507612025	SCREW-HFS,M10-1.50X25,10.9,YZ,ANSI,B18.2.3.9M,FT	1	
10	507612045	SCREW-HFS,M10-1.50X45,10.9,YZ,ANSI,B18.2.3.9M,PT	1	
11	507610016	SCREW-HFS,M6-1.00X16,10.9,YZ,D6921,FT	2	
12	507085006	NUT-HEXFLNG LOCK,M6-1.00,10.9,YZ,D6927	2	
13	602037001	FITTING -1/4 PIPE 5/16 BARB 90	1	
14	163672409	*FITTING-90-3MHB-4MNPT-BR	1	
15	620001	HOSE - 5/16 FUEL LINE	A/R	Qty 1 = 1 Ft.
16	4247001	*HOSE-3/16"LP	A/R	Qty 1 = 1 Ft.
17	1578001	HOSE CLAMP - WORM GEAR - 1/4" - 5/8"	6	
18	163672245	SWITCH-TEMP-NC-230 DEG RISE -DEUTSCH DT	1	
19	163672246	SWITCH-OIL PRES.-NO-5 PSI FALL-DEUTSCH DT	1	
20	207872001	FILTER-FUEL 5/16" INLINE	1	

Cat 49HP Engine Accessories (SN 15844-)

Fig 04-02R02



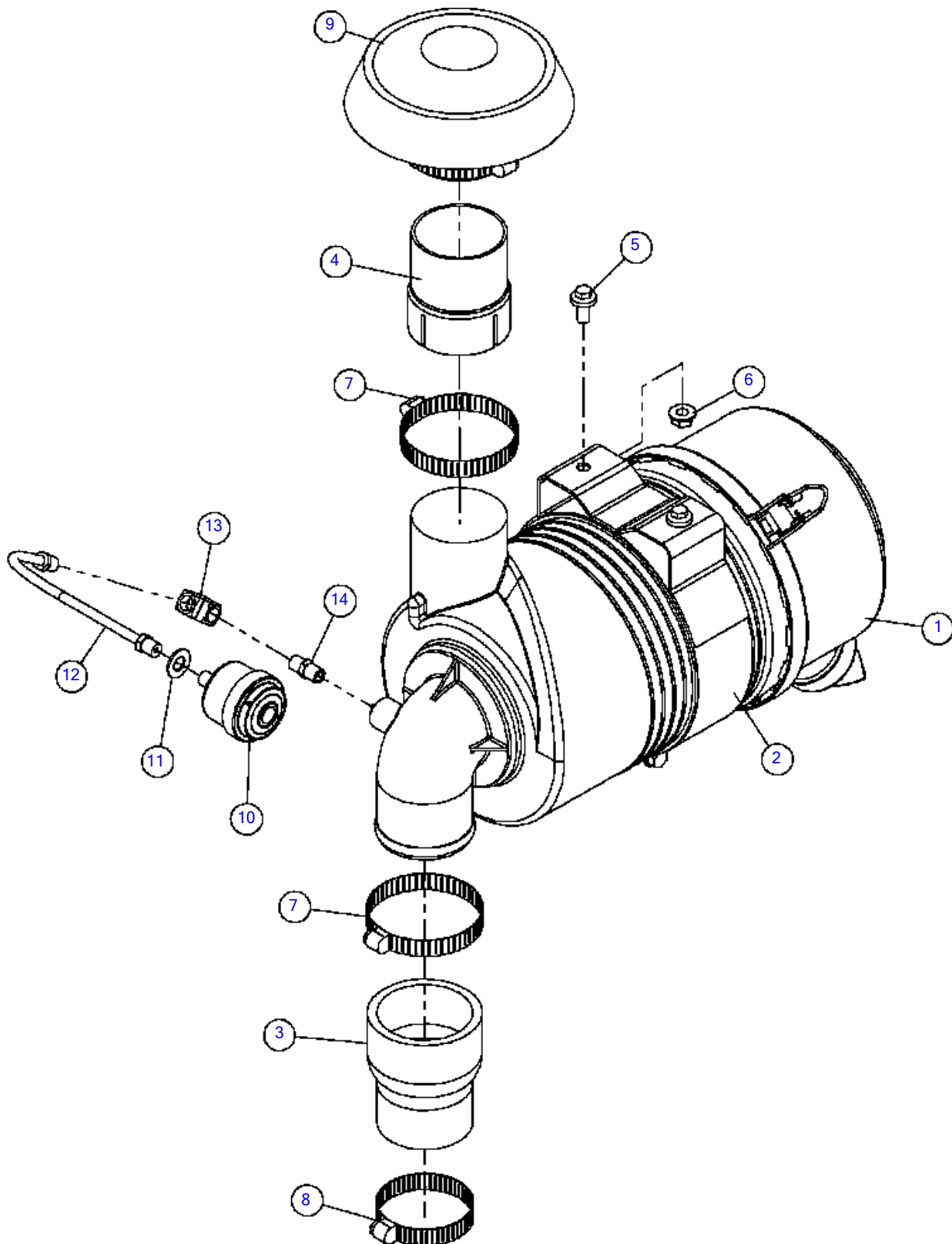
Cat 49HP Engine Accessories (SN 15844-)

Fig 04-02R02

REF NO.	PART NO.	DESCRIPTION	QTY.	REMARKS
1	163672450	*EXHAUST-SPARK ARRESTOR DONALDSON	1	
2	163672452	*BRACKET-MUFFLER MOUNT	1	
3	507611012	SCREW-HFS,M8-1.25X12,10.9,YZ,D6921,FT	2	
4	154678001	*MUFFLER CLAMP - 3/8 X 16 - 2 1/4	1	
5	163672140	PORT-EXHAUST	1	
6	507085010	NUT-HEXFLNG LOCK, M10-1.50,10.9,YZ,D6927	4	
7	163672144	MOUNT-MAG PICKUP	1	
8	163646653	MAGNETIC PICK UP - 18MM	1	
9	507612025	SCREW-HFS,M10-1.50X25,10.9,YZ,ANSI,B18.2.3.9M,FT	1	
10	507612045	SCREW-HFS,M10-1.50X45,10.9,YZ,ANSI,B18.2.3.9M,PT	1	
11	507610016	SCREW-HFS,M6-1.00X16,10.9,YZ,D6921,FT	2	
12	507085006	NUT-HEXFLNG LOCK,M6-1.00,10.9,YZ,D6927	2	
13	602037001	FITTING -1/4 PIPE 5/16 BARB 90	1	
14	163672409	FITTING-90-3MHB-4MNPT-BR	1	
15	620001	HOSE - 5/16 FUEL LINE	A/R	Qty 1 = 1 Ft.
16	4247001	HOSE-3/16"LP	A/R	Qty 1 = 1 Ft.
17	1578001	HOSE CLAMP - WORM GEAR - 1/4" - 5/8"	6	
18	163672245	SWITCH-TEMP-NC-230 DEG RISE -DEUTSCH DT	1	
19	163672246	SWITCH-OIL PRES.-NO-5 PSI FALL-DEUTSCH DT	1	

Cat 49HP Air Cleaner (SN 15079-16930)

Fig 04-03



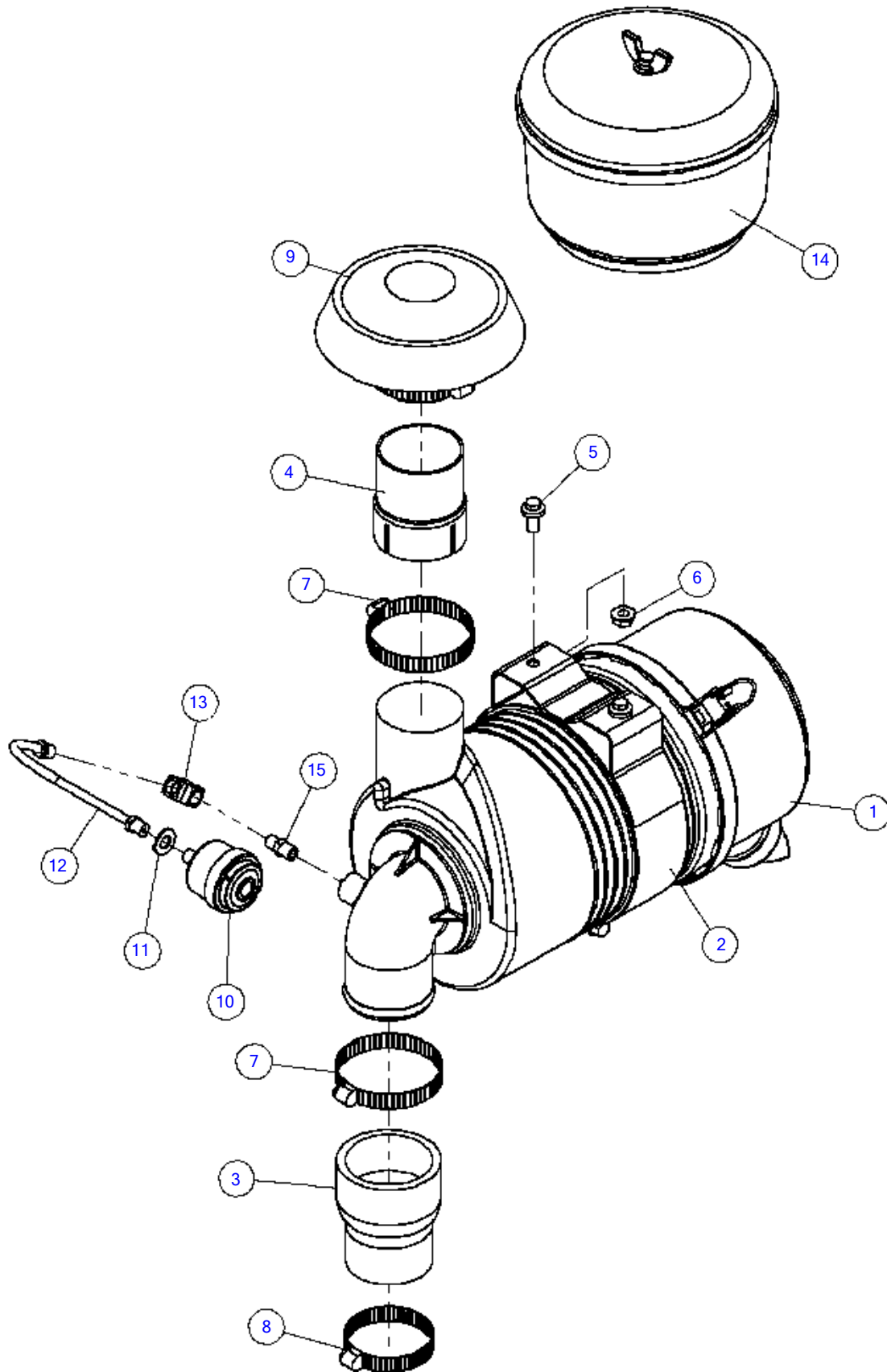
Cat 49HP Air Cleaner (SN 15079-16930)

Fig 04-03

REF NO.	PART NO.	DESCRIPTION	QTY.	REMARKS
1	143036001	AIR CLEANER - 6", 90 DEG OUTLET	1	Breakdown Fig. 9-7
2	143055001	BAND , MOUNTING - AIR CLEANER	1	
3	163672234	ADAPTER-RUBBER-2.0" X 2.5" X 3.5" LENGTH	1	
4	163663517	TUBE-AIR CLEANER	1	
5	507611016	SCREW-HFS,M8-1.25X16,10.9,YZ,D6921,FT	2	
6	507085008	NUT-HEXFLNG LOCK,M8-1.25,10.9,YZ,D6927	2	
7	148995001	CLAMP - HOSE 3" LINED #5340	2	
8	148994001	CLAMP - HOSE 2.5" LINED #5332	1	
9	207343001	CAP-AIR CLEANER GAH00-1378	1	
10	180013106	INDICATOR-AIR FILTER	1	
11	235713001	WASHER - FLATSTRL - .38 - .41 X .81 - .06-YA-A325	1	
12	59245011	HOSE-1/8MX1/8M-10 (100R7)	1	
13	93393001	FITTING-1/8"X90 DEG.ELBOW	1	
14		FITTING - 1/8 - 27 NPT W/FILTER	1	NSS Inc. with Ref. 10

Cat 49HP Air Cleaner SN (15079-16930)

Fig 04-03R01



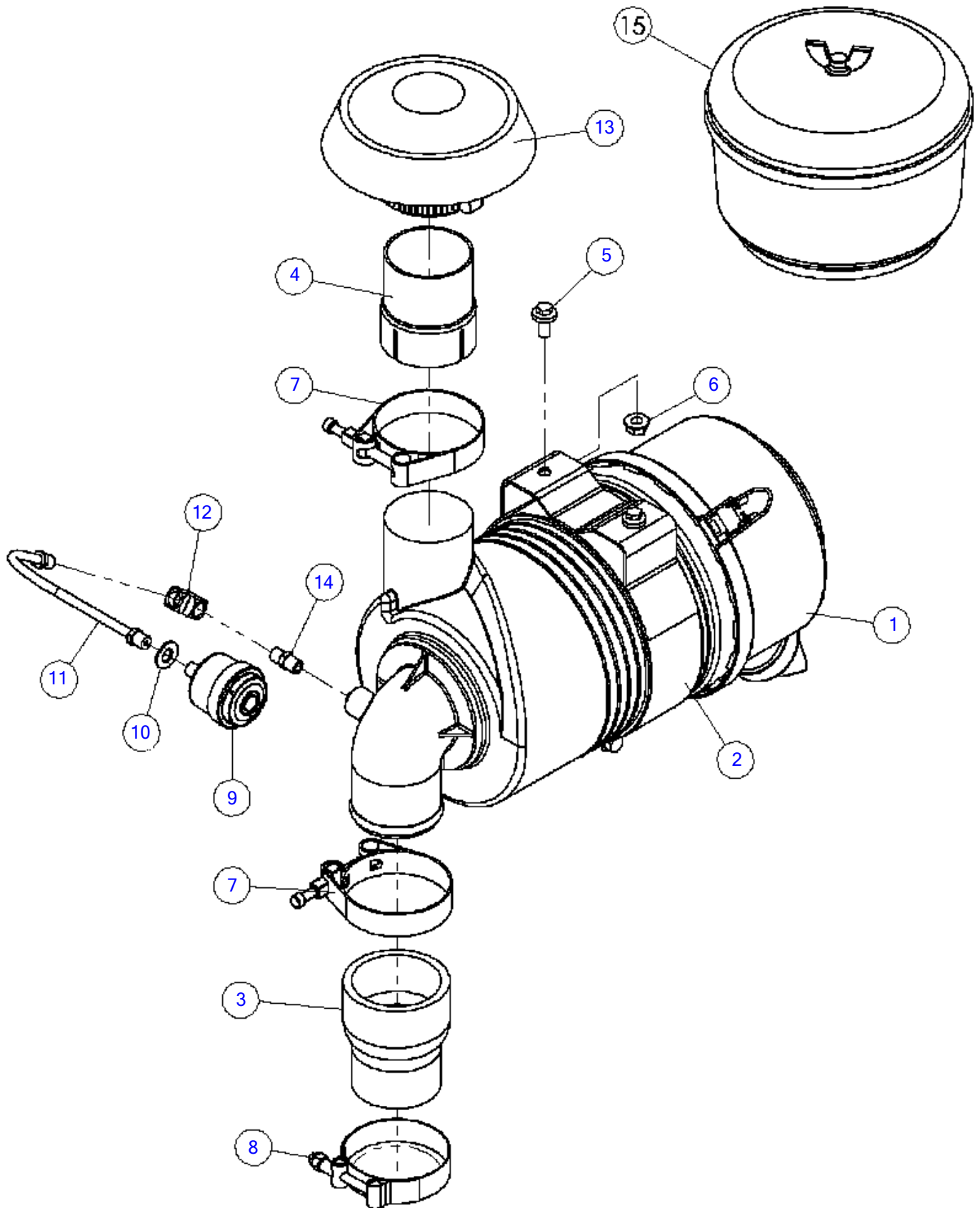
Cat 49HP Air Cleaner SN (15079-16930)

Fig 04-03R01

REF NO.	PART NO.	DESCRIPTION	QTY.	REMARKS
1	143036001	AIR CLEANER - 6", 90 DEG OUTLET	1	Breakdown Fig. 9-7
2	143055001	BAND , MOUNTING - AIR CLEANER	1	
3	163672234	ADAPTER-RUBBER-2.0" X 2.5" X 3.5" LENGTH	1	
4	163663517	TUBE-AIR CLEANER	1	
5	507611016	SCREW-HFS,M8-1.25X16,10.9,YZ,D6921,FT	2	
6	507085008	NUT-HEXFLNG LOCK,M8-1.25,10.9,YZ,D6927	2	
7	148995001	CLAMP - HOSE 3" LINED #5340	2	
8	148994001	CLAMP - HOSE 2.5" LINED #5332	1	
9	207343001	CAP-AIR CLEANER GAH00-1378	1	
10	180013106	INDICATOR-AIR FILTER	1	
11	235713001	WASHER - FLATSTRL - .38 - .41 X .81 - .06-YA-A325	1	
12	59245011	HOSE-1/8MX1/8M-10 (100R7)	1	
13	93393001	FITTING-1/8"X90 DEG.ELBOW	1	
14	115837001	*AIR CLEANER-FULL VIEW	1	Optional
15		FITTING - 1/8 - 27 NPT W/FILTER	1	NSS Inc. with Ref. 10

Cat 49HP Air Cleaner (SN 16931-17080)

Fig 04-03R02



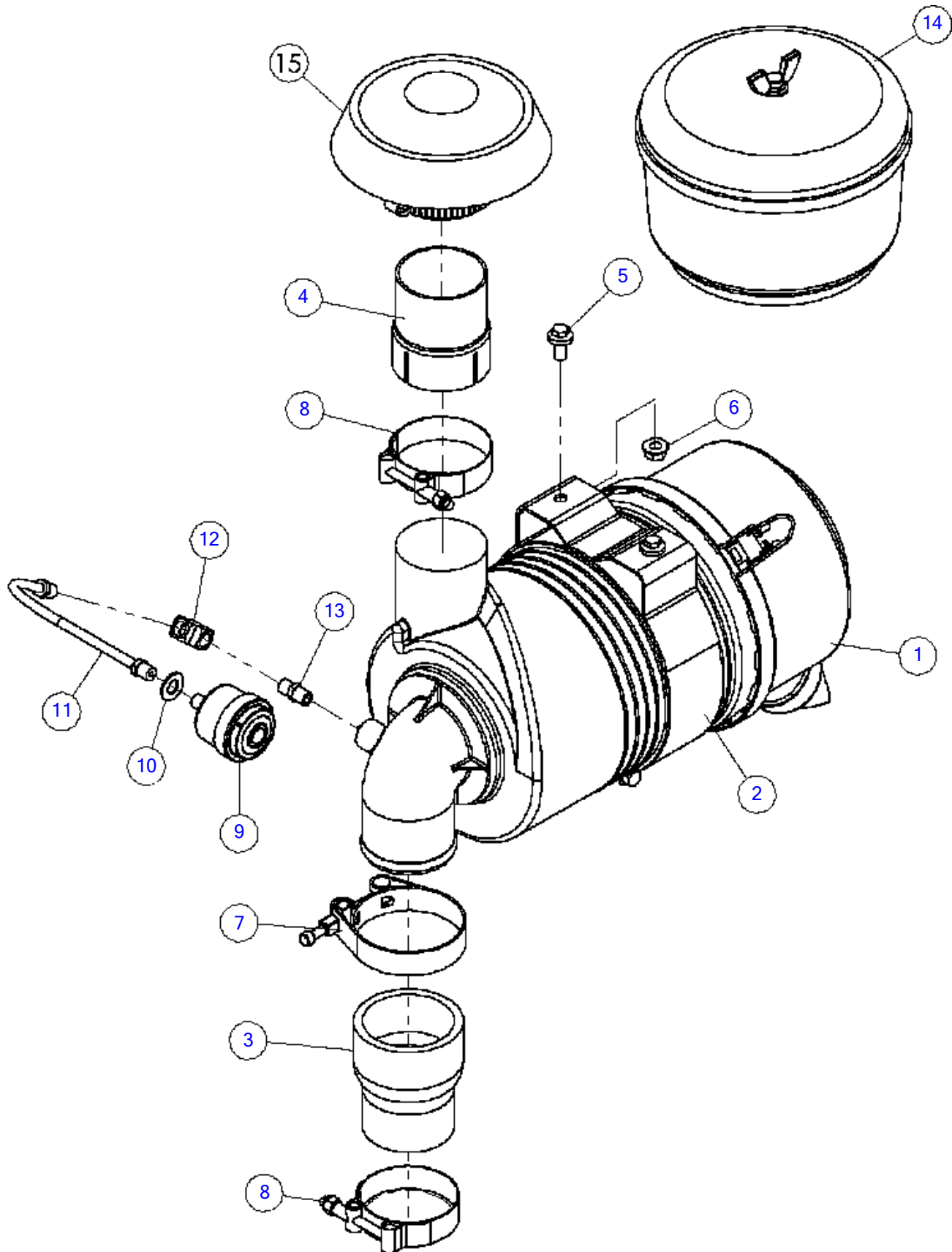
Cat 49HP Air Cleaner (SN 16931-17080)

Fig 04-03R02

REF NO.	PART NO.	DESCRIPTION	QTY.	REMARKS
1	143036001	AIR CLEANER - 6", 90 DEG OUTLET	1	Breakdown Fig. 9-7
2	143055001	BAND , MOUNTING - AIR CLEANER	1	
3	163672234	ADAPTER-RUBBER-2.0" X 2.5" X 3.5" LENGTH	1	
4	163663517	TUBE-AIR CLEANER	1	
5	507611016	SCREW-HFS,M8-1.25X16,10.9,YZ,D6921,FT	2	
6	507085008	NUT-HEXFLNG LOCK,M8-1.25,10.9,YZ,D6927	2	
7	101514001	CLAMP-3IN. T-BOLT	2	
8	267535001	T- BOLT 2.5"	1	
9	180013106	INDICATOR-AIR FILTER	1	
10	235713001	WASHER - FLATSTRL - .38 - .41 X .81 - .06-YA-A325	1	
11	59245011	HOSE-1/8MX1/8M-10 (100R7)	1	
12	93393001	FITTING-1/8"X90 DEG.ELBOW	1	
13	207343001	CAP-AIR CLEANER GAH00-1378	1	
14		FITTING - 1/8 - 27 NPT W/FILTER	1	NSS Inc. with Ref. 10
15	115837001	AIR CLEANER-FULL VIEW	1	Optional

Cat 49HP Air Cleaner (SN 17081-17625)

Fig 04-03R03



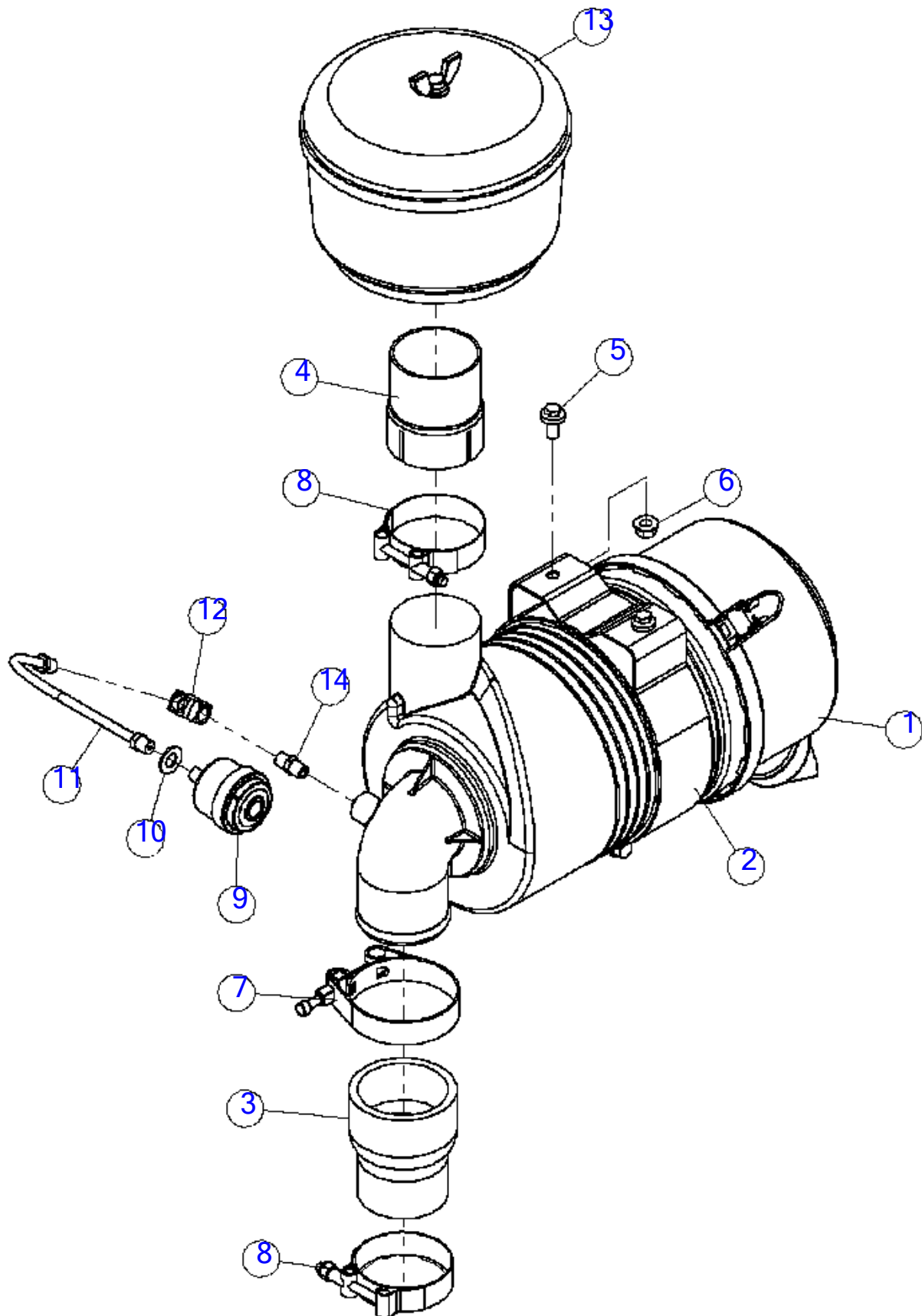
Cat 49HP Air Cleaner (SN 17081-17625)

Fig 04-03R03

REF NO.	PART NO.	DESCRIPTION	QTY.	REMARKS
1	143036001	AIR CLEANER - 6", 90 DEG OUTLET	1	Breakdown Fig. 9-7
2	143055001	BAND , MOUNTING - AIR CLEANER	1	
3	163672234	ADAPTER-RUBBER-2.0" X 2.5" X 3.5" LENGTH	1	
4	163663517	TUBE-AIR CLEANER	1	
5	507611016	SCREW-HFS,M8-1.25X16,10.9,YZ,D6921,FT	2	
6	507085008	NUT-HEXFLNG LOCK,M8-1.25,10.9,YZ,D6927	2	
7	101514001	*CLAMP-3IN. T-BOLT	1	
8	180011644	*CLAMP-2" T-BAR	2	
9	180013106	INDICATOR-AIR FILTER	1	
10	235713001	WASHER - FLATSTRL - .38 - .41 X .81 - .06-YA-A325	1	
11	59245011	HOSE-1/8MX1/8M-10 (100R7)	1	
12	93393001	FITTING-1/8"X90 DEG.ELBOW	1	
13		FITTING - 1/8 - 27 NPT W/FILTER	1	NSS Inc. with Ref. 10
14	115837001	AIR CLEANER-FULL VIEW	1	Optional
15	207343001	CAP-AIR CLEANER GAH00-1378	1	

Cat 49HP Air Cleaner (SN 17626-)

Fig 04-03R04



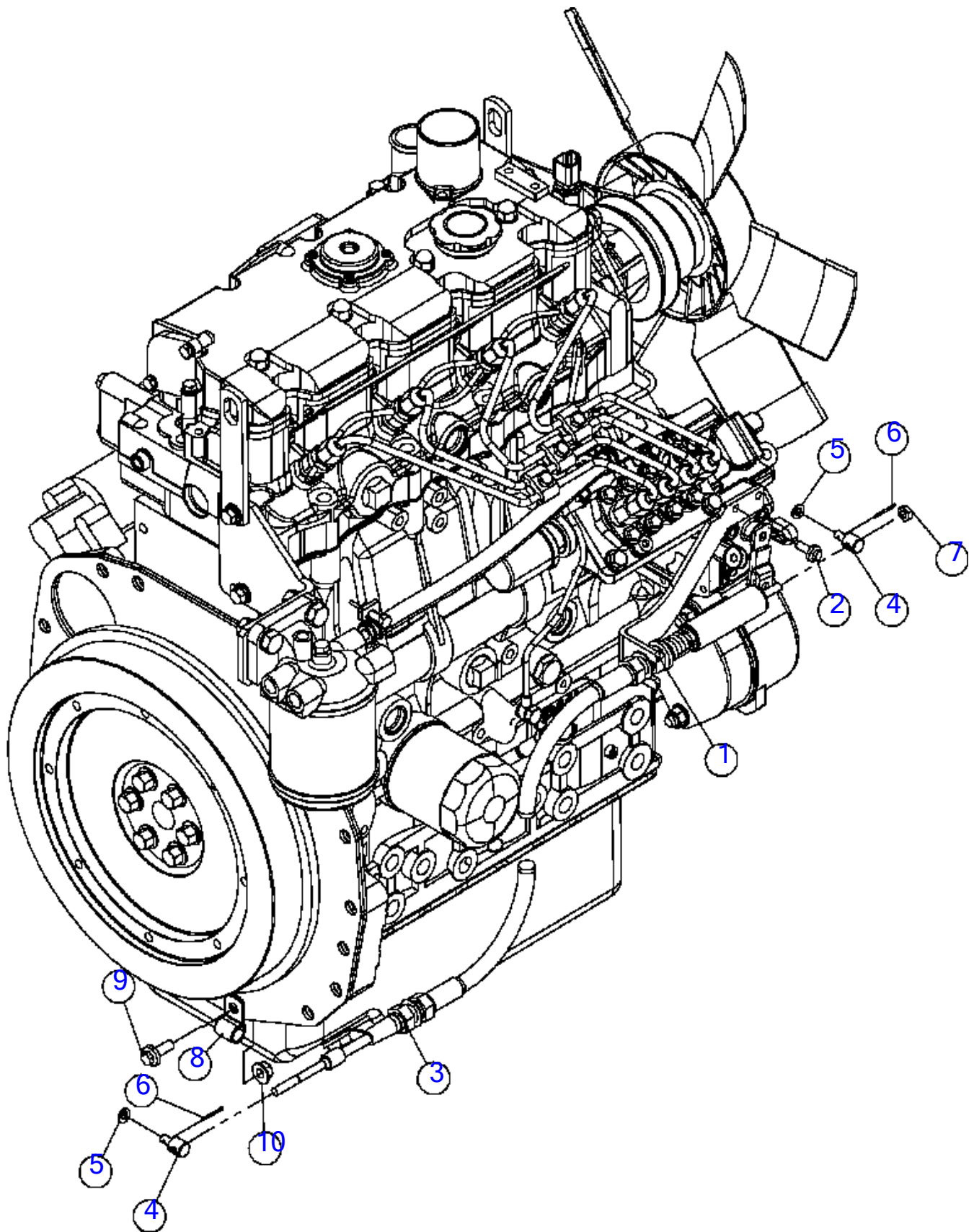
Cat 49HP Air Cleaner (SN 17626-)

Fig 04-03R04

REF NO.	PART NO.	DESCRIPTION	QTY.	REMARKS
1	143036001	AIR CLEANER - 6", 90 DEG OUTLET	1	Breakdown Fig. 9-7
2	143055001	BAND , MOUNTING - AIR CLEANER	1	
3	163672234	ADAPTER-RUBBER-2.0" X 2.5" X 3.5" LENGTH	1	
4	163663517	TUBE-AIR CLEANER	1	
5	507611016	SCREW-HFS,M8-1.25X16,10.9,YZ,D6921,FT	2	
6	507085008	NUT-HEXFLNG LOCK,M8-1.25,10.9,YZ,D6927	2	
7	101514001	CLAMP-3IN. T-BOLT	1	
8	180011644	CLAMP-2" T-BAR	2	
9	180013106	INDICATOR-AIR FILTER	1	
10	235713001	WASHER - FLATSTRL - .38 - .41 X .81 - .06-YA-A325	1	
11	59245011	HOSE-1/8MX1/8M-10 (100R7)	1	
12	93393001	FITTING-1/8"X90 DEG.ELBOW	1	
13	115837001	AIR CLEANER-FULL VIEW	1	
14		FITTING - 1/8 - 27 NPT W/FILTER	1	NSS Inc. with Ref. 10

Cat 49HP Throttle

Fig 04-04



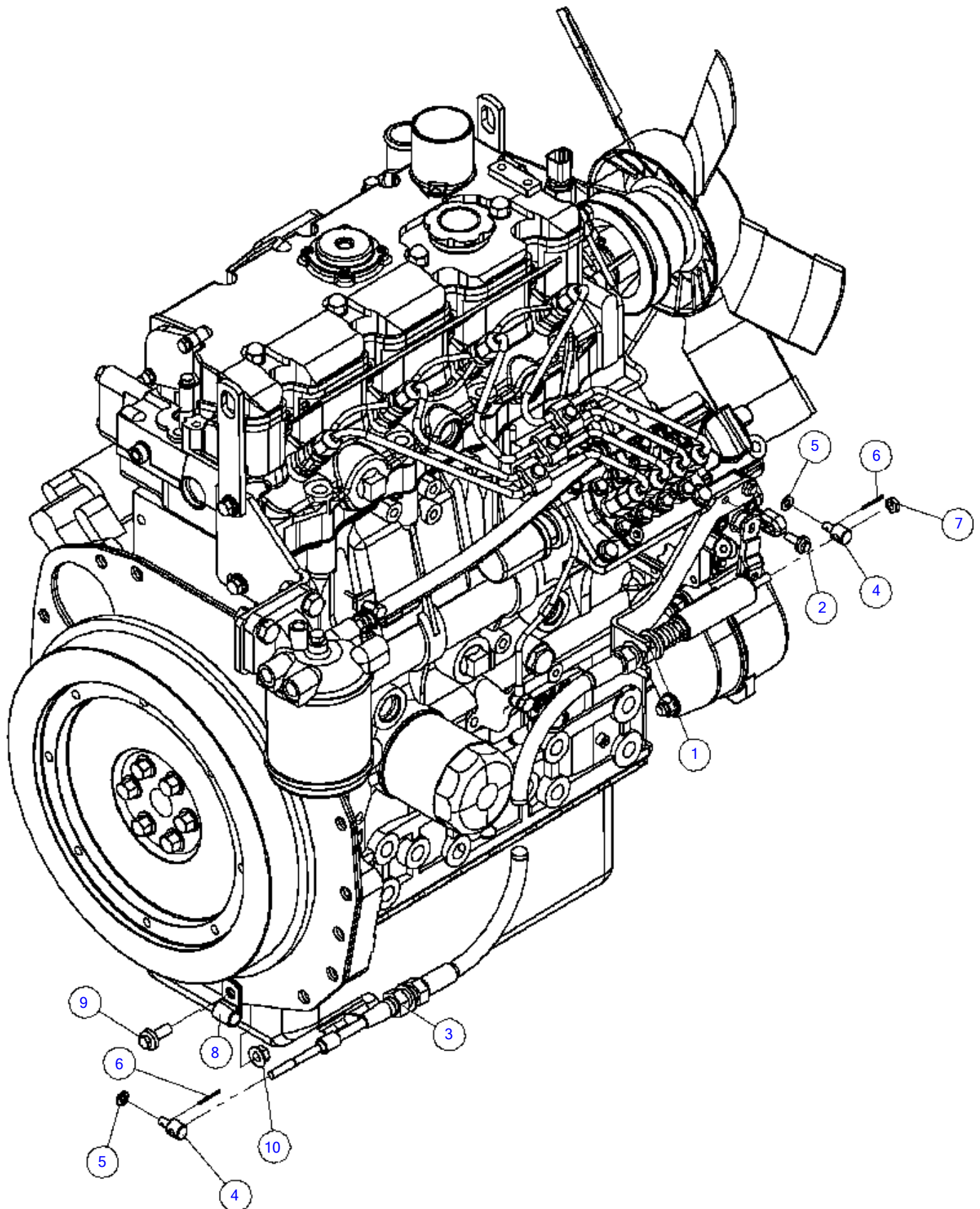
Cat 49HP Throttle

Fig 04-04

REF NO.	PART NO.	DESCRIPTION	QTY.	REMARKS
1	163672159	MOUNT - THROTTLE CABLE	1	
2	507610016	SCREW-HFS,M6-1.00X16,10.9,YZ,D6921,FT	2	
3	163672235	CABLE-56" THROTTLE W/SPRING	1	
4	180008105	CABLE PIVOT - 1/4-28, 1/4PIN, 1/4MT	2	
5	15694001	WASHER-#6M FLAT	2	
6	504664001	PIN-COTTER 1/16 X 3/4	2	
7	14881001	NUT-1/4-28 NF HEX JAM	1	
8	2595001	HOSE CLAMP - TS7FR 1/2"	1	
9	507611020	SCREW-HFS,M8-1.25X20,10.9,YZ,D6921,FT	1	
10	507085008	NUT-HEXFLNG LOCK,M8-1.25,10.9,YZ,D6927	1	

Cat 49HP Throttle - LHC

Fig 04-04X01



Cat 49HP Throttle - LHC

Fig 04-04X01

REF NO.	PART NO.	DESCRIPTION	QTY.	REMARKS
1	163672159	MOUNT - THROTTLE CABLE	1	
2	507610016	SCREW-HFS,M6-1.00X16,10.9,YZ,D6921,FT	2	
3	163672410	CABLE-CONTROL-62"THROTTLE W/SPRING	1	
4	180008105	CABLE PIVOT - 1/4-28, 1/4PIN, 1/4MT	2	
5	15694001	WASHER-#6M FLAT	2	
6	504664001	PIN-COTTER 1/16 X 3/4	2	
7	14881001	NUT-1/4-28 NF HEX JAM	1	
8	2595001	HOSE CLAMP - TS7FR 1/2"	1	
9	507611020	SCREW-HFS,M8-1.25X20,10.9,YZ,D6921,FT	1	
10	507085008	NUT-HEXFLNG LOCK,M8-1.25,10.9,YZ,D6927	1	

Cat 49HP Radiator

Fig 04-05

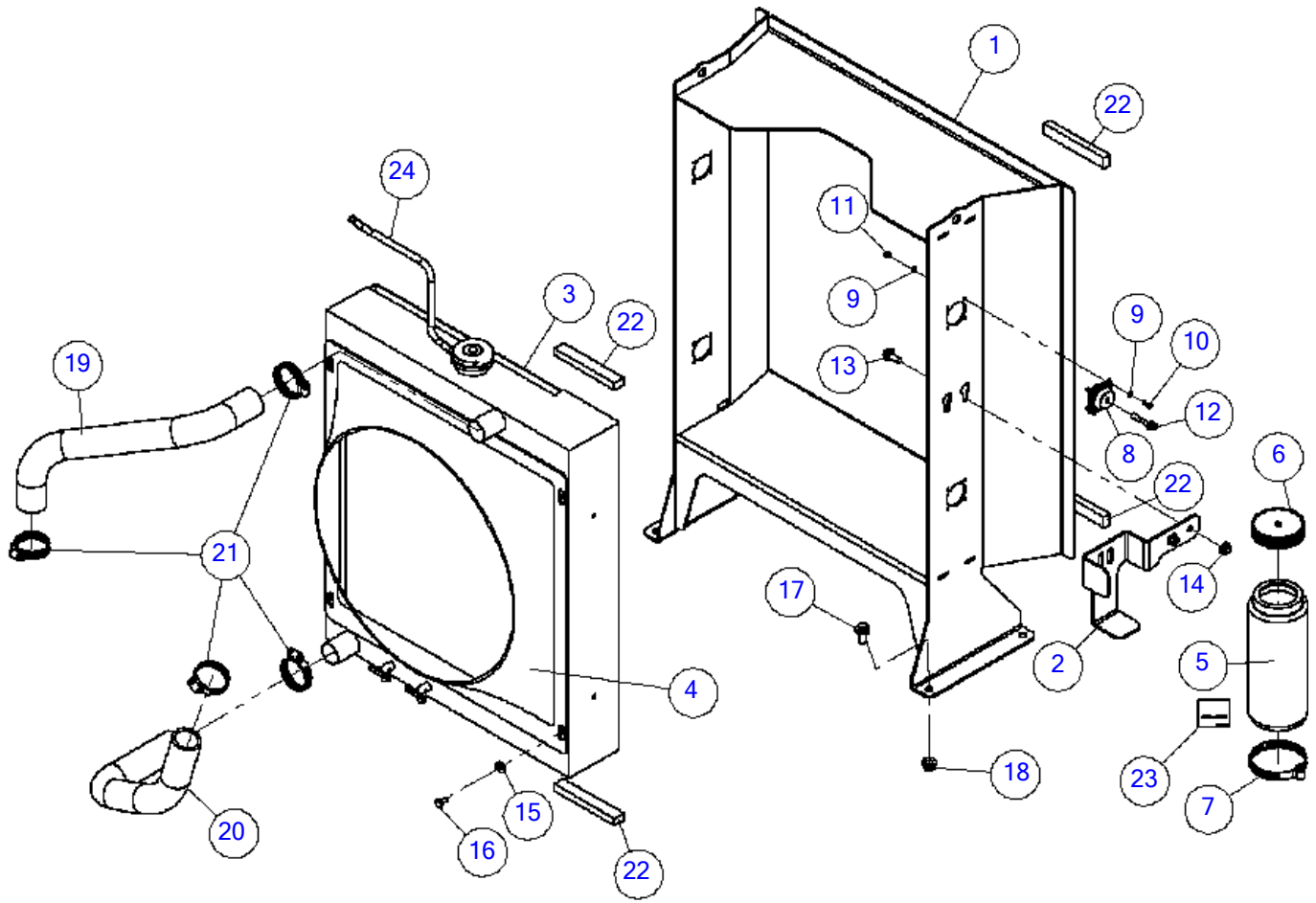


ILLUSTRATION NO: 163672174 Do Not Order

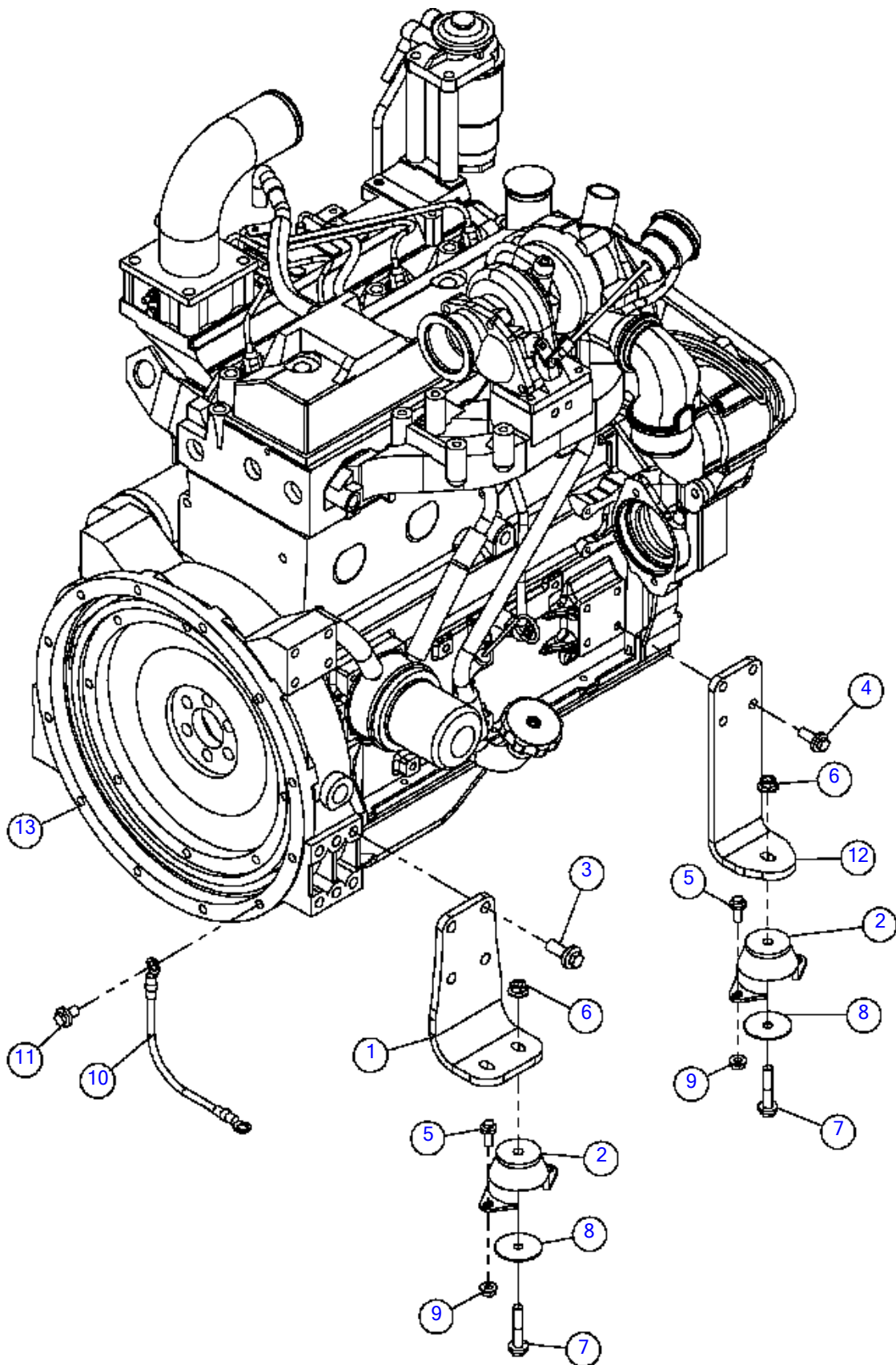
Cat 49HP Radiator

Fig 04-05

REF NO.	PART NO.	DESCRIPTION	QTY.	REMARKS
1	163672171	MOUNT - LOW HP RADIATOR	1	
2	163672173	HOLDER - COOLANT BOTTLE	1	
3	180008816	RADIATOR - 20.12 X 23.50 - PLUS CAP 13PSI	1	
4	143009001	SHROUD ENGINE FAN	1	
5	149002001	BOTTLE - 32 OZ. COOL. REC. HDPE	1	
6	149003001	CAP - COOL. REC. BOTTLE P.E.	1	
7	1580015	HOSE CLAMP - WORM GEAR - 2 9/16" - 3 1/2"	1	
8	163677979	MOUNT - ISOLATOR 4 BOLT SILICONE 50 LB	4	
9	506046004	WASHER-FLAT,M4 ,YZ,D125A	32	
10	506029012	SCREW-HCS,M4-.70X12,8.8,YZ,D933,FT	16	
11	506043004	NUT-HEX,NYL,M4 -.70,YZ,D985	16	
12	4473014	BOLT - 1/4-20X1 1/2 FLG WHIZ	4	
13	507611020	SCREW-HFS,M8-1.25X20,10.9,YZ,D6921,FT	2	
14	507085008	NUT-HEXFLNG LOCK,M8-1.25,10.9,YZ,D6927	2	
15	507086006	WASHER-FLAT,M6, LARGE RIM, DIN9021	4	
16	350004	BOLT - 1/4-20X1/2 HHCS GR5 PLATED	4	
17	507612020	SCREW-HFS,M10-1.50X20,10.9,YZ,ANSI,B18.2.3.9M,FT	4	
18	507085010	NUT-HEXFLNG LOCK, M10-1.50,10.9,YZ,D6927	4	
19	163621091	HOSE - RADIATOR - UPPER	1	
20	118228001	HOSE-LOWER RADIATOR 1.38 ID	1	
21	1580007	HOSE CLAMP - 1 1/2"	4	
22	163677893	FOAM 1/2 X 3/4 50FT PER BULK ROLL	4	
23	7000a186	DECAL-ENG. COOLANT LEVEL (AT)	1	
24	619001	HOSE-1/4 I.D.GASOLINE&DIESEL	A/R	Qty. 1 = 1 Ft.

Cummins 85HP Engine & Mounts (SN 15079- 15475)

Fig 04-06



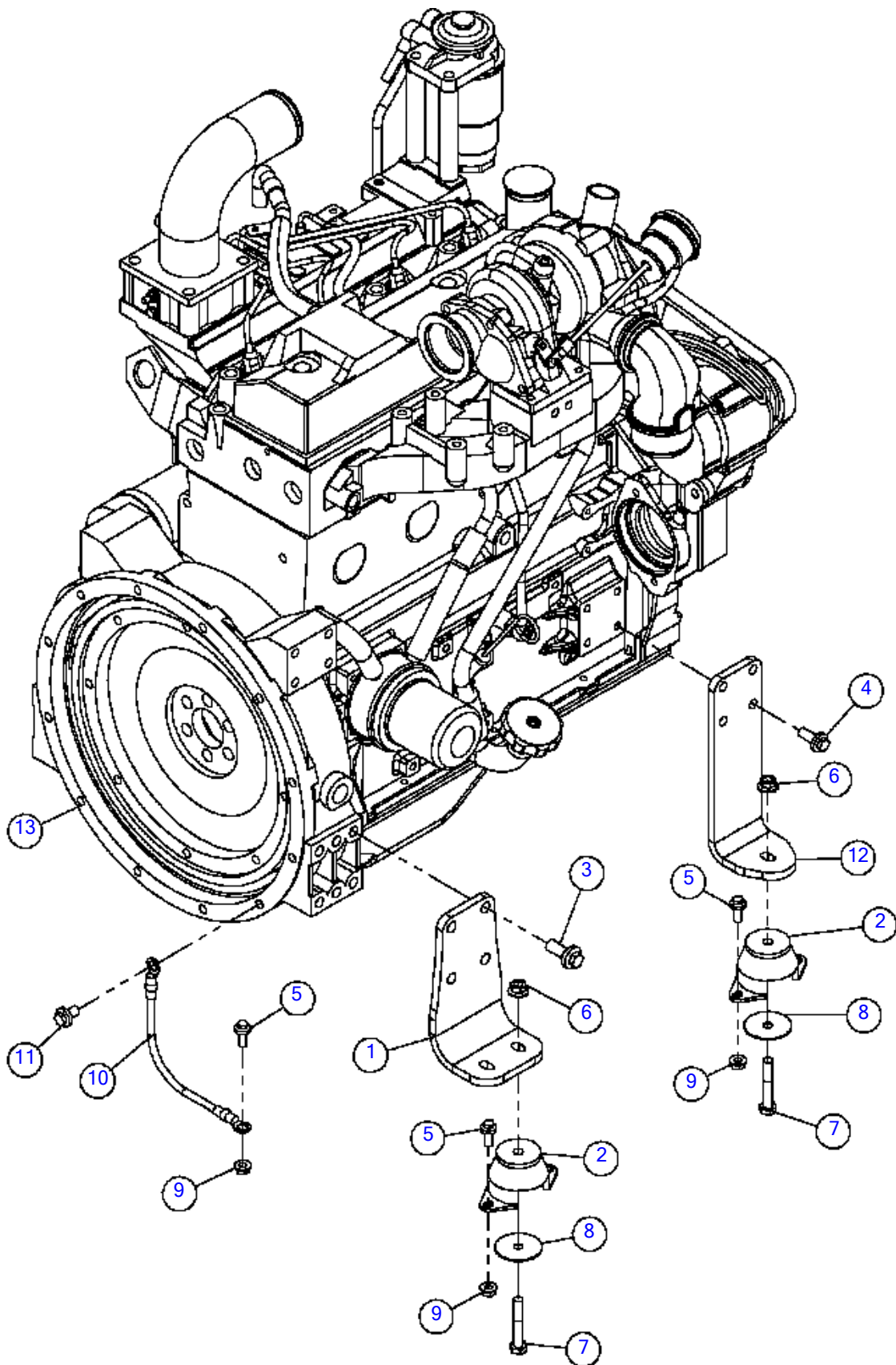
Cummins 85HP Engine & Mounts (SN 15079- 15475)

Fig 04-06

REF NO.	PART NO.	DESCRIPTION	QTY.	REMARKS
1	180012426	MOUNT - REAR 3.3 ENGINE	2	
2	153890001	MOUNT - ENGINE	4	
3	507613030	SCREW-HFS,M12-1.75X30,10.9,YZ,ANSI,B18.2.3.9M,PT	8	
4	507612025	SCREW-HFS,M10-1.50X25,10.9,YZ,ANSI,B18.2.3.9M,FT	8	
5	507611020	SCREW-HFS,M8-1.25X20,10.9,YZ,D6921,FT	8	
6	507085010	NUT-HEXFLNG LOCK, M10-1.50,10.9,YZ,D6927	4	
7	507612050	SCREW-HFS,M10-1.50X50,10.9,YZ,ANSI,B18.2.3.9M,PT	4	
8	153891001	WASHER - MOUNT	4	
9	507085008	NUT-HEXFLNG LOCK,M8-1.25,10.9,YZ,D6927	4	
10	153896001	CABLE - GROUND 6 GA E-E 10"	1	
11	507612016	SCREW-HFS,M10-1.50X16,10.9,YZ,ANSI,B18.2.3.9M,FT	1	
12	163672153	MOUNT - ENGINE - CUMMINS 85 HP	2	
13	180013204	ENGINE-CUMMINS 85 HP	1	Breakdown Fig. 9-10

Cummins 85HP Engine & Mounts (SN 15079- 15475)

Fig 04-06R01



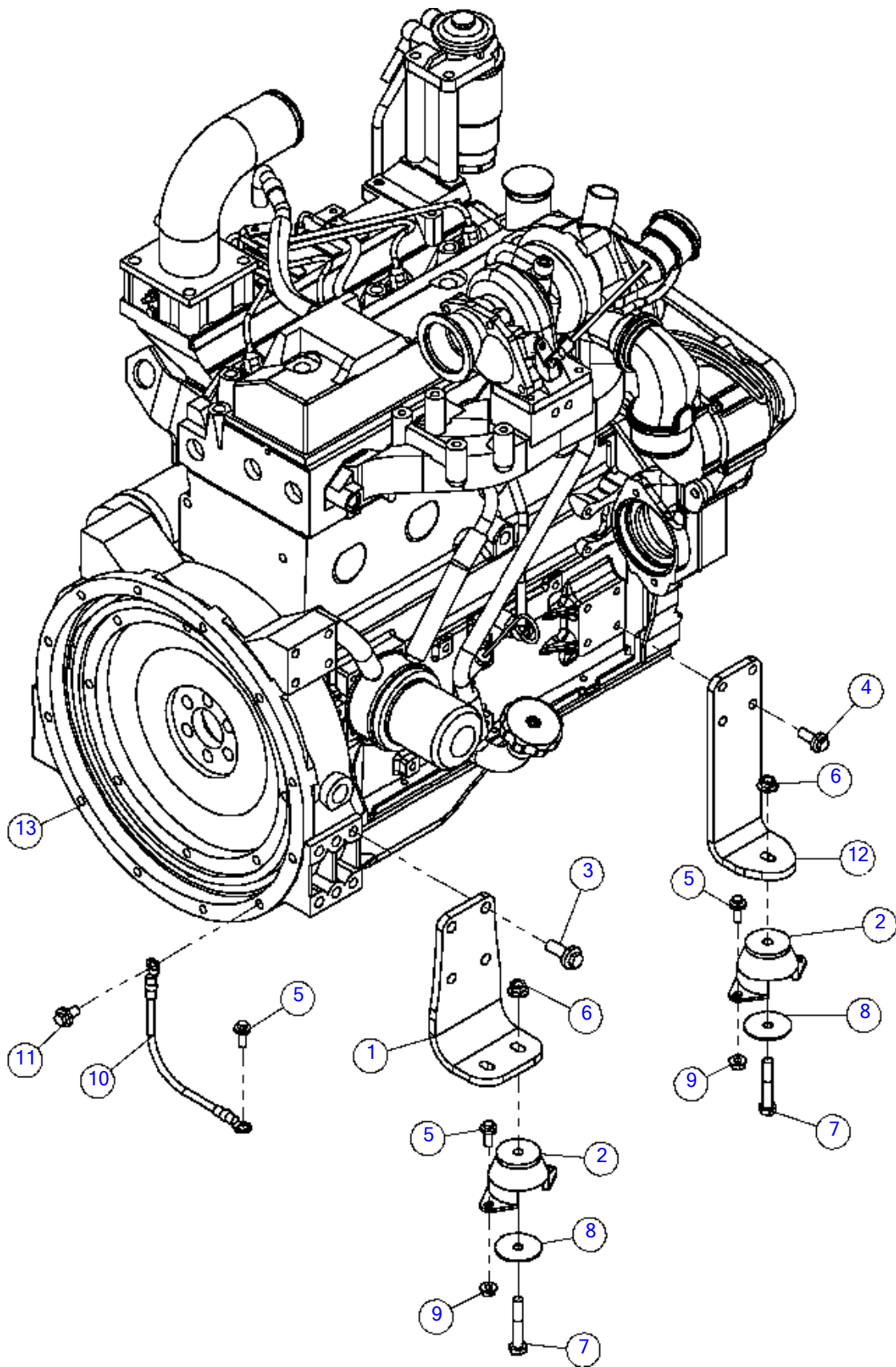
Cummins 85HP Engine & Mounts (SN 15079- 15475)

Fig 04-06R01

REF NO.	PART NO.	DESCRIPTION	QTY.	REMARKS
1	180012426	MOUNT - REAR 3.3 ENGINE	2	
2	153890001	MOUNT - ENGINE	4	
3	507613030	SCREW-HFS,M12-1.75X30,10.9,YZ,ANSI,B18.2.3.9M,PT	8	
4	507612025	SCREW-HFS,M10-1.50X25,10.9,YZ,ANSI,B18.2.3.9M,FT	8	
5	507611020	SCREW-HFS,M8-1.25X20,10.9,YZ,D6921,FT	9	
6	507085010	NUT-HEXFLNG LOCK, M10-1.50,10.9,YZ,D6927	4	
7	180007696	*SCREW-HCS,M10-1.50X60,8.8,YZ,(PFCN)	4	
8	153891001	WASHER - MOUNT	4	
9	507085008	NUT-HEXFLNG LOCK,M8-1.25,10.9,YZ,D6927	5	
10	153896001	CABLE - GROUND 6 GA E-E 10"	1	
11	507612016	SCREW-HFS,M10-1.50X16,10.9,YZ,ANSI,B18.2.3.9M,FT	1	
12	163672153	MOUNT - ENGINE - CUMMINS 85 HP	2	
13	180013204	ENGINE-CUMMINS 85 HP	1	Breakdown Fig. 9-10

Cummins 85HP Engine & Mounts (SN 15079- 15475)

Fig 04-06R02



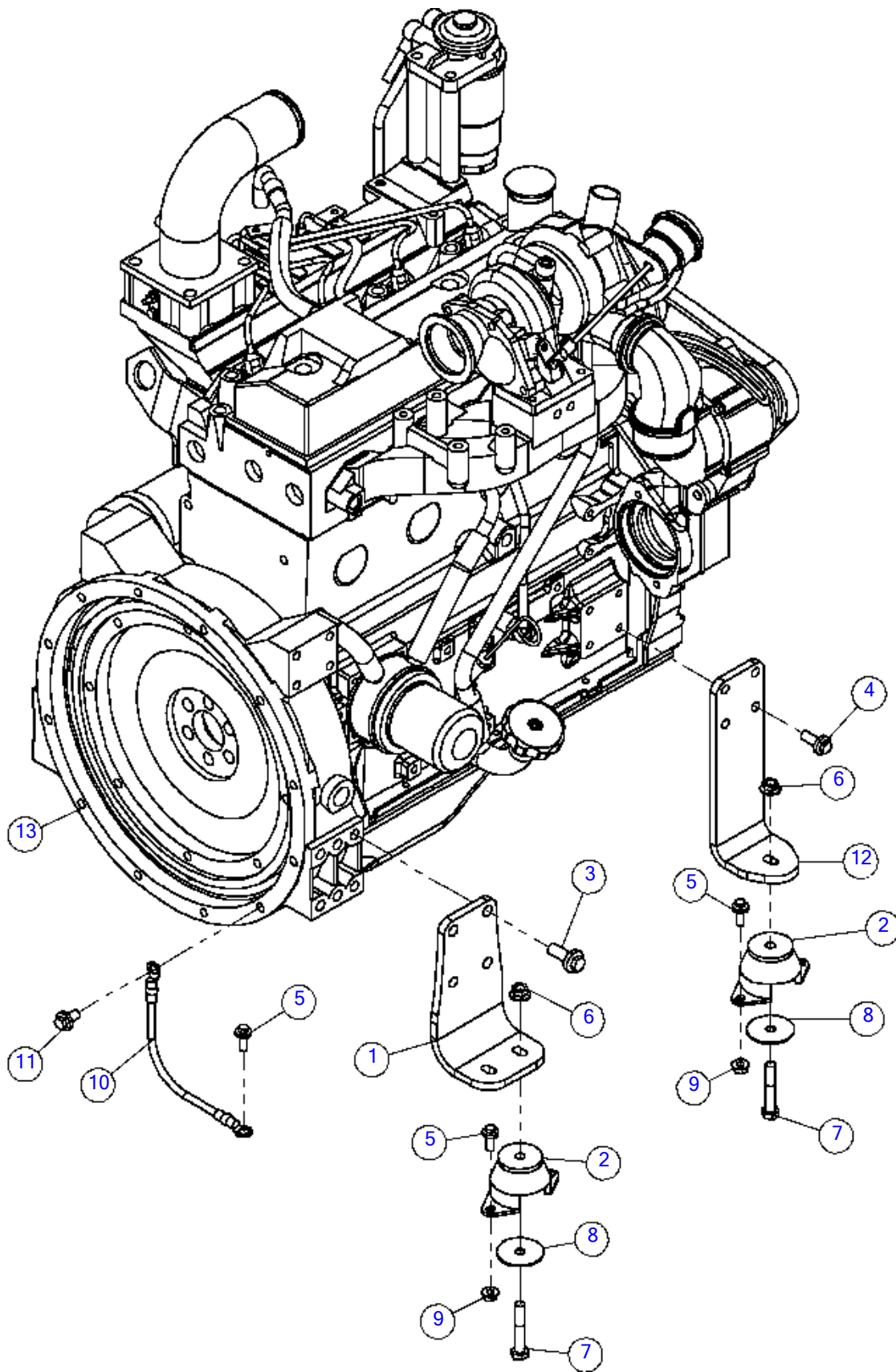
Cummins 85HP Engine & Mounts (SN 15079- 15475)

Fig 04-06R02

REF NO.	PART NO.	DESCRIPTION	QTY.	REMARKS
1	180012426	MOUNT - REAR 3.3 ENGINE	2	
2	153890001	MOUNT - ENGINE	4	
3	507613030	SCREW-HFS,M12-1.75X30,10.9,YZ,ANSI,B18.2.3.9M,PT	8	
4	507612025	SCREW-HFS,M10-1.50X25,10.9,YZ,ANSI,B18.2.3.9M,FT	8	
5	507611020	SCREW-HFS,M8-1.25X20,10.9,YZ,D6921,FT	9	
6	507085010	NUT-HEXFLNG LOCK, M10-1.50,10.9,YZ,D6927	4	
7	180007696	SCREW-HCS,M10-1.50X60,8.8,YZ,(PFCN)	4	
8	153891001	WASHER - MOUNT	4	
9	507085008	*NUT-HEXFLNG LOCK,M8-1.25,10.9,YZ,D6927	4	
10	153896001	CABLE - GROUND 6 GA E-E 10"	1	
11	507612016	SCREW-HFS,M10-1.50X16,10.9,YZ,ANSI,B18.2.3.9M,FT	1	
12	163672153	MOUNT - ENGINE - CUMMINS 85 HP	2	
13	180013204	ENGINE-CUMMINS 85 HP	1	Breakdown Fig. 9-10

Cummins 85HP Engine & Mounts (SN 15476-)

Fig 04-06R03



Cummins 85HP Engine & Mounts (SN 15476-)

Fig 04-06R03

REF NO.	PART NO.	DESCRIPTION	QTY.	REMARKS
1	180012426	MOUNT - REAR 3.3 ENGINE	2	
2	153890001	MOUNT - ENGINE	4	
3	507613030	SCREW-HFS,M12-1.75X30,10.9,YZ,ANSI,B18.2.3.9M,PT	8	
4	507612025	SCREW-HFS,M10-1.50X25,10.9,YZ,ANSI,B18.2.3.9M,FT	8	
5	507611020	SCREW-HFS,M8-1.25X20,10.9,YZ,D6921,FT	9	
6	507085010	NUT-HEXFLNG LOCK, M10-1.50,10.9,YZ,D6927	4	
7	180007696	SCREW-HCS,M10-1.50X60,8.8,YZ,(PFCN)	4	
8	153891001	WASHER - MOUNT	4	
9	507085008	NUT-HEXFLNG LOCK,M8-1.25,10.9,YZ,D6927	4	
10	153896001	CABLE - GROUND 6 GA E-E 10"	1	
11	507612016	SCREW-HFS,M10-1.50X16,10.9,YZ,ANSI,B18.2.3.9M,FT	1	
12	163672153	MOUNT - ENGINE - CUMMINS 85 HP	2	
13	163672365	*ENGINE-CUMMINS 85HP	1	Breakdown Fig. 9-10

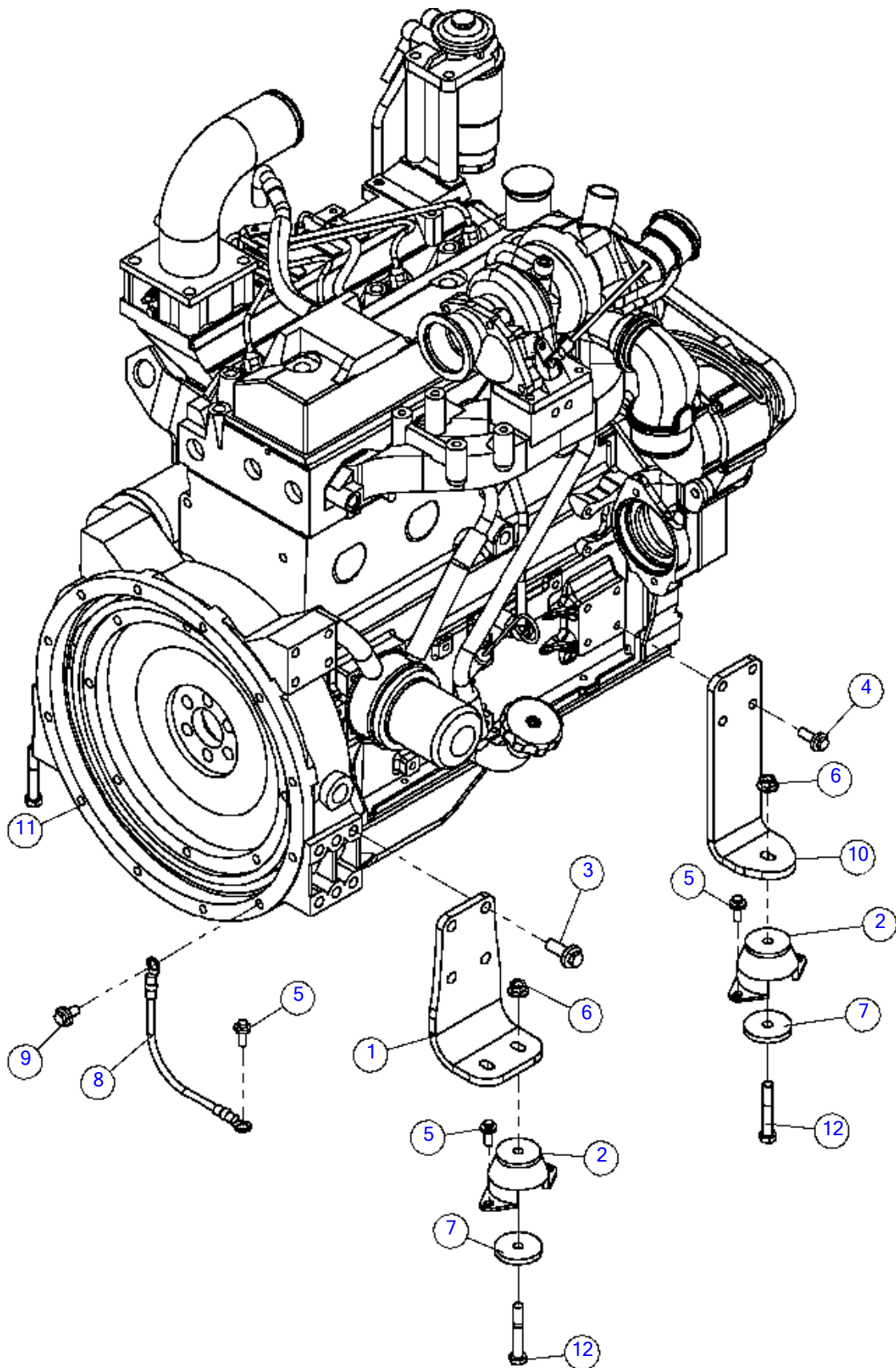
Cummins 85HP Engine & Mounts (SN 15476-16281)

Fig 04-06R04

REF NO.	PART NO.	DESCRIPTION	QTY.	REMARKS
1	180012426	MOUNT - REAR 3.3 ENGINE	2	
2	153890001	MOUNT - ENGINE	4	
3	507613030	SCREW-HFS,M12-1.75X30,10.9,YZ,ANSI,B18.2.3.9M,PT	8	
4	507612025	SCREW-HFS,M10-1.50X25,10.9,YZ,ANSI,B18.2.3.9M,FT	8	
5	507611020	SCREW-HFS,M8-1.25X20,10.9,YZ,D6921,FT	9	
6	507085010	NUT-HEXFLNG LOCK, M10-1.50,10.9,YZ,D6927	4	
7	180007696	SCREW-HCS,M10-1.50X60,8.8,YZ,(PFCN)	4	
8	153891001	WASHER - MOUNT	4	
9	153896001	CABLE - GROUND 6 GA E-E 10"	1	
10	507612016	SCREW-HFS,M10-1.50X16,10.9,YZ,ANSI,B18.2.3.9M,FT	1	
11	163672153	MOUNT - ENGINE - CUMMINS 85 HP	2	
12	163672365	ENGINE-CUMMINS 85HP	1	Breakdown Fig. 9-10

Cummins 85HP Engine & Mounts (SN 16282-)

Fig 04-06R05



Cummins 85HP Engine & Mounts (SN 16282-)

Fig 04-06R05

REF NO.	PART NO.	DESCRIPTION	QTY.	REMARKS
1	180012426	MOUNT - REAR 3.3 ENGINE	2	
2	153890001	MOUNT - ENGINE	4	
3	507613030	SCREW-HFS,M12-1.75X30,10.9,YZ,ANSI,B18.2.3.9M,PT	8	
4	507612025	SCREW-HFS,M10-1.50X25,10.9,YZ,ANSI,B18.2.3.9M,FT	8	
5	507611020	SCREW-HFS,M8-1.25X20,10.9,YZ,D6921,FT	9	
6	507085010	NUT-HEXFLNG LOCK, M10-1.50,10.9,YZ,D6927	4	
7	18150001	SLUG-2 DIA.-1/4"	4	
8	153896001	CABLE - GROUND 6 GA E-E 10"	1	
9	507612016	SCREW-HFS,M10-1.50X16,10.9,YZ,ANSI,B18.2.3.9M,FT	1	
10	163672153	MOUNT - ENGINE - CUMMINS 85 HP	2	
11	163672365	ENGINE-CUMMINS 85HP	1	Breakdown Fig. 9-10
12	508476065	*SCREW-HCS,M10-1.50X65,10.9,YZ,ISO4014,PT	4	

Cummins 85HP Engine Accessories

Fig 04-07

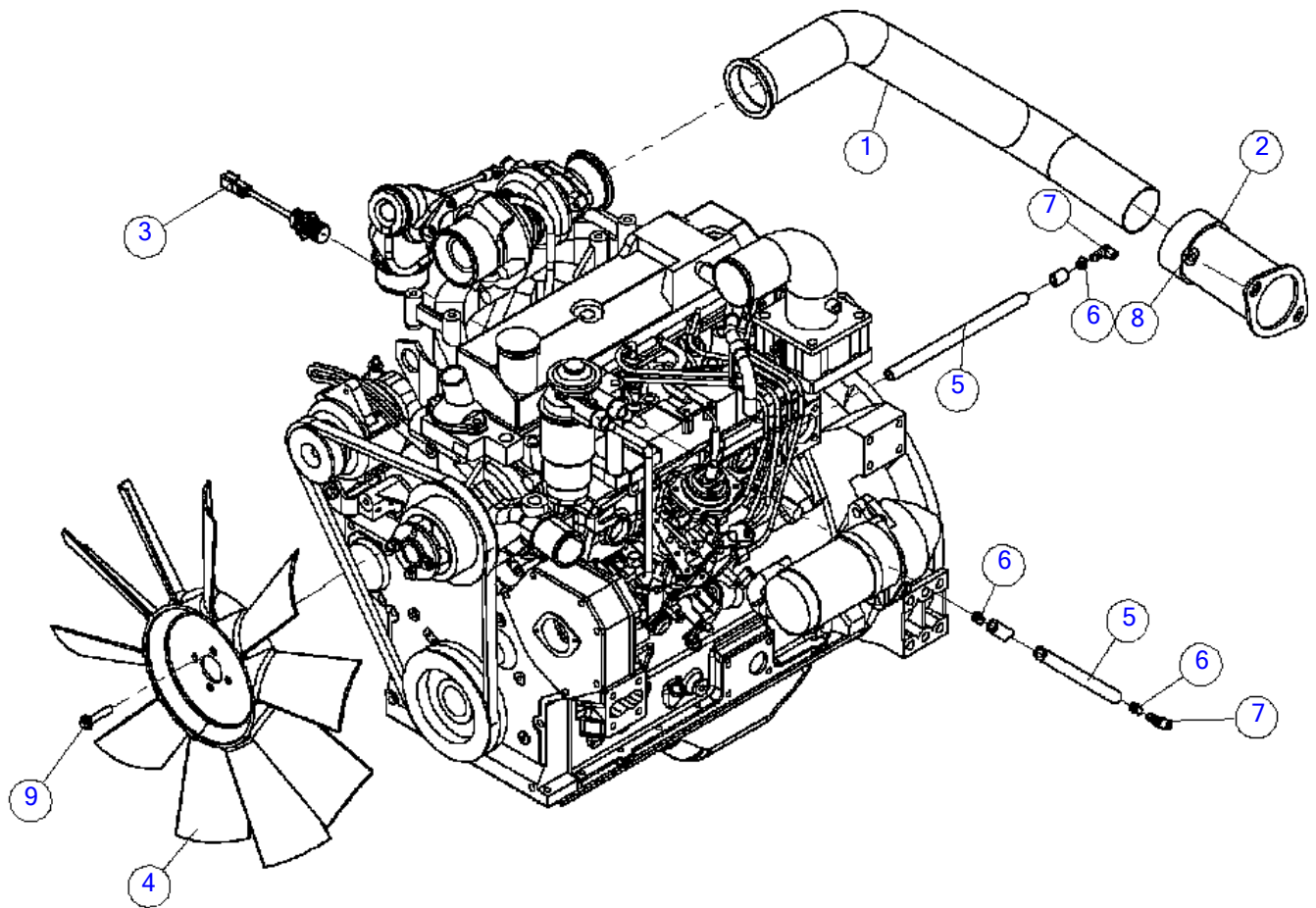


ILLUSTRATION NO: 163672049

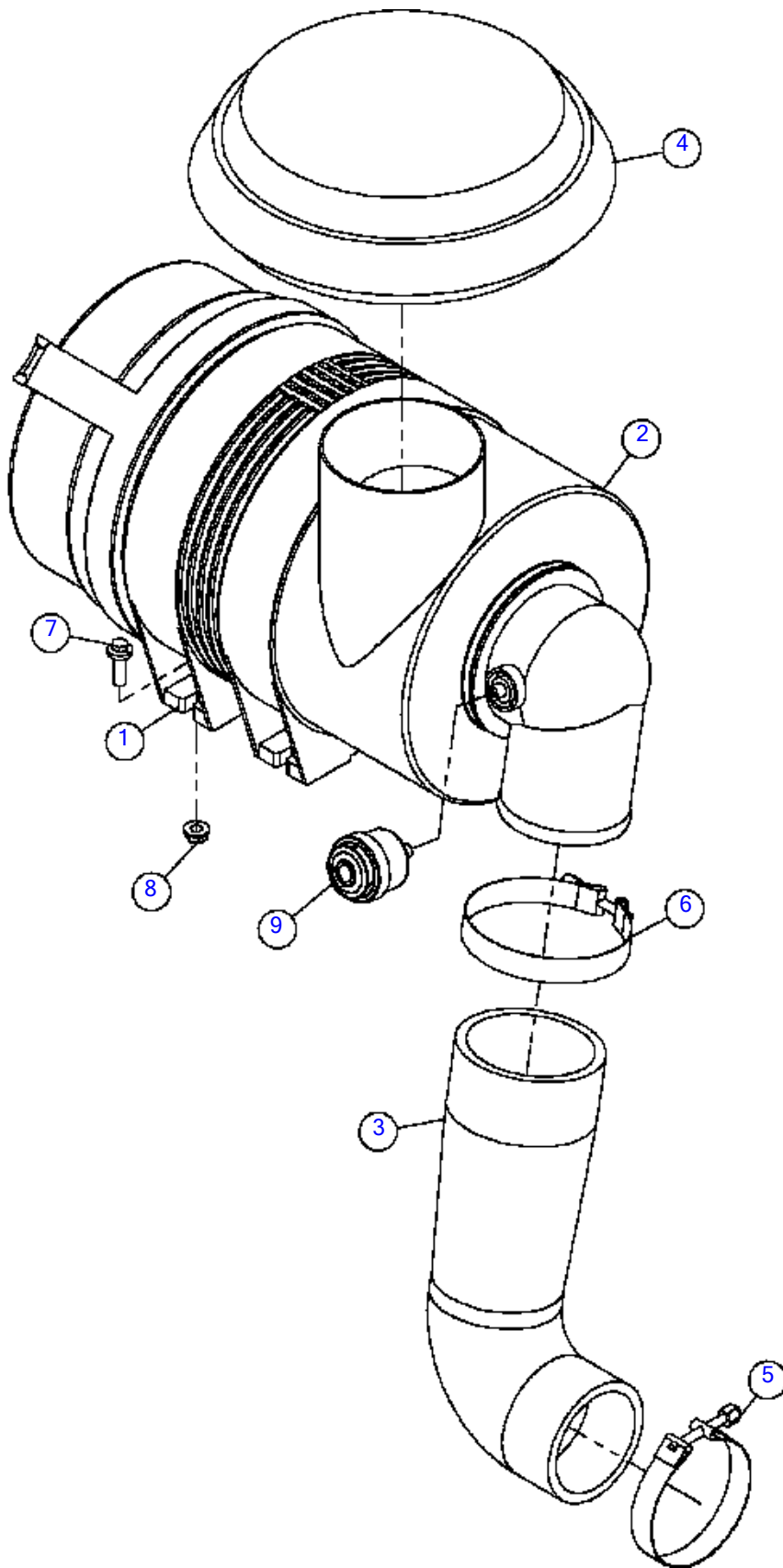
Cummins 85HP Engine Accessories

Fig 04-07

REF NO.	PART NO.	DESCRIPTION	QTY.	REMARKS
1	180013209	PIPE - EXHAUST 2.5 O.D. 250MAR FLG, BC1000 CUMMINS	1	
2	153512001	ADAPTER- EXHAUST	1	
3	163646654	MAGNETIC PICK UP - 22MM	1	
4	163644355	FAN-20"	1	
5	124629001	HOSE-3/8 ID X .62 OD 50#PSI	A/R	Qty. 1 = 1 Ft.
6	1580001	HOSE CLAMP - WORM GEAR - 5/16" - 7/8"	4	
7	148665001	FITTING - 1/4 MPT X 3/8 BARB 90 DEG	2	
8	507085010	NUT-HEXFLNG LOCK, M10-1.50,10.9,YZ,D6927	2	
9	507611040	SCREW-HFS,M8-1.25X40,10.9,YZ,D6921,PT	4	

Cummins 85HP Air Cleaner (SN 15079-16930)

Fig 04-08



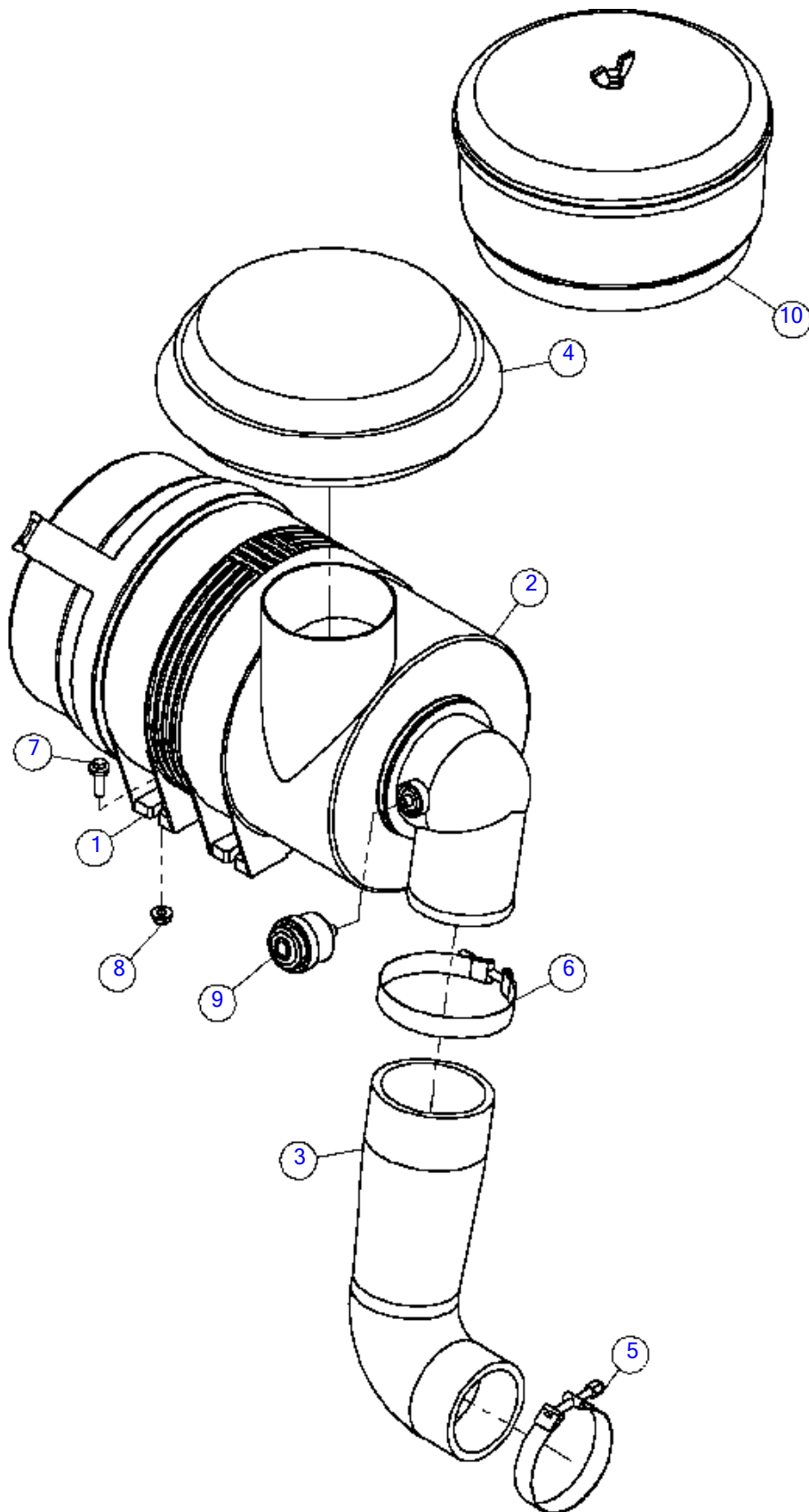
Cummins 85HP Air Cleaner (SN 15079-16930)

Fig 04-08

REF NO.	PART NO.	DESCRIPTION	QTY.	REMARKS
1	256012001	MOUNTING BAND-AIR CLEANER	2	
2	155957001	AIR FILTER	1	Breakdown Fig. 9-8
3	163672204	TUBE-AIR INTAKE	1	
4	901500001	AIR CLEANER CAP CAH00-0471	1	
	1580023	HOSE CLAMP - 5 1/2"	1	
5	98683001	CLAMP-AIR CLEANER T-BOLT 3 3/4	1	
6	102628001	CLAMP-4 1/2" T-BOLT	1	
7	507611025	SCREW-HFS,M8-1.25X25,10.9,YZ,D6921,FT	4	
8	507085008	NUT-HEXFLNG LOCK,M8-1.25,10.9,YZ,D6927	4	
9	180013106	INDICATOR-AIR FILTER	1	

Cummins 85HP Air Cleaner (SN 15079-16930)

Fig 04-08R01



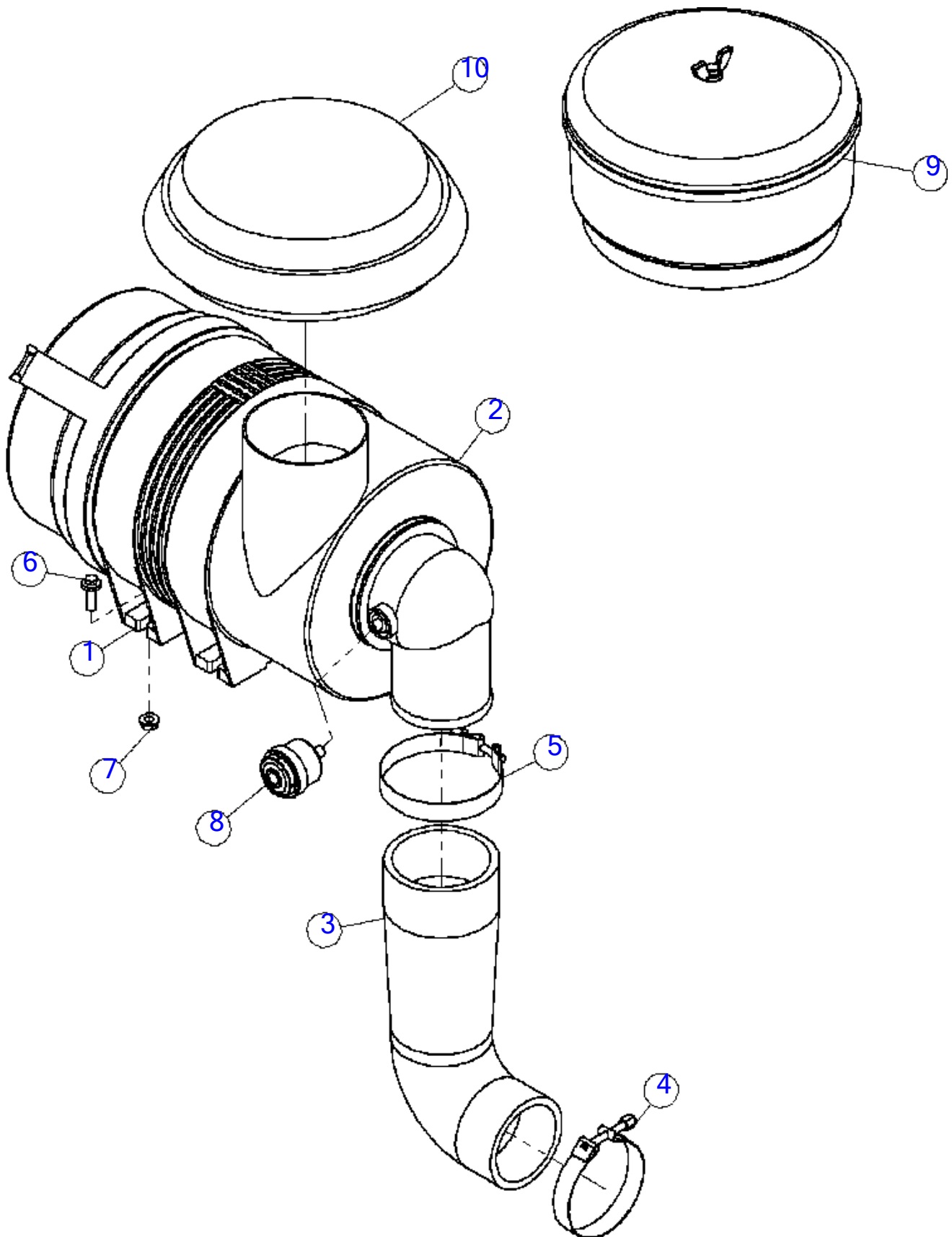
Cummins 85HP Air Cleaner (SN 15079-16930)

Fig 04-08R01

REF NO.	PART NO.	DESCRIPTION	QTY.	REMARKS
1	256012001	MOUNTING BAND-AIR CLEANER	2	
2	155957001	AIR FILTER	1	Breakdown Fig. 9-8
3	163672204	TUBE-AIR INTAKE	1	
4	901500001	AIR CLEANER CAP CAH00-0471	1	
	1580023	HOSE CLAMP - 5 1/2" REF T13924	1	
5	98683001	CLAMP-AIR CLEANER T-BOLT 3 3/4	1	
6	102628001	CLAMP-4 1/2" T-BOLT	1	
7	507611025	SCREW-HFS,M8-1.25X25,10.9,YZ,D6921,FT	4	
8	507085008	NUT-HEXFLNG LOCK,M8-1.25,10.9,YZ,D6927	4	
9	180013106	INDICATOR-AIR FILTER	1	
10	2127001	*PRE CLEANER	1	Optional

Cummins 85HP Air Cleaner (SN 16931-17320)

Fig 04-08R02



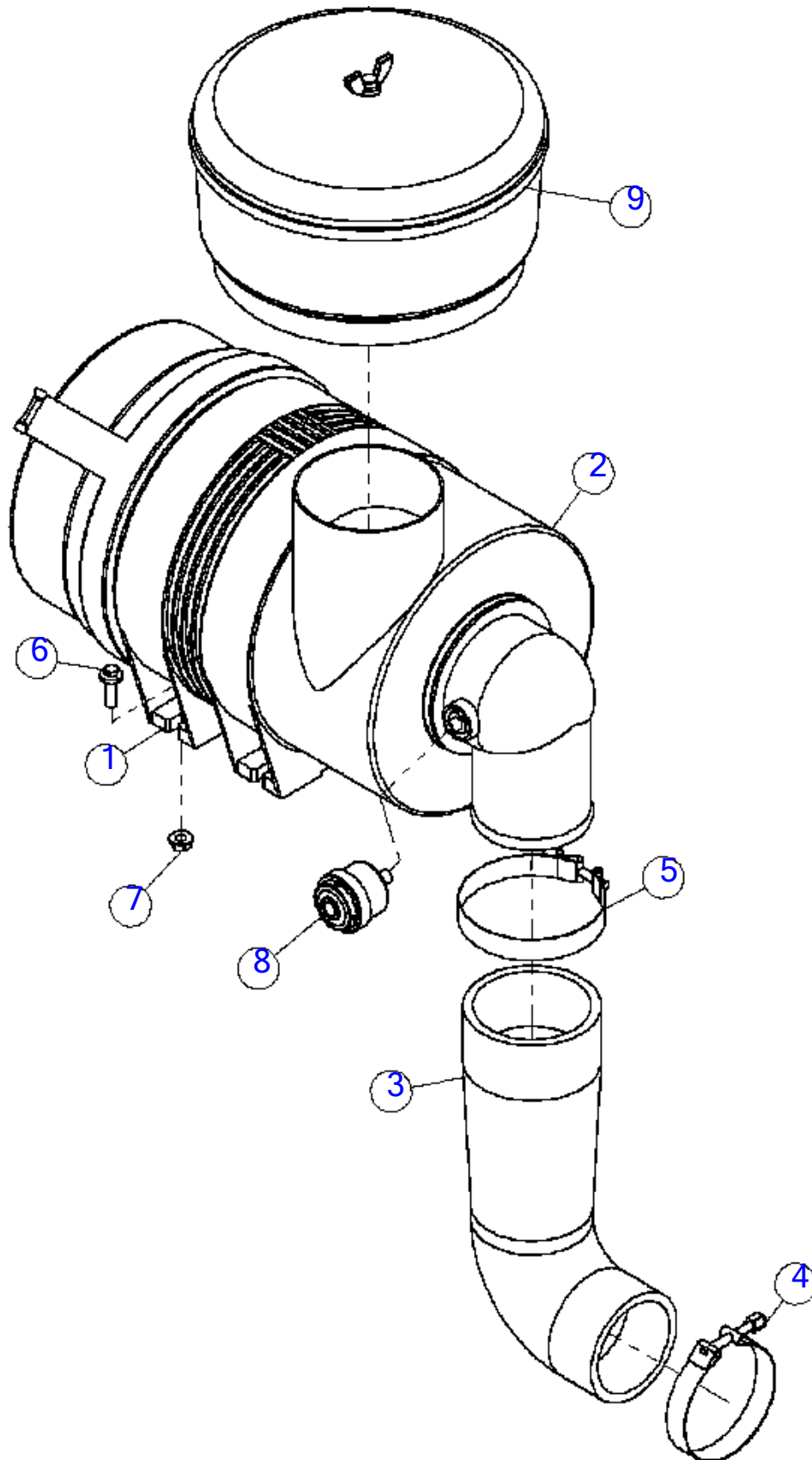
Cummins 85HP Air Cleaner (SN 16931-17320)

Fig 04-08R02

REF NO.	PART NO.	DESCRIPTION	QTY.	REMARKS
1	256012001	MOUNTING BAND-AIR CLEANER	2	
2	155957001	AIR FILTER	1	Breakdown Fig. 9-8
3	163672204	TUBE-AIR INTAKE	1	
4	98683001	CLAMP-AIR CLEANER T-BOLT 3 3/4	1	
5	163677597	CLAMP-T-BOLT, 4.11"-4.31"	1	
6	507611025	SCREW-HFS,M8-1.25X25,10.9,YZ,D6921,FT	4	
7	507085008	NUT-HEXFLNG LOCK,M8-1.25,10.9,YZ,D6927	4	
8	180013106	INDICATOR-AIR FILTER	1	
9	2127001	PRE CLEANER	1	Optional
10	901500001	AIR CLEANER CAP CAH00-0471	1	

Cummins 85HP Air Cleaner (SN 17321-)

Fig 04-08R03



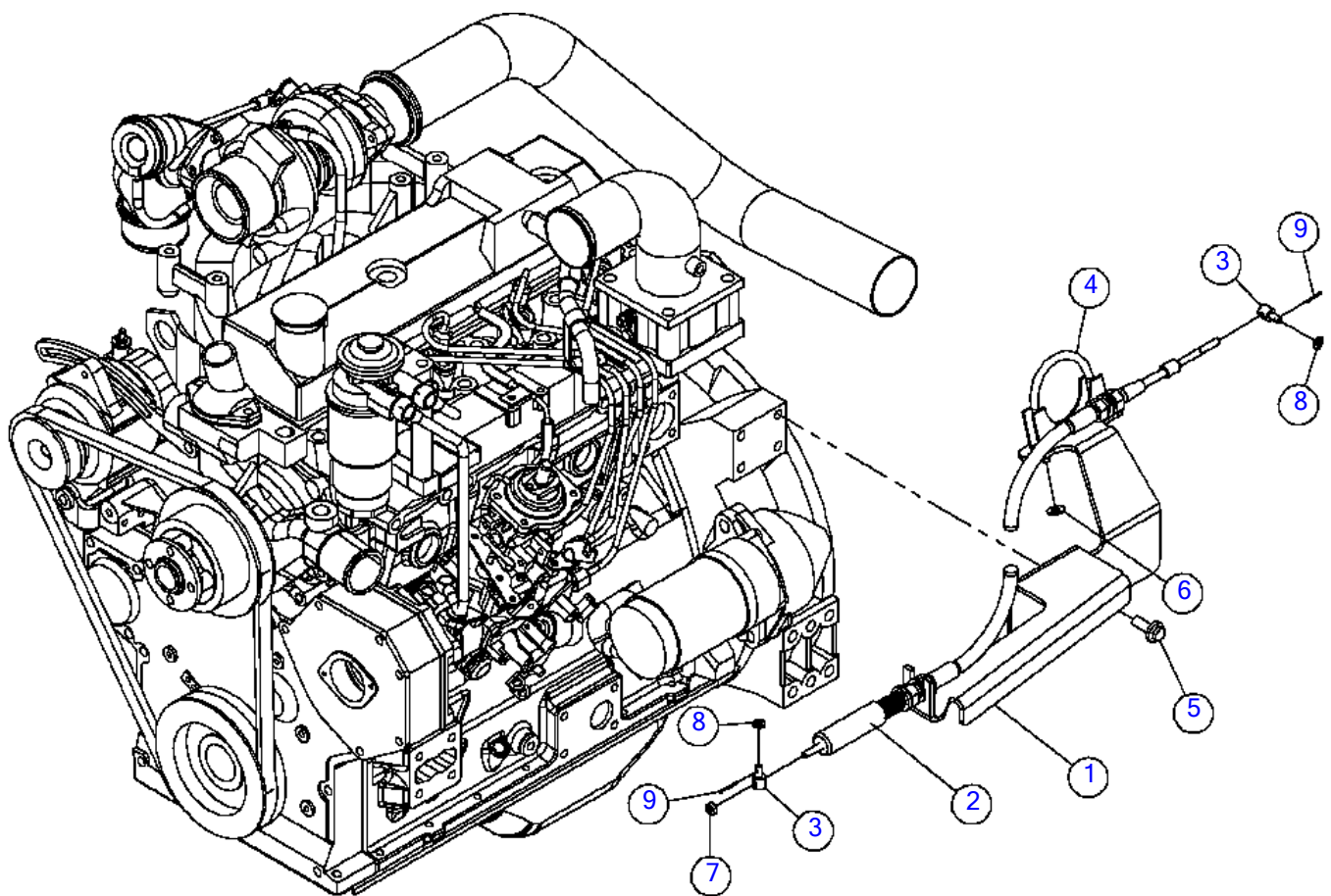
Cummins 85HP Air Cleaner (SN 17321-)

Fig 04-08R03

REF NO.	PART NO.	DESCRIPTION	QTY.	REMARKS
1	256012001	MOUNTING BAND-AIR CLEANER	2	
2	155957001	AIR FILTER	1	Breakdown Fig. 9-8
3	163672204	TUBE-AIR INTAKE	1	
4	98683001	CLAMP-AIR CLEANER T-BOLT 3 3/4	1	
5	163677597	CLAMP-T-BOLT, 4.11"-4.31"	1	
6	507611025	SCREW-HFS,M8-1.25X25,10.9,YZ,D6921,FT	4	
7	507085008	NUT-HEXFLNG LOCK,M8-1.25,10.9,YZ,D6927	4	
8	180013106	INDICATOR-AIR FILTER	1	
9	2127001	PRE CLEANER	1	

Cummins 85HP Throttle

Fig 04-09



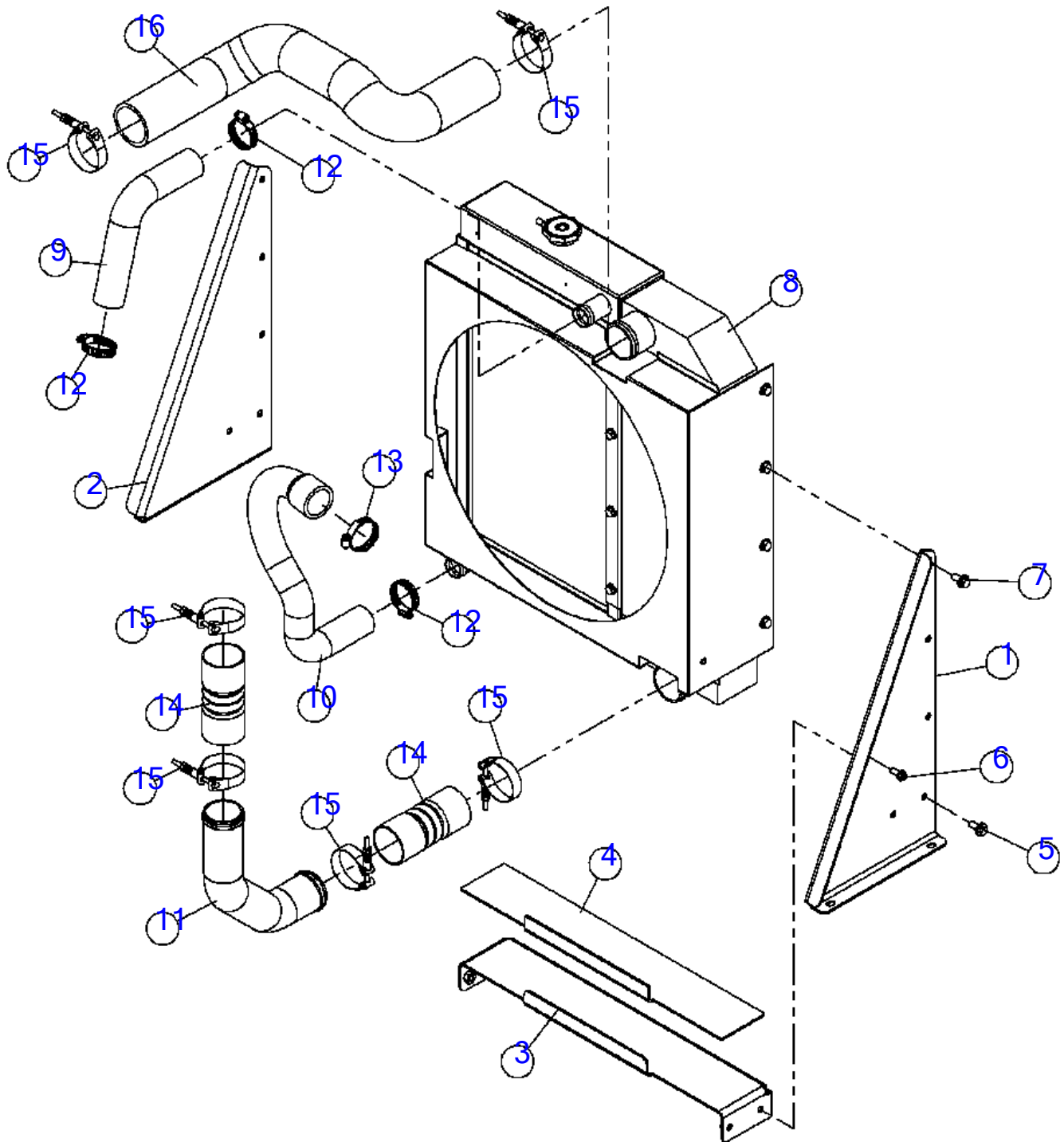
Cummins 85HP Throttle

Fig 04-09

REF NO.	PART NO.	DESCRIPTION	QTY.	REMARKS
1	163650541	THROTTLE/EXHAUST BRACKET	1	
2	180008100	CABLE-38" THROTTLE W/SPRING	1	
3	180008105	CABLE PIVOT - 1/4-28, 1/4PIN, 1/4MT	2	
4	2609007	MUFFLER CLAMP-2 1/2"	1	
5	507612025	SCREW-HFS,M10-1.50X25,10.9,YZ,ANSI,B18.2.3.9M,FT	2	
6	252252001	WASHER-5/16 SAE FLAT ZP	2	
7	14881001	NUT-1/4-28 NF HEX JAM	1	
8	15694001	WASHER-#6M FLAT	2	
9	504664001	PIN-COTTER 1/16 X 3/4	2	

Cummins 85HP Radiator

Fig 04-10



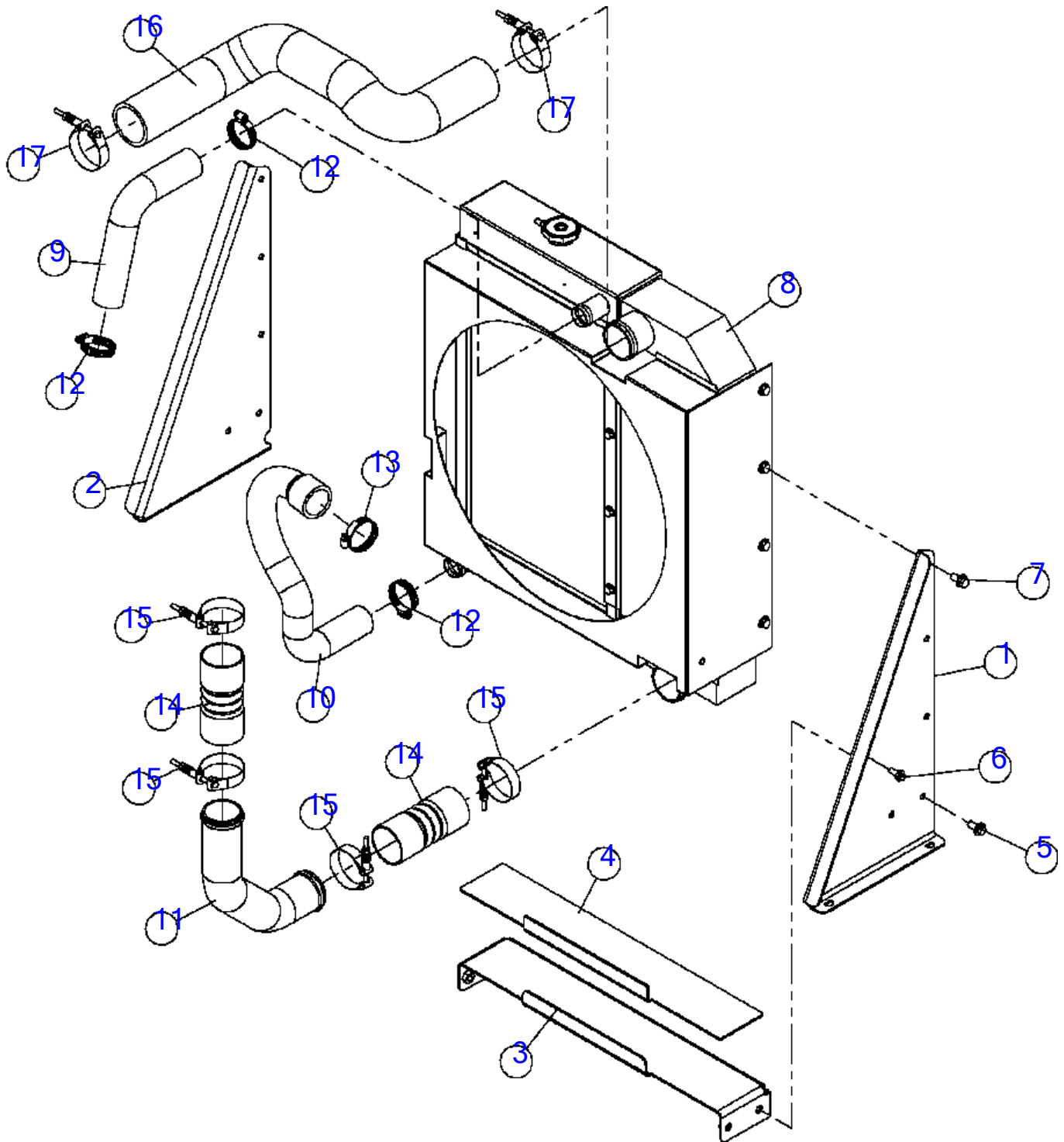
Cummins 85HP Radiator

Fig 04-10

REF NO.	PART NO.	DESCRIPTION	QTY.	REMARKS
1	163672102	RADIATOR MOUNT - FRONT SIDE	1	
2	163672103	RADIATOR MOUNT - REAR SIDE	1	
3	163672105	WELDMENT - RADIATOR MOUNT - BASE	1	
4	163672106	PAD-RUBBER RADIATOR MOUNT SPACER	1	
5	507612020	SCREW-HFS,M10-1.50X20,10.9,YZ,ANSI,B18.2.3.9M,FT	8	
6	507611020	SCREW-HFS,M8-1.25X20,10.9,YZ,D6921,FT	1	
7	296300771	SCREW-HFS-...38-16X.75GR8-YZ	6	
8	180013219	COOLING PACKAGE-RAD/CAC	1	Breakdown Fig. 9-12
9	180013212	HOSE-UPPER RADIATOR	1	
10	153127001	HOSE - RADIATOR LOWER CUMMINS	1	
11	180013211	PIPE-LOWER CHARGE AIR	1	
12	1580007	HOSE CLAMP - 1 1/2"	3	
13	1580011	HOSE CLAMP - 2"	1	
14	268975001	HOSE-2.5" CAC HUMP	2	
15	268992001	CLAMP-2.5" SPRING LOADED	6	
16	163670024	HOSE-UPPER CHARGE AIR	1	

Cummins 85HP Radiator

Fig 04-10R01



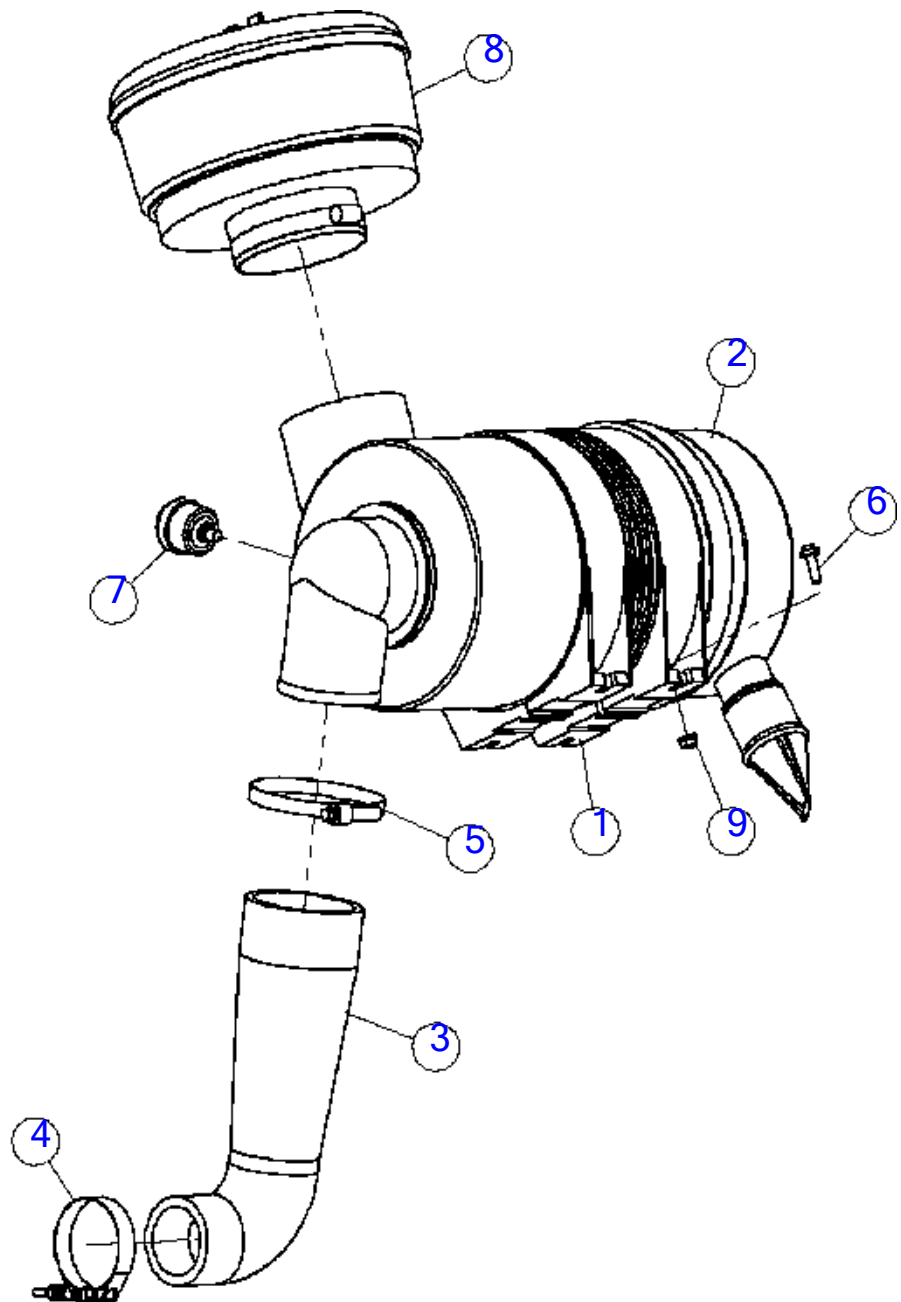
Cummins 85HP Radiator

Fig 04-10R01

REF NO.	PART NO.	DESCRIPTION	QTY.	REMARKS
1	163672102	RADIATOR MOUNT - FRONT SIDE	1	
2	163672103	RADIATOR MOUNT - REAR SIDE	1	
3	163672105	WELDMENT - RADIATOR MOUNT - BASE	1	
4	163672106	PAD-RUBBER RADIATOR MOUNT SPACER	1	
5	507612020	SCREW-HFS,M10-1.50X20,10.9,YZ,ANSI,B18.2.3.9M,FT	8	
6	507611020	SCREW-HFS,M8-1.25X20,10.9,YZ,D6921,FT	1	
7	296300771	SCREW-HFS-..38-16X.75GR8-YZ	6	
8	180013219	COOLING PACKAGE-RAD/CAC	1	Breakdown Fig. 9-12
9	180013212	HOSE-UPPER RADIATOR	1	
10	153127001	HOSE - RADIATOR LOWER CUMMINS	1	
11	180013211	PIPE-LOWER CHARGE AIR	1	
12	1580007	HOSE CLAMP - 1 1/2"	3	
13	1580011	HOSE CLAMP - 2" REF T06807	1	
14	268975001	HOSE-2.5" CAC HUMP	2	
15	268992001	*CLAMP-2.5" SPRING LOADED	4	
16	163670024	HOSE-UPPER CHARGE AIR	1	
17	296299780	*CLAMP-2.69-3.00" SLTB	2	

Cummins 74HP Tier 4 Interim/Stage IIIB Air Cleaner

Fig 04-10X01



Cummins 74HP Tier 4 Interim/Stage IIIB Air Cleaner

Fig 04-10X01

REF NO.	PART NO.	DESCRIPTION	QTY.	REMARKS
1	256012001	MOUNTING BAND-AIR CLEANER	2	
2	155957001	AIR FILTER	1	
3	163700037	TUBE-AIR INTAKE	1	
4	163647061	CLAMP-SLTB-3.06-3.37 FEFB	1	
5	604843001	CLAMP - CONSTANT TORQUE 3 3/4-4 5/8 DIA.	1	
6	507611025	SCREW-HFS,M8-1.25X25,10.9,YZ,D6921,FT	4	
7	180013106	INDICATOR-AIR FILTER	1	
8	2127001	PRE CLEANER	1	
9	507085008	NUT-HEXFLNG LOCK,M8-1.25,10.9,YZ,D6927	4	

Cummins 74HP Tier 4 Interim/Stage IIIB Cooling Package (SN 17346-18618)

Fig 04-10X02

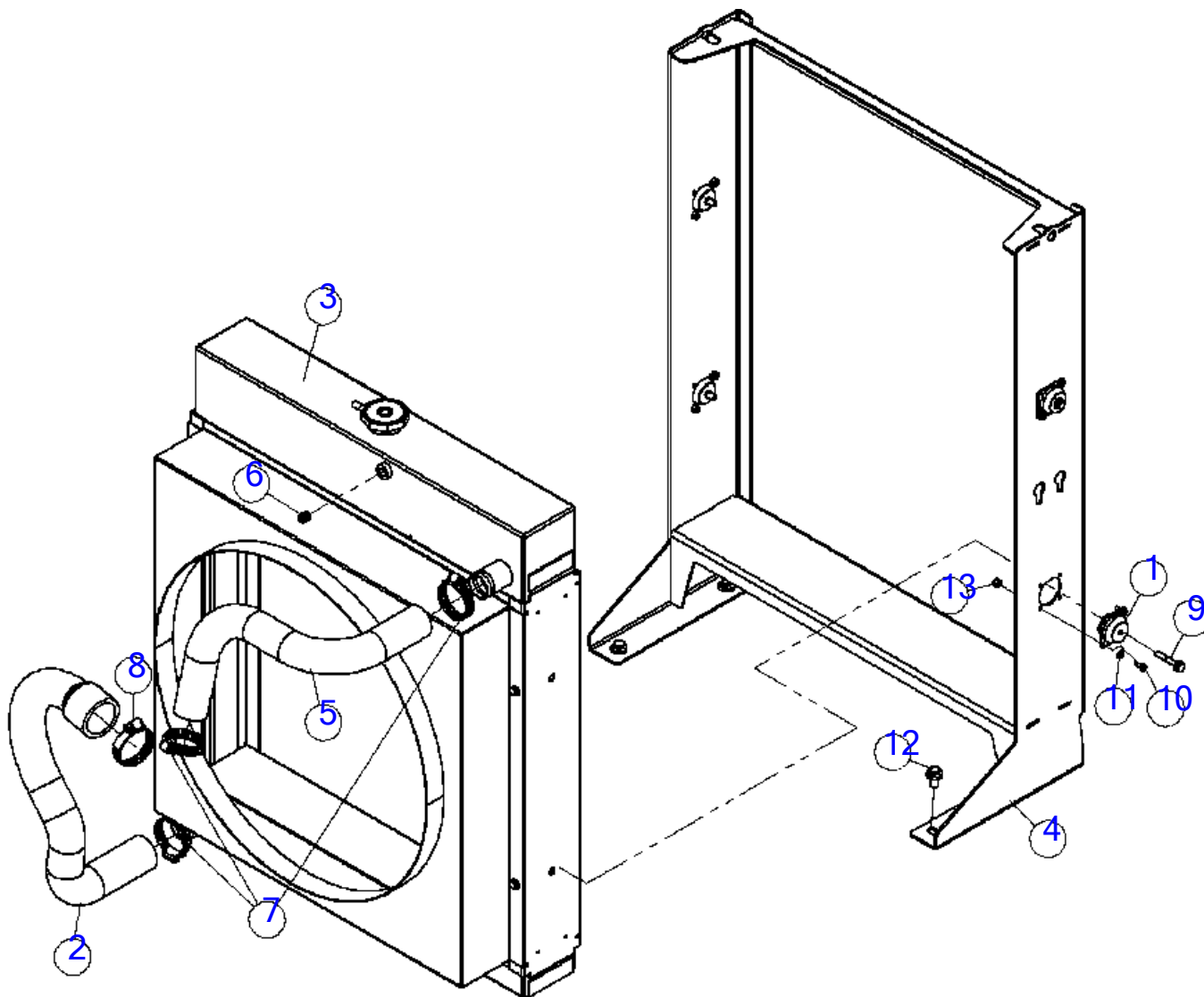


ILLUSTRATION NO: 163700013

Cummins 74HP Tier 4 Interim/Stage IIIB Cooling Package (SN 17346-18618)

Fig 04-10X02

REF NO.	PART NO.	DESCRIPTION	QTY.	REMARKS
1	163677979	MOUNT - ISOLATOR 4 BOLT SILICONE 50 LB	4	
1	(159907001)	MOUNT - ISOLATOR NEOPRENE 50 LB	4	
2	153127001	HOSE - RADIATOR LOWER CUMMINS	1	
3	163700014	RADIATOR W/SHROUD ASSY-74 HP CUMMINS	1	
4	163700007	WELDMENT - RADIATOR MOUNT	1	
5	163700032	HOSE-UPPER RADIATOR	1	
6	78202001	PLUG-1/4NPT SOCKET HEAD PIPE	1	
7	1580007	HOSE CLAMP - 1 1/2"	3	
8	1580011	HOSE CLAMP - 2"	1	
9	4473014	BOLT - 1/4-20X1 1/2 FLG WHIZ	4	
10	130745083	SCREW-MCH-8-32X.50-PHILLIPS-CZ	8	
11	224769001	WASHER-#8 FLAT	8	
12	507612016	SCREW-HFS,M10-1.50X16,10.9,YZ,ANSI,B18.2.3.9M,FT	4	
13	69759001	LOCK NUT-#8-32 NYLON INSERT PL	8	

Cummins 74HP Tier 4 Interim/Stage IIIB Cooling Package (SN 18619 -)

Fig 04-10X02R01

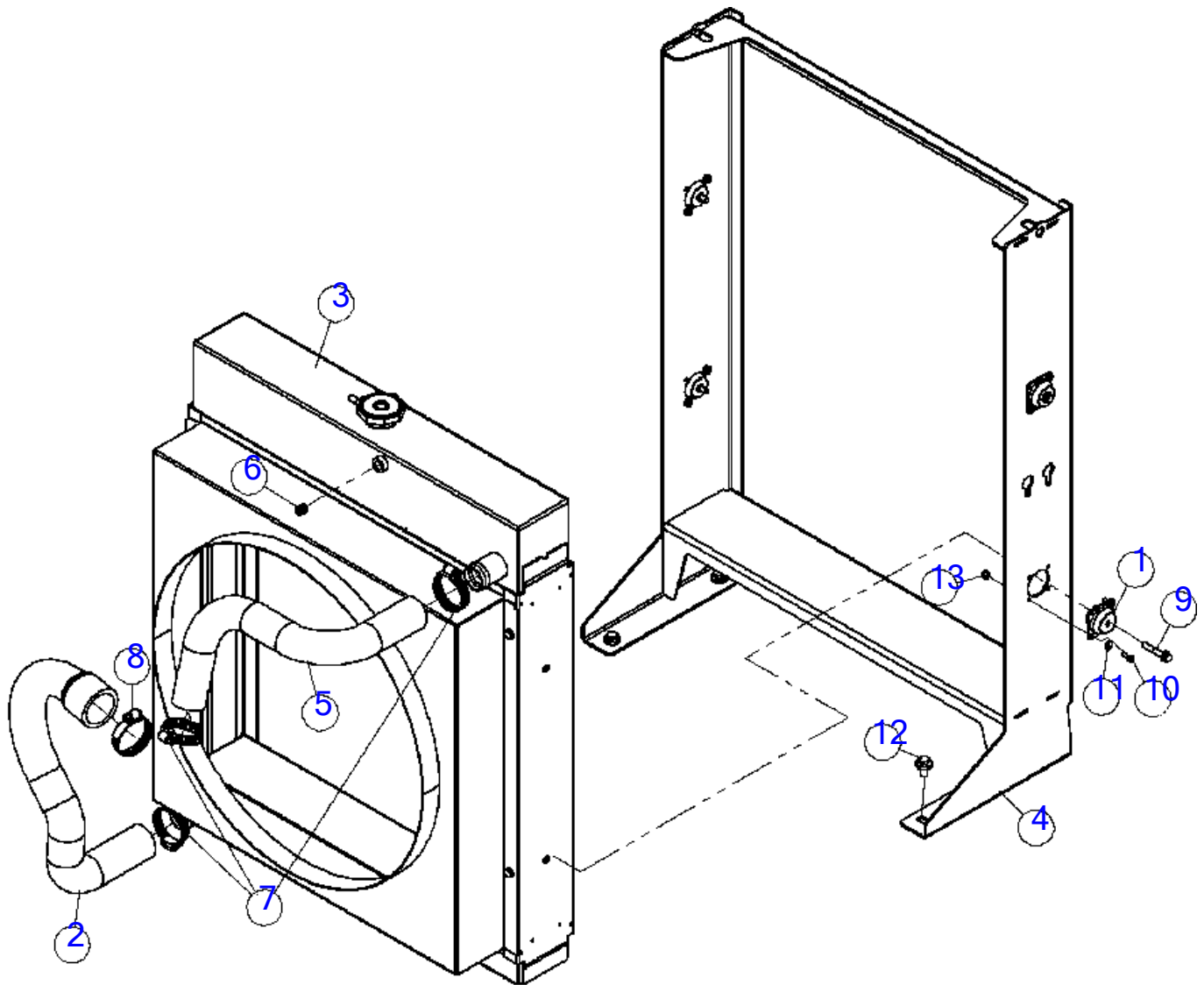


ILLUSTRATION NO: 163700013 Do Not Order

Cummins 74HP Tier 4 Interim/Stage IIIB Cooling Package (SN 18619 -)

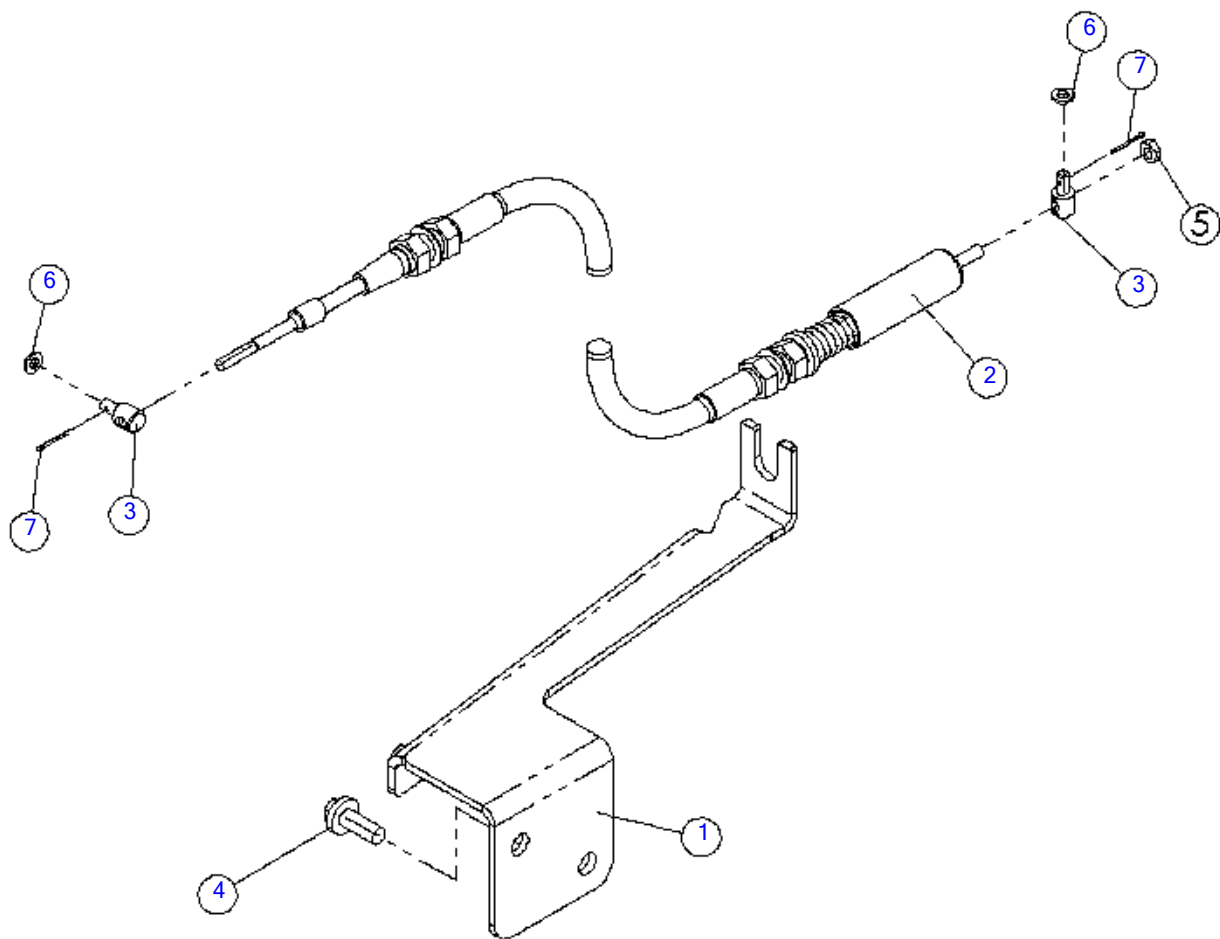
Fig 04-10X02R01

REF NO.	PART NO.	DESCRIPTION	QTY.	REMARKS
1	163677979	MOUNT - ISOLATOR 4 BOLT SILICONE 50 LB	4	
2	153127001	HOSE - RADIATOR LOWER CUMMINS	1	
3	163700014	RADIATOR W/SHROUD ASSY-74 HP CUMMINS	1	
4	163700007	WELDMENT - RADIATOR MOUNT	1	
5	163700032	HOSE-UPPER RADIATOR	1	
6	78202001	PLUG-1/4NPT SOCKET HEAD PIPE	1	
7	1580007	HOSE CLAMP - 1 1/2"	3	
8	1580011	HOSE CLAMP - 2"	1	
9	4473014	BOLT - 1/4-20X1 1/2 FLG WHIZ	4	
10	130745083	SCREW-MCH-8-32X.50-PHILLIPS-CZ	8	
11	224769001	WASHER-#8 FLAT	8	
12	507612016	SCREW-HFS,M10-1.50X16,10.9,YZ,ANSI,B18.2.3.9M,FT	4	
13	69759001	LOCK NUT-#8-32 NYLON INSERT PL	8	

Cummins 74HP Tier 4 Interim/Stage IIIB Throttle Cable

Fig 04-10X03

6/30/16/0me



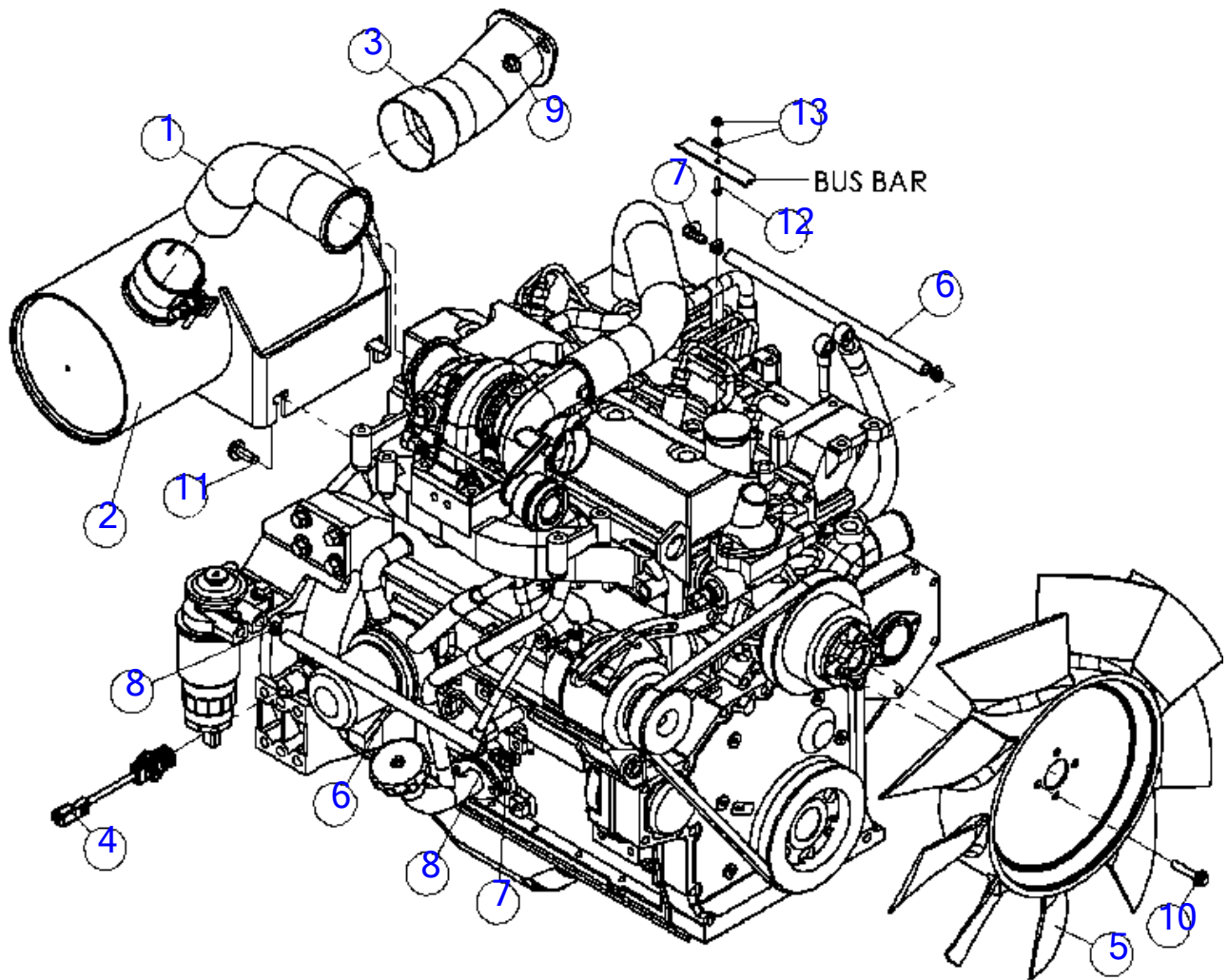
Cummins 74HP Tier 4 Interim/Stage IIIB Throttle Cable

Fig 04-10X03

REF NO.	PART NO.	DESCRIPTION	QTY.	REMARKS
1	163700022	PLATE - THROTTLE CABLE BRACKET	1	
2	180008100	CABLE-38" THROTTLE W/SPRING	1	
3	180008105	CABLE PIVOT - 1/4-28, 1/4PIN, 1/4MT	2	
4	507612025	SCREW-HFS,M10-1.50X25,10.9,YZ,ANSI,B18.2.3.9M,FT	2	
5	14881001	NUT-1/4-28 NF HEX JAM	1	
6	15694001	WASHER-#6M FLAT	2	
7	504664001	PIN-COTTER 1/16 X 3/4	2	

Cummins 74HP Tier 4 Interim/Stage IIIB Engine Accessories

Fig 04-10X04



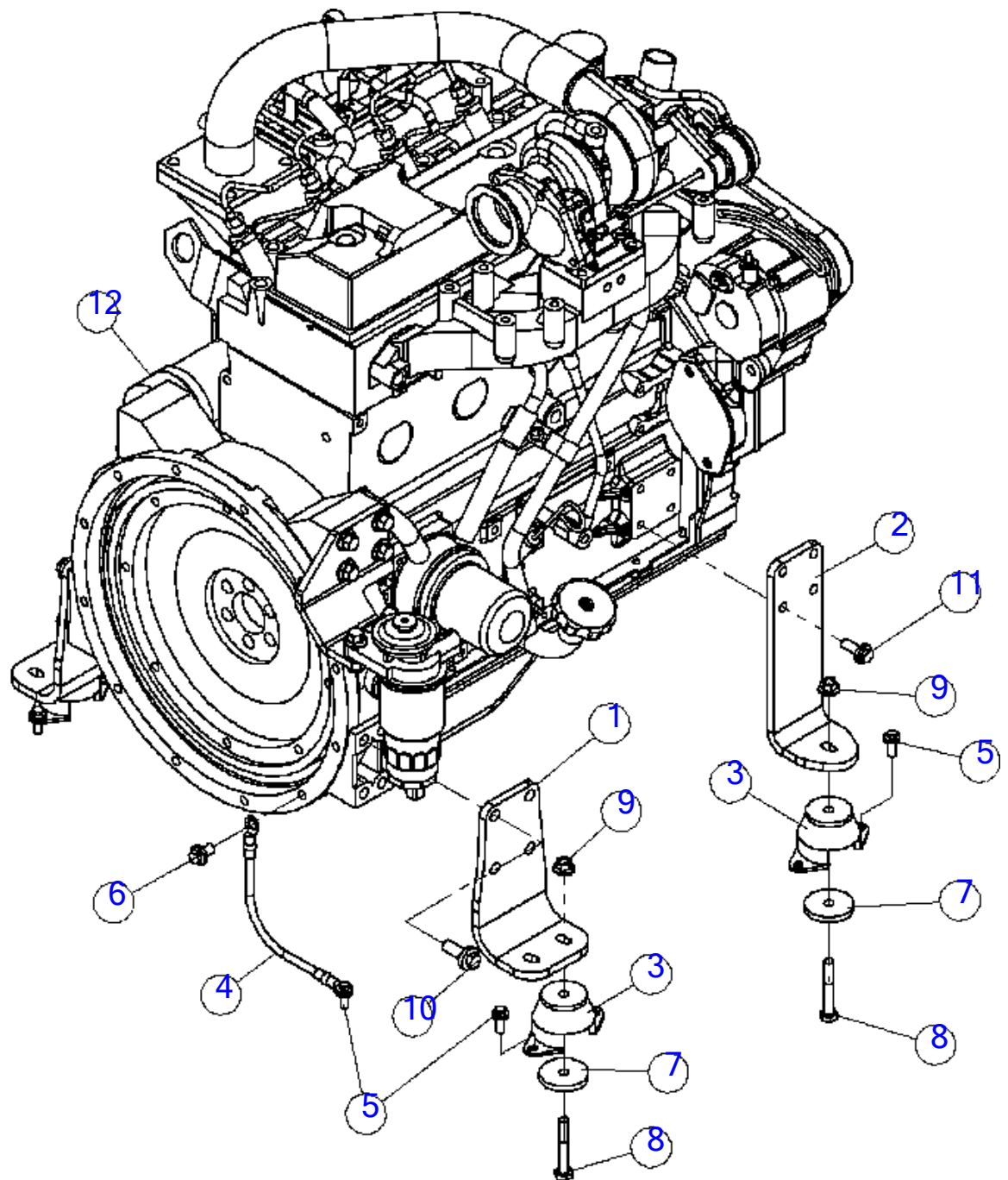
Cummins 74HP Tier 4 Interim/Stage IIIB Engine Accessories

Fig 04-10X04

REF NO.	PART NO.	DESCRIPTION	QTY.	REMARKS
1	163700012	TUBE-TURBO TO MUFFLER	1	
2	155044001	MUFFLER - COMPLETE	1	
3	163700006	ADAPTER ASSEMBLY-EXHAUST MAIN HSG	1	
4	163646654	MAGNETIC PICK UP - 22MM	1	
5	163700015	FAN-ACS 18.625 SUCKER, 74HP CUMMINS	1	
6	124629001	HOSE-3/8 ID X .62 OD 50#PSI	2	
7	148665001	FITTING - 1/4 MPT X 3/8 BARB 90 DEG	2	
8	1580001	HOSE CLAMP - WORM GEAR - 5/16" - 7/8"	4	
9	507085010	NUT-HEXFLNG LOCK, M10-1.50,10.9,YZ,D6927	2	
10	507611040	SCREW-HFS,M8-1.25X40,10.9,YZ,D6921,PT	4	
11	507612025	SCREW-HFS,M10-1.50X25,10.9,YZ,ANSI,B18.2.3.9M,FT	2	
12	506030016	SCREW-HCS,M5-.80X16,8.8,YZ,D933,FT	1	
13	507085005	NUT-HEXFLNG LOCK,M5-.80,10.9,YZ,D6927	2	

Cummins 74HP Tier 4 Interim/Stage IIIB Engine Mounts

Fig 04-10X05



Cummins 74HP Tier 4 Interim/Stage IIIB Engine Mounts

Fig 04-10X05

REF NO.	PART NO.	DESCRIPTION	QTY.	REMARKS
1	180012426	MOUNT - REAR 3.3 ENGINE	2	
2	163672153	MOUNT - ENGINE - CUMMINS 85 HP	2	
3	153890001	MOUNT - ENGINE	4	
4	153896001	CABLE - GROUND 6 GA E-E 10"	1	
5	507611020	SCREW-HFS,M8-1.25X20,10.9,YZ,D6921,FT	9	
6	507612016	SCREW-HFS,M10-1.50X16,10.9,YZ,ANSI,B18.2.3.9M,FT	1	
7	18150001	SLUG-2 DIA.-1/4"	4	
8	508476065	SCREW-HCS,M10-1.50X65,10.9,YZ,ISO4014,PT	4	
9	507085010	NUT-HEXFLNG LOCK, M10-1.50,10.9,YZ,D6927	4	
10	507613030	SCREW-HFS,M12-1.75X30,10.9,YZ,ANSI,B18.2.3.9M,PT	8	
11	507612025	SCREW-HFS,M10-1.50X25,10.9,YZ,ANSI,B18.2.3.9M,FT	8	
12	163681100	ENGINE-CUMMINS 74 HP 3.3T TIER 4I	1	

Cummins 74HP Tier 4 Interim/Stage IIIB Engine Enclosure

Fig 04-10X06

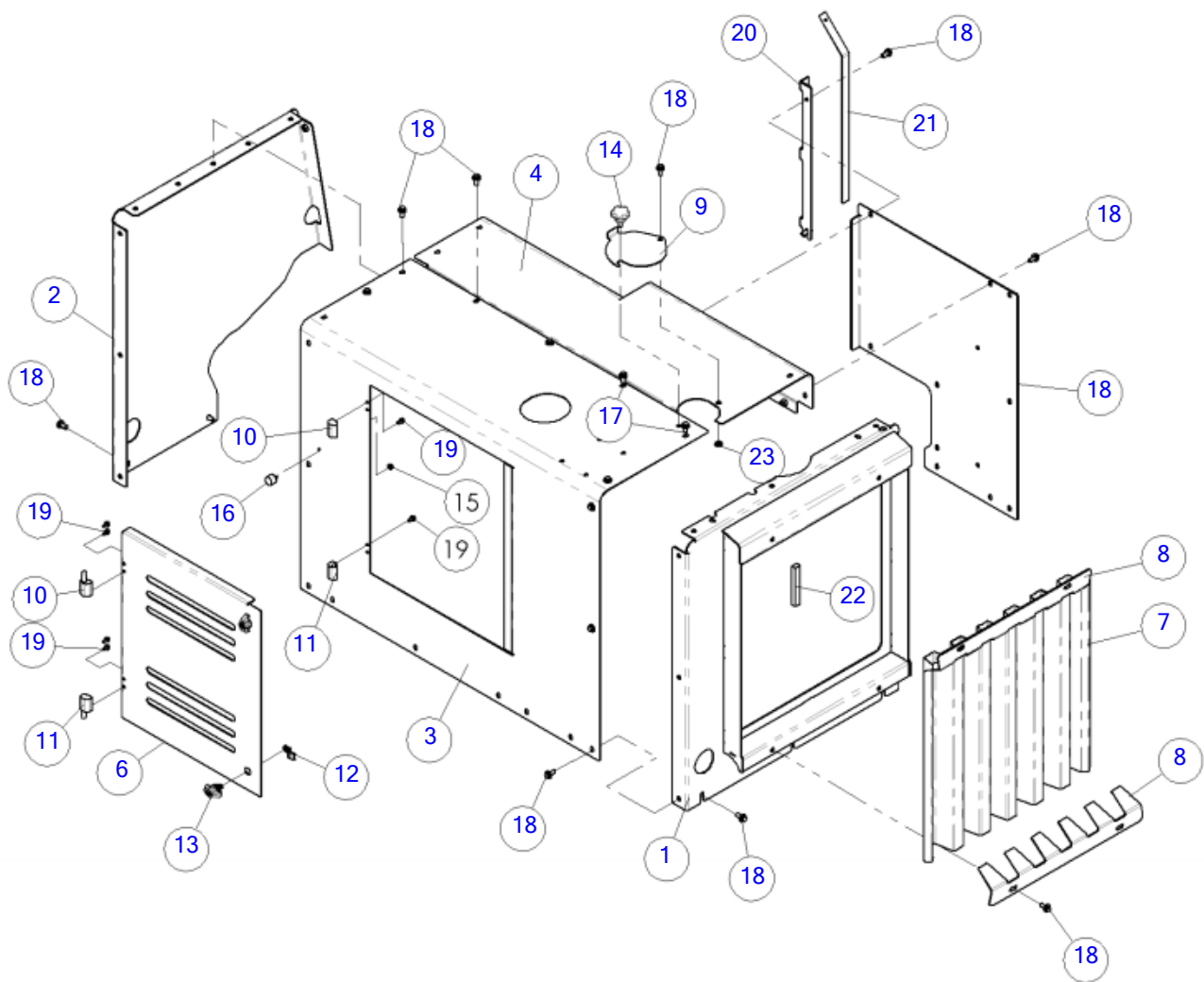


ILLUSTRATION NO: 163700028 Do Not Order

Cummins 74HP Tier 4 Interim/Stage IIIB Engine Enclosure
Fig 04-10X06

REF NO.	PART NO.	DESCRIPTION	QTY.	REMARKS
1	163700030	WELDMENT - ENGINE ENCLOSURE, LEFT	1	
2	163672022	WELDMENT - ENGINE ENCLOSURE, RIGHT	1	
3	163713087	WELDMENT - ENGINE ENCLOSURE FRONT	1	
3	(163700027)	WELDMENT - ENGINE ENCLOSURE, FRONT	1	
4	163700025	WELDMENT - ENGINE ENCLOSURE, REAR	1	
5	163674392	PLATE - REAR ACCESS PANEL	1	
6	163672032	DOOR - ENGINE ENCLOSURE	1	
7	163677308	SCREEN - SUCTION FAN	1	
8	163677309	PLATE - HOLDER SCREEN CLAMP	2	
9	163698140	DOOR - RAD ACCESS	1	
10	224781001	HINGE-NYLON LIFT OFF 1/4" THD	1	
11	224782001	HINGE-NYLON LIFT OFF 1/4" THD	1	
12	163642893	CAM - 4 MM GRIP	2	
13	163642892	CAM-LATCH LOCKABLE WING KNOB	2	
14	163674756	KNOB - 7POINT - M10X20	1	
14	(163642926)	KNOB - 10 MM LOBE STYLE	1	
15	1809005	NUT-1/4 SM FLGE T.L.	1	
16	93769001	MOUNT-SANDWICH SINGLE STUD	1	
17	507612016	SCREW-HFS,M10-1.50X16,10.9,YZ,ANSI,B18.2.3.9M,FT	2	
18	507612020	SCREW-HFS,M10-1.50X20,10.9,YZ,ANSI,B18.2.3.9M,FT	41	
19	296300751	SCREW HFS-.25-20X50GR8-Y2	8	
20	163672349	MOUNT-KNIFE GAUGE	1	
21	115246001	KNIFE GAUGE - 11 GA	1	
22	163677893	FOAM 1/2 X 3/4 50FT PER BULK ROLL	A/R	P/N Qty. Of 1 = 1 Foot
23	506042010	NUT-HEX,JAM,M10 -1.50,YZ,D439	1	

Cummins 74HP Tier 4 Interim/Stage IIIB Engine Enclosure (SN 18702-)

Fig 04-10X06R01

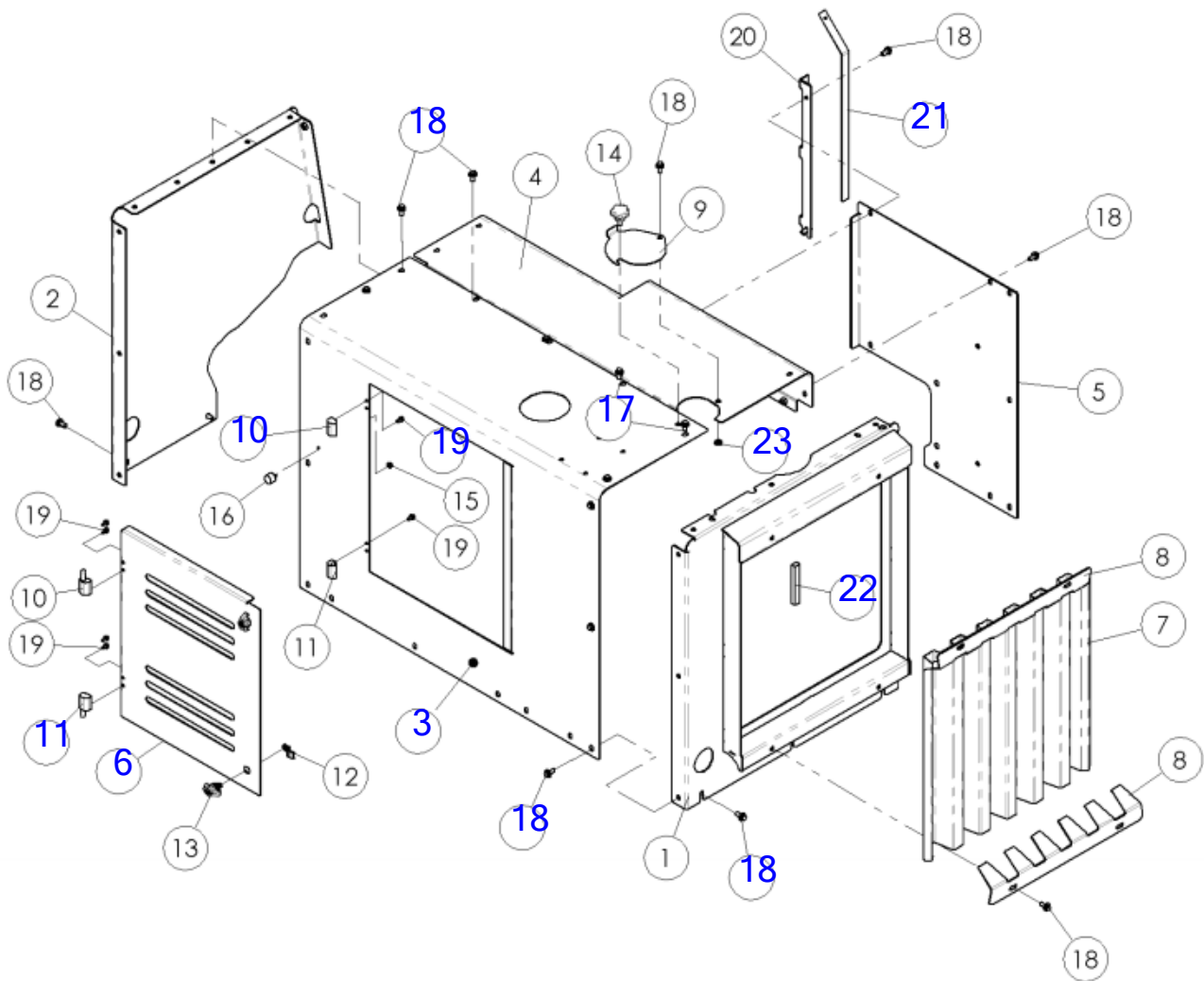


ILLUSTRATION NO: 163700028 Do Not Order

Cummins 74HP Tier 4 Interim/Stage IIIB Engine Enclosure (SN 18702-)

Fig 04-10X06R01

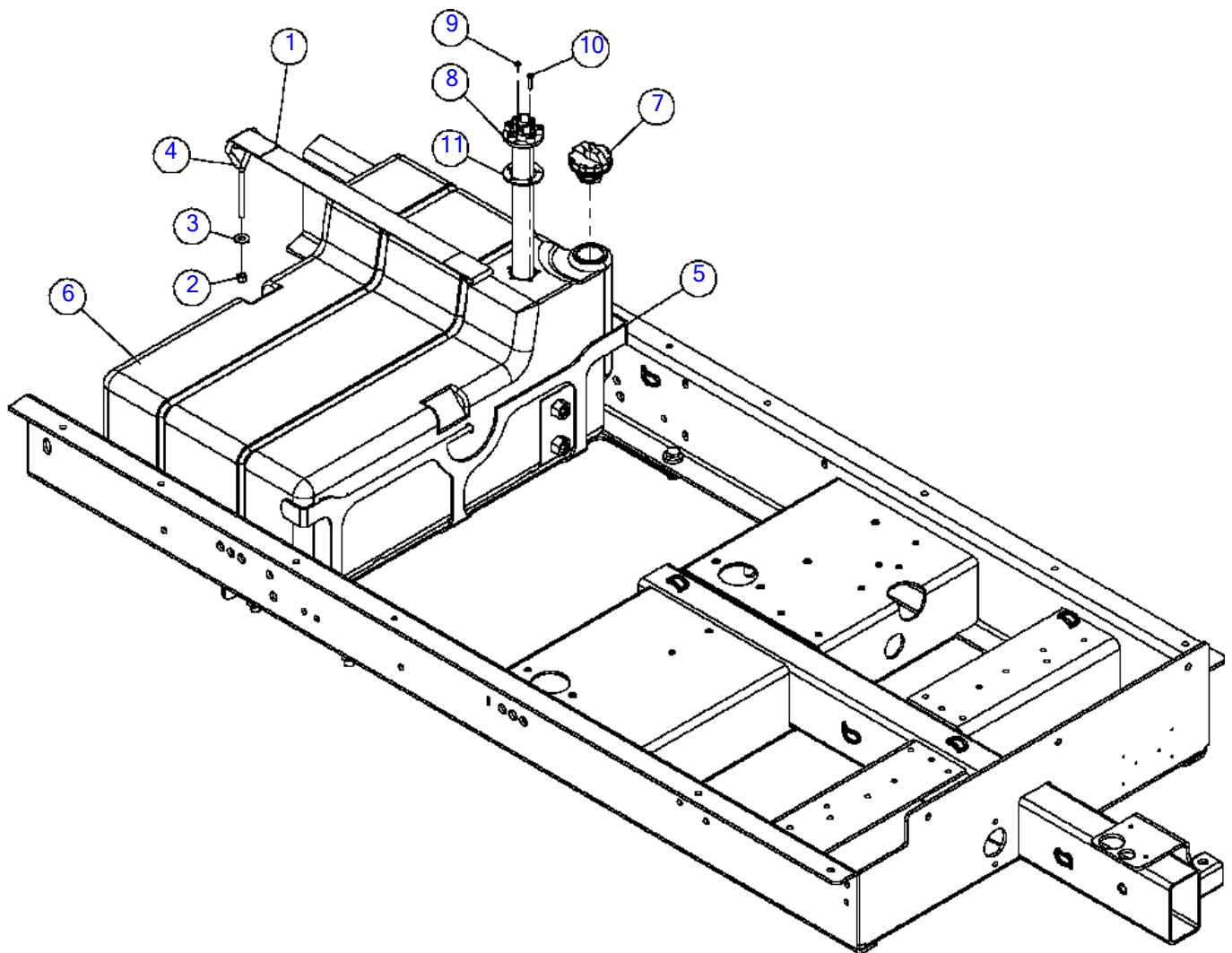
REF NO.	PART NO.	DESCRIPTION	QTY.	REMARKS
1	163700030	WELDMENT - ENGINE ENCLOSURE, LEFT	1	
2	163672022	WELDMENT - ENGINE ENCLOSURE, RIGHT	1	
3	163713087	WELDMENT - ENGINE ENCLOSURE FRONT	1	
4	163700025	WELDMENT - ENGINE ENCLOSURE, REAR	1	
5	163674392	PLATE - REAR ACCESS PANEL	1	
6	163672032	DOOR - ENGINE ENCLOSURE	1	
7	163677308	SCREEN - SUCTION FAN	1	
8	163677309	PLATE - HOLDER SCREEN CLAMP	2	
9	163698140	DOOR - RAD ACCESS	1	
10	224781001	HINGE-NYLON LIFT OFF 1/4" THD	1	
11	224782001	HINGE-NYLON LIFT OFF 1/4" THD	1	
12	163642893	CAM - 4 MM GRIP	2	
13	163642892	CAM-LATCH LOCKABLE WING KNOB	2	
14	163674756	KNOB - 7POINT - M10X20	1	
14	(163642926)	KNOB - 10 MM LOBE STYLE	1	
15	1809005	NUT-1/4 SM FLGE T.L.	1	
16	93769001	MOUNT-SANDWICH SINGLE STUD	1	
17	507612016	SCREW-HFS,M10-1.50X16,10.9,YZ,ANSI,B18.2.3.9M,FT	2	
18	507612020	SCREW-HFS,M10-1.50X20,10.9,YZ,ANSI,B18.2.3.9M,FT	43	
19	296300751	SCREW HFS-.25-20X50GR8-Y2	8	
20	163672349	MOUNT-KNIFE GAUGE	1	
21	115246001	KNIFE GAUGE - 11 GA	1	
22	163677893	FOAM 1/2 X 3/4 50FT PER BULK ROLL	A/R	P/N Qty. Of 1 = 1 Foot
23	506042010	NUT-HEX,JAM,M10 -1.50,YZ,D439	1	

Fuel Tank
Fig 04-11

REF NO.	PART NO.	DESCRIPTION	QTY.	REMARKS
1	153524001	STRAP - TANK (BLACK)	1	
2	412001	NUT-3/8 NC HEX GR2 - YZ	1	
3	485007	WASHER-FLATSTD-.38-.44X1.00-.08-CZ	1	
4	903862001	BOLT-WATER TANK HOLD DOWN	1	
5	163672231	SUPPORT - FUEL TANK	1	
6	163672362	FUEL TANK ASSEMBLY W/ LOCK CAP	1	Inc. Ref. 7-11
6	(180008818)	FUEL TANK ASSEMBLY	1	Inc. Ref. 7-11
7	153894001	SENDING UNIT - FUEL	1	Inc. Ref. 9-11
8	153892001	CAP - FUEL	1	
9	26692001	NUT-10-32 NF HEX	2	
10	504544001	MACH SCREW-10-32 X 1 RH PLT	5	
11	155056001	GASKET - FUEL SENDER	1	

Fuel Tank

Fig 04-11R01

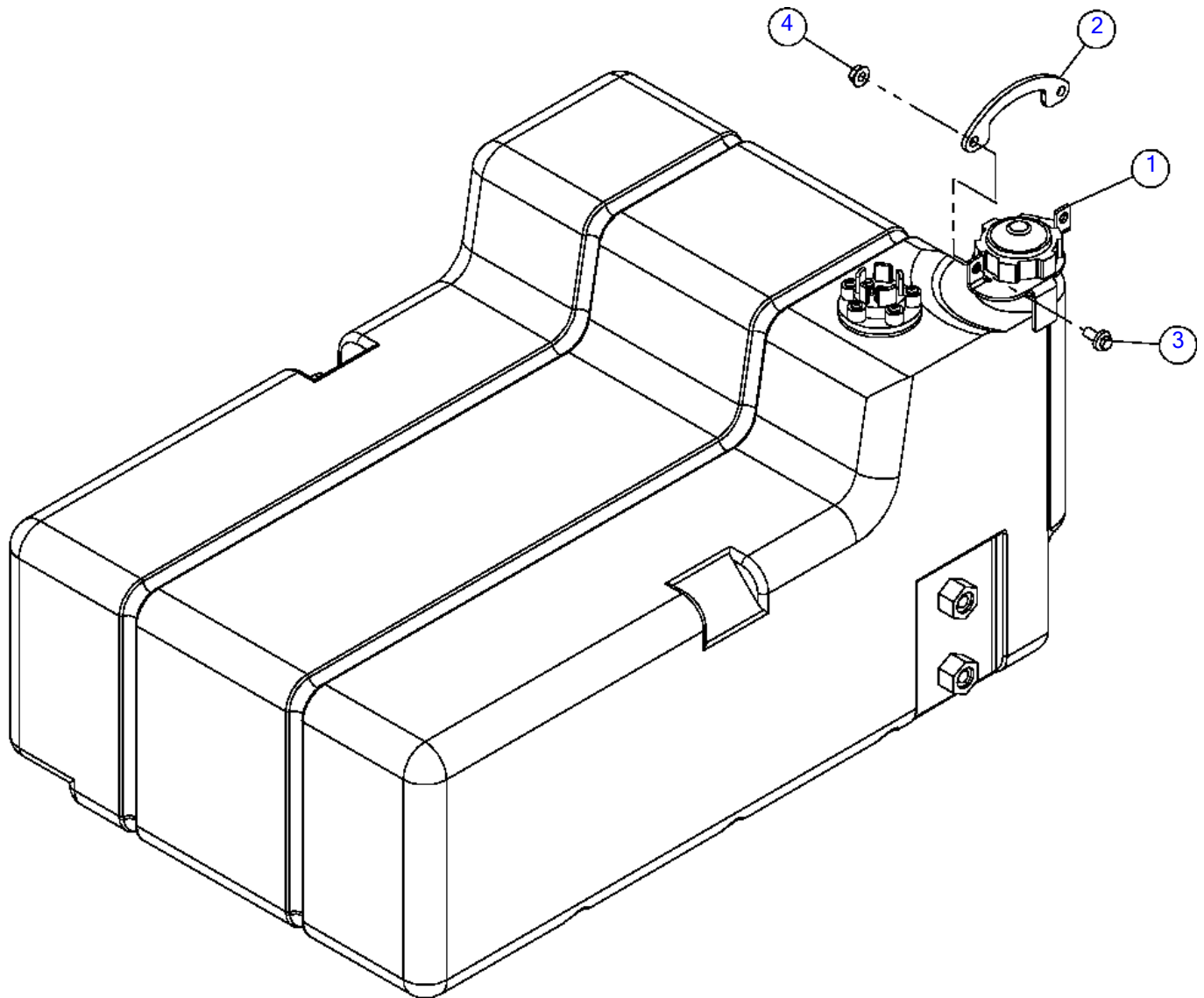


Fuel Tank
Fig 04-11R01

REF NO.	PART NO.	DESCRIPTION	QTY.	REMARKS
1	153524001	STRAP - TANK (BLACK)	1	
2	412001	NUT-3/8 NC HEX GR2 - YZ	1	
3	485007	WASHER-FLATSTD-.38-.44X1.00-.08-CZ	1	
4	903862001	BOLT-WATER TANK HOLD DOWN	1	
5	163672231	SUPPORT - FUEL TANK	1	
6	163672361	FUEL TANK ASSEMBLY	1	Inc. Ref. 8-11
7	279326001	CAP - DIESEL FUEL W/LOCK	1	
	225861001	CAP-DIESEL FUEL	1	
8	153894001	SENDING UNIT - FUEL	1	Inc. Ref. 9-11
9	26692001	NUT-10-32 NF HEX	2	
10	504544001	MACH SCREW-10-32 X 1 RH PLT	5	
11	155056001	GASKET - FUEL SENDER	1	

Locking Fuel Cover

Fig 04-12



Locking Fuel Cover

Fig 04-12

REF NO.	PART NO.	DESCRIPTION	QTY.	REMARKS
1	163672262	BASE - CAP LOCK	1	
2	163672263	CLASP - CAP LOCK	1	
3	507611016	SCREW-HFS,M8-1.25X16,10.9,YZ,D6921,FT	1	
4	507085008	NUT-HEXFLNG LOCK,M8-1.25,10.9,YZ,D6927	1	

Locking Fuel Cover


Fig 04-12R01

OBSOLETE

Locking Fuel Cover

Fig 04-12R01

Drive

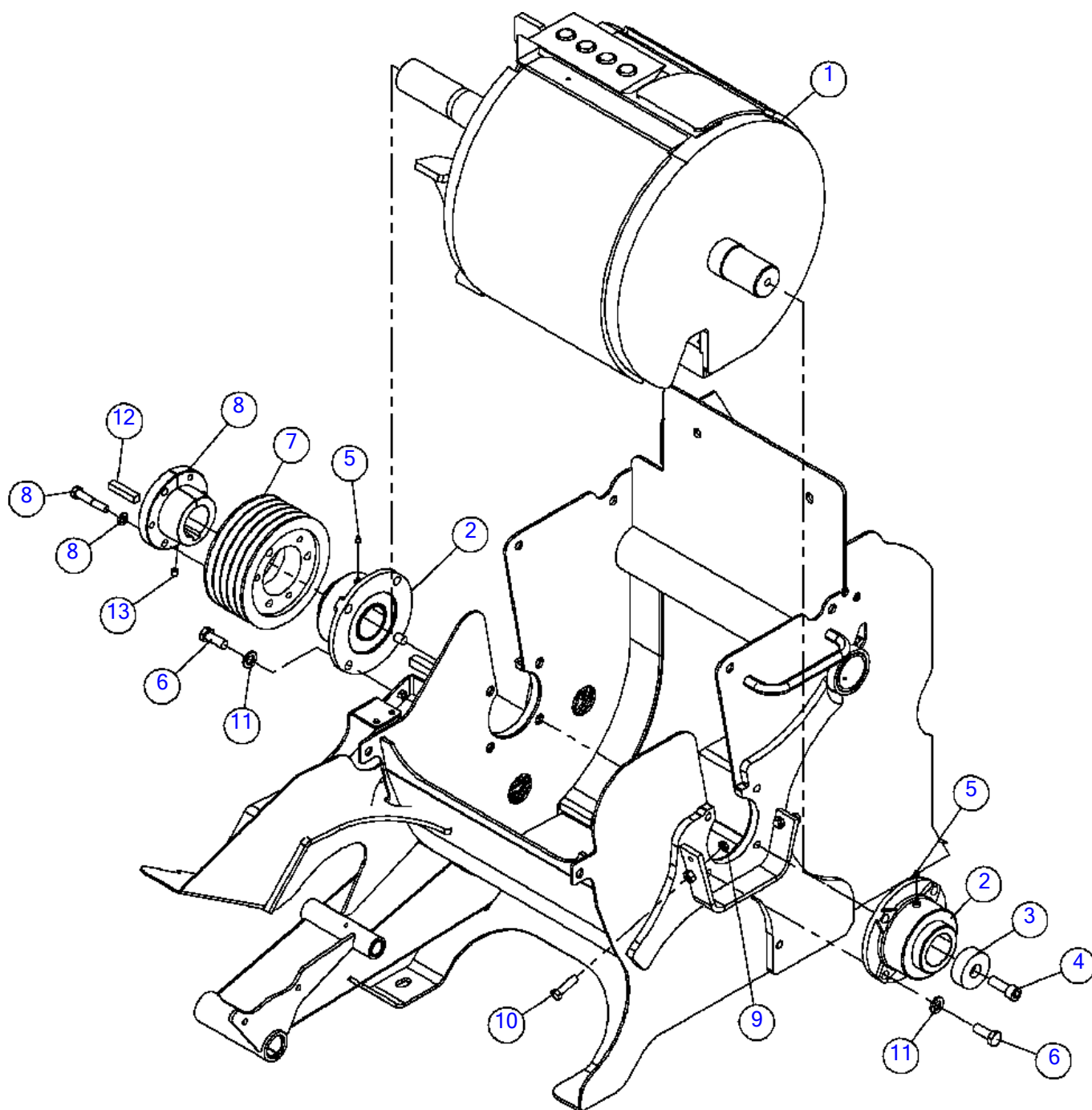


Drive

Drum Sub (SN 15079-15249)	Fig	05-01
Drum Sub (SN 15250-)	Fig	05-01R01
Drum Sub (SN 15079-15249)	Fig	05-02
Drum Sub (SN 15250-)	Fig	05-02R01
Feed Roller(S/N 15079-17379)	Fig	05-03
Feed Roller(S/N 17380-)	Fig	05-03R01
Clutch Arm	Fig	05-04
RHC Clutch Linkage & Handle	Fig	05-05
RHC Clutch Linkage & Handle	Fig	05-05R01
LHC Clutch Linkaget (SN 15079-16951)	Fig	05-05X01
LHC Clutch Linkaget (SN 16952-18016)	Fig	05-05X01R01
LHC Clutch Linkaget (SN 18017-)	Fig	05-05X01R02
LHC Clutch Linkaget (SN 18017-)	Fig	05-05X01R03
Cat 49Hp Drive Shaft (SN 15079-15551)	Fig	05-06
Cat 49Hp Drive Shaft (SN 15552-)	Fig	05-06R01
Cummins 85Hp Drive Shaft (SN 15079-15551)	Fig	05-07
Cummins 85Hp Drive Shaft (SN 15552-)	Fig	05-07R01
Belt Guard (SN 15079-16172)	Fig	05-08
Belt Guard (SN 16173-17828)	Fig	05-08R01
Belt Guard (SN 17829-)	Fig	05-08R02

Drum Sub (SN 15079-15249)

Fig 05-01

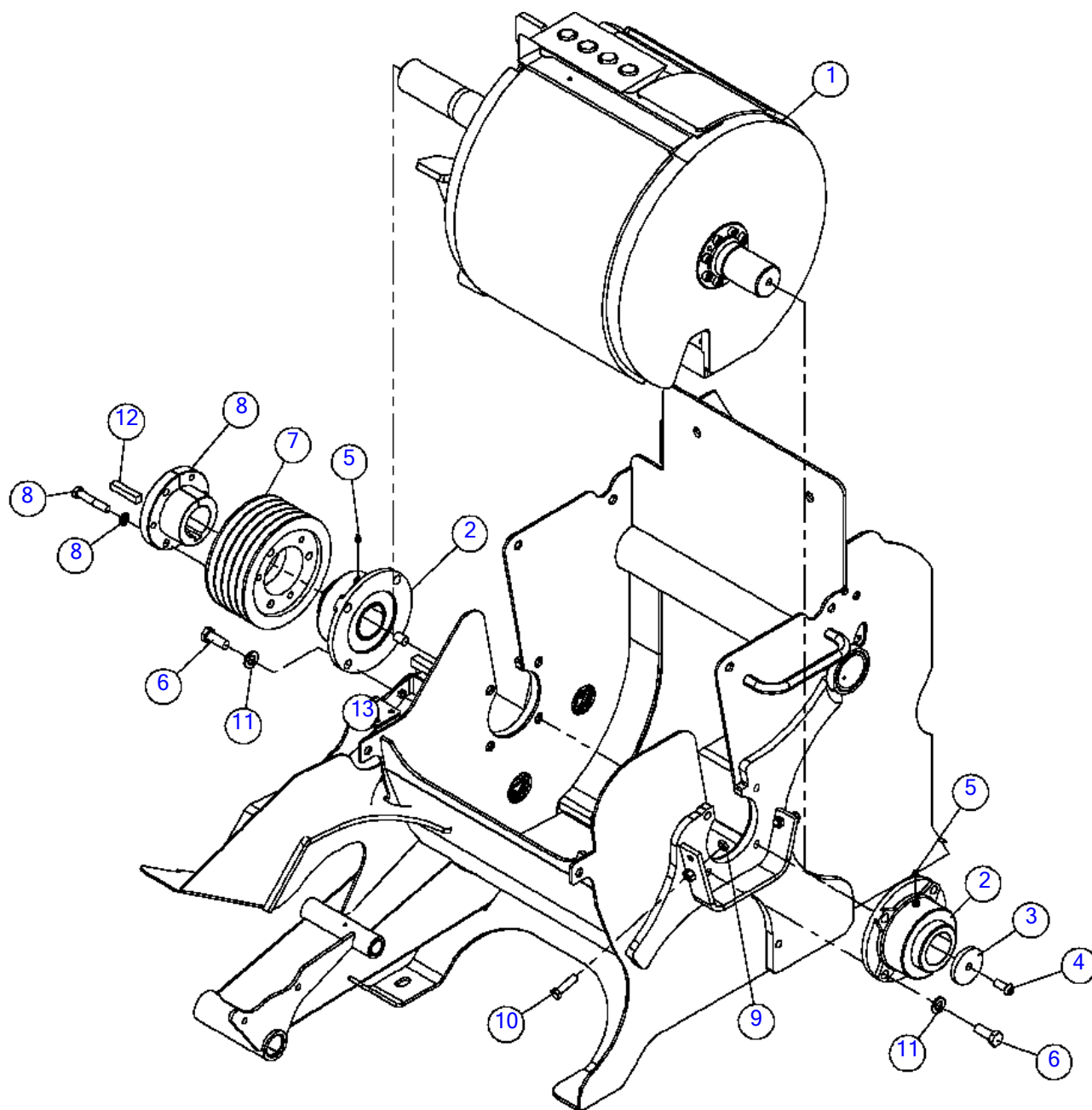


Drum Sub (SN 15079-15249)

Fig 05-01

REF NO.	PART NO.	DESCRIPTION	QTY.	REMARKS
1	IK021523	BC1000XL, BC1200, TIER III DRUM W/KNIVES	1	
1	(180013524)	DRUM SUB-ASSEMBLY	1	
2	163624003	BEARING - 2 7/16 FLANGE TAPERED	2	
3	180009292	WASHER-DRUM WITH RECESSED SHCS	1	
4	249885001	BOLT-M16X45 12.9 SOCHD C/S PLN	1	
5	151808001	CAP - GREASE	2	
6	508478040	SCREW-HCS,M16-2.00X40,10.9,YZ,ISO4017,FT	8	
7	153264001	SHEAVE - 8.5 P.D. 5V 5 GROOVE	1	
8	156925001	HUB-BUSHING E 2 3/8in QD	1	
9	506042012	NUT-HEX,JAM,M12 -1.75,YZ,D439	4	
10	507093045	SCREW-HCS,M12-1.75X45,8.8,YZ,ISO4017,FT	4	
11	508486016	WASHER - FLAT, HARDENED, M16, YZ, DIN6916	8	
12		KEY	1	Not Sold Separately- comes with bushing
13	530001	SSS-3/8-16X1/2	1	

Drum Sub (SN 15250-)
Fig 05-01R01



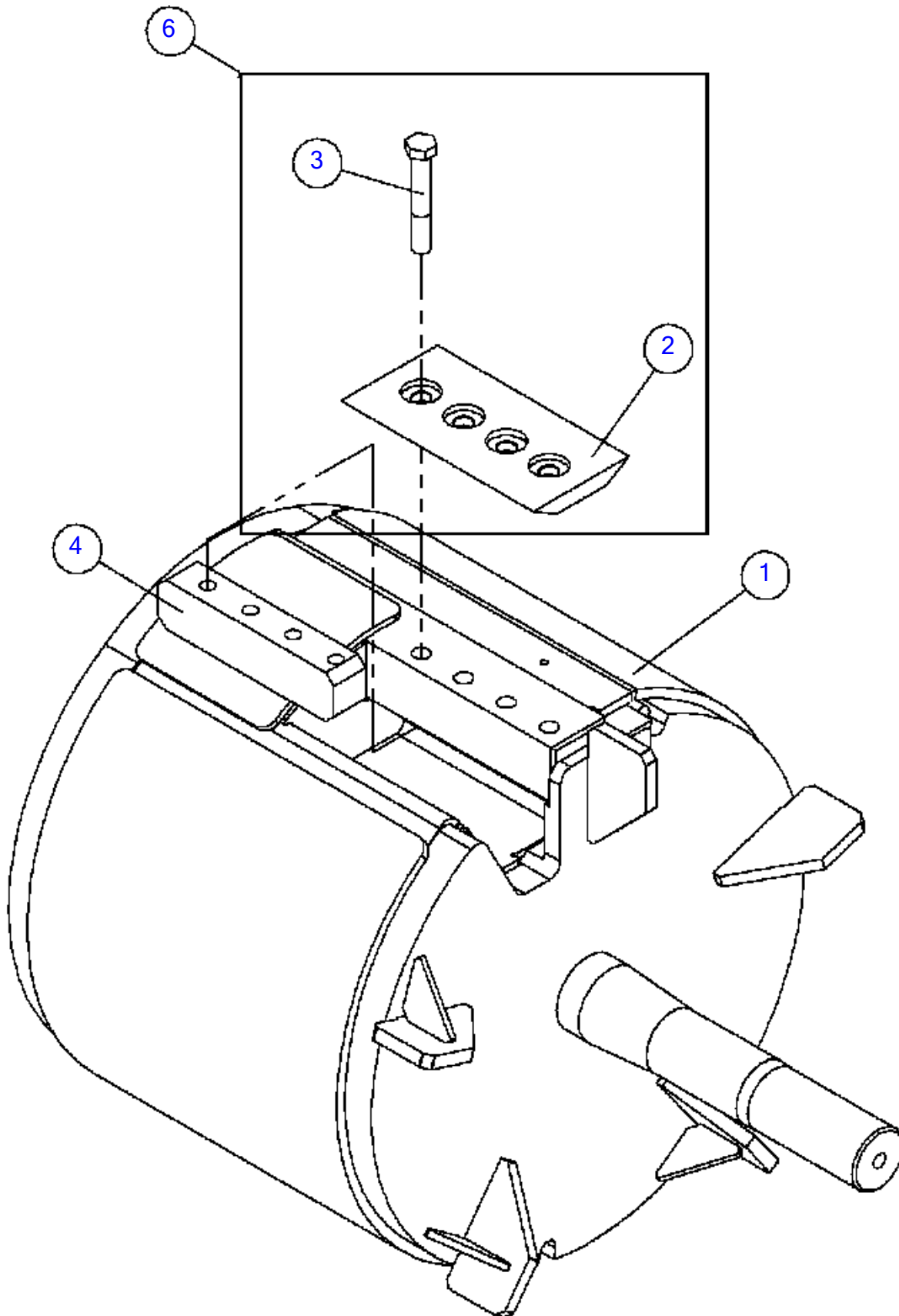
Drum Sub (SN 15250-)

Fig 05-01R01

REF NO.	PART NO.	DESCRIPTION	QTY.	REMARKS
1	IK021523	BC1000XL, BC1200, TIER III DRUM W/KNIVES	1	
1	(163627711)	DRUM SUB-ASSEMBLY BC1000XL	1	
2	163624003	BEARING - 2 7/16 FLANGE TAPERED	2	
3	153202001	WASHER - DRUM	1	
4	508491030	SCREW-SBHCS,M12-1.75X30,12.9,ZYC,ISO7380	1	
5	151808001	CAP - GREASE	2	
6	508478040	SCREW-HCS,M16-2.00X40,10.9,YZ,ISO4017,FT	8	
7	153264001	SHEAVE - 8.5 P.D. 5V 5 GROOVE	1	
8	156925001	HUB-BUSHING E 2 3/8in QD	1	
9	506042012	NUT-HEX,JAM,M12 -1.75,YZ,D439	4	
10	507093045	SCREW-HCS,M12-1.75X45,8.8,YZ,ISO4017,FT	4	
11	508486016	WASHER - FLAT, HARDENED, M16, YZ, DIN6916	8	
12		KEY	1	Not Sold Separately- comes with bushing
13	530001	SSS-3/8-16X1/2	1	

Drum Sub (SN 15079-15249)

Fig 05-02



Drum Sub (SN 15079-15249)

Fig 05-02

REF NO.	PART NO.	DESCRIPTION	QTY.	REMARKS
1	IK021523	BC1000XL, BC1200, TIER III DRUM W/KNIVES	1	
1	(180012387)	DRUM-BC1000XL T3 WELDMENT	1	
2	153175001	KNIFE CUTTER	2	
3	508478100	SCREW-HCS,M16-2.00X100,10.9,YZ,ISO4014,PT	8	
4	157711001	BLOCK - KNIFE THREAD	2	
5	252973009	TONNA V 68 MicroDose Vial	A/R	Not Shown
6	153175010	BC1000XL KNIFE ASSY SERIAL # 3380 AND UP	1	Includes Ref. 2-3 and 5

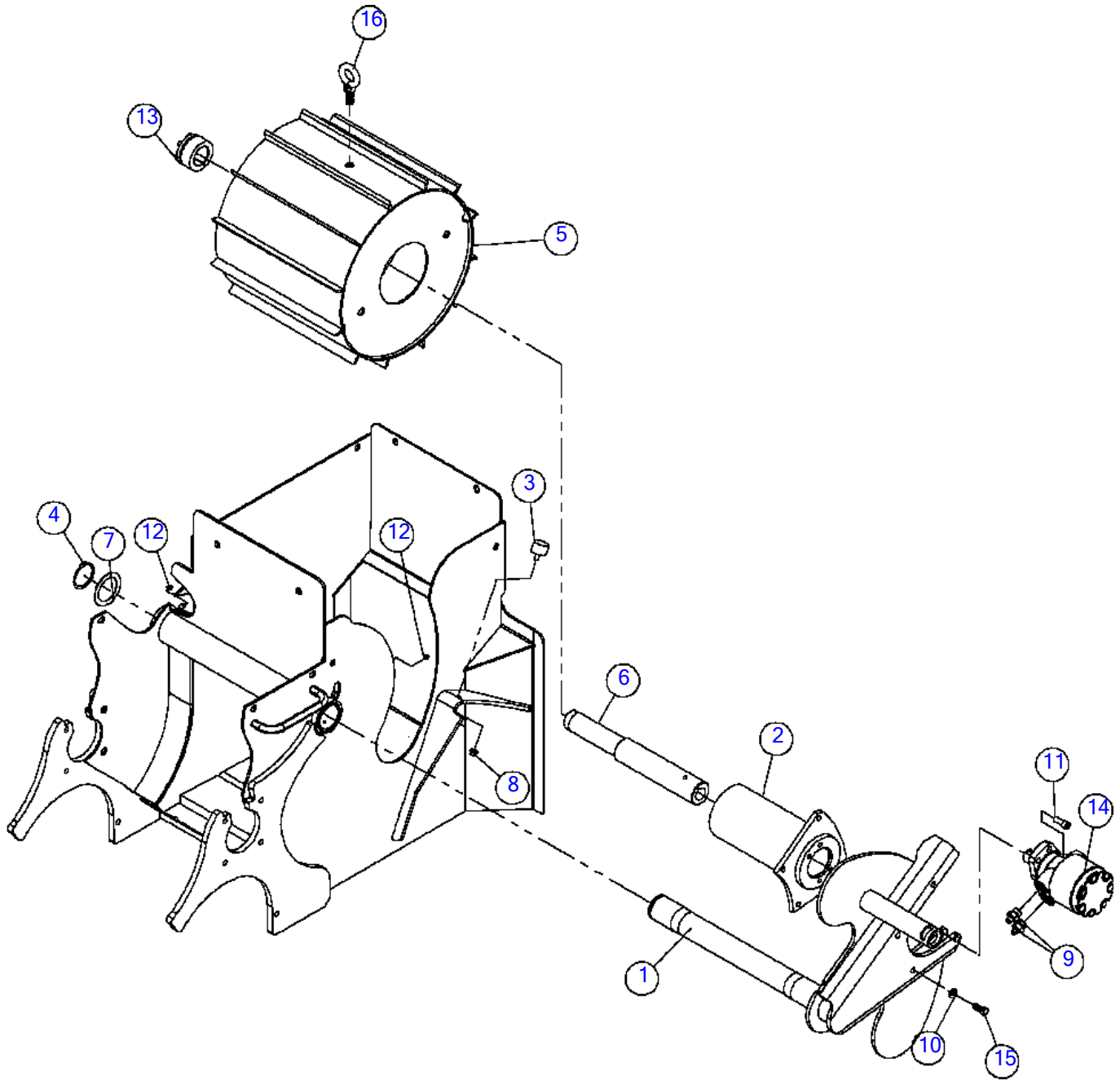
Drum Sub (SN 15250-)

Fig 05-02R01

REF NO.	PART NO.	DESCRIPTION	QTY.	REMARKS
1		DRUM-BC1000XL T3 WELDMENT REMOVABLE SHAFT	1	NSS
	153604001	2 7/8" FRICTION LOCK HUB	2	
	163627715	SHAFT-CUTTER DRUM	1	
2	153175001	KNIFE CUTTER	2	
3	508478100	SCREW-HCS,M16-2.00X100,10.9,YZ,ISO4014,PT	8	
4	157711001	BLOCK - KNIFE THREAD	2	
5	252973009	TONNA V 68 MicroDose Vial	A/R	Not Shown
6	153175010	BC1000XL KNIFE ASSY SERIAL # 3380 AND UP	1	Includes Ref. 2-3 and 5
	IK021523	BC1000XL, BC1200, TIER III DRUM W/KNIVES	1	Inc. Ref. 1-4
	(163627711)	DRUM SUB-ASSEMBLY BC1000XL	1	Inc. Ref. 1-4

Feed Roller(S/N 15079-17379)

Fig 05-03



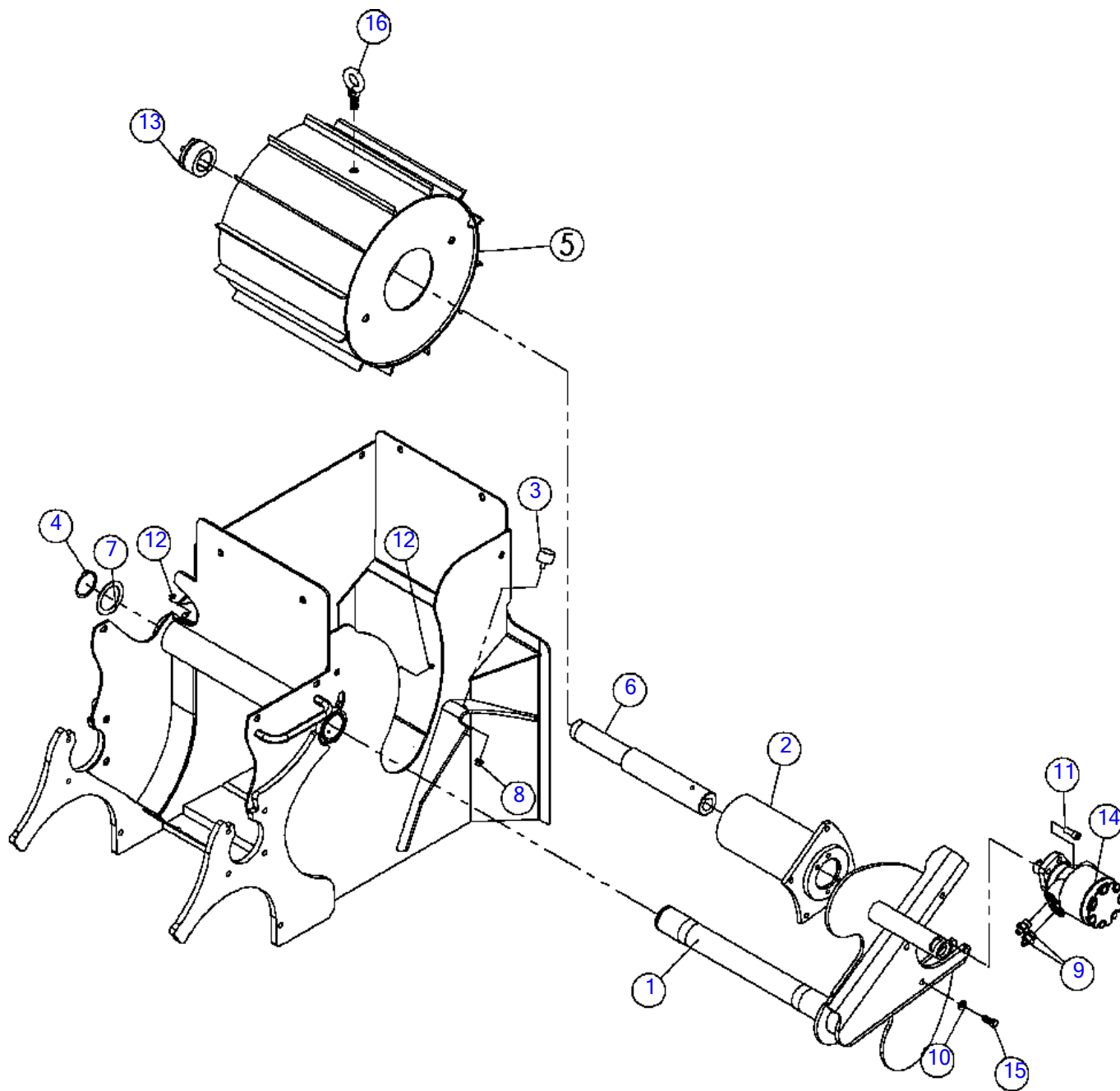
Feed Roller(S/N 15079-17379)

Fig 05-03

REF NO.	PART NO.	DESCRIPTION	QTY.	REMARKS
1	180012455	ARM - BIG JACK F.R. PIVOT	1	
2	163627280	CARRIAGE FEED ROLLER	1	
3	122474001	MOUNT-SANDWICH SINGLE STUD	1	
4	600250	SNAP RING-EXT. 2 1/2 INCH	1	
5	163677544	FEED ROLLER - BC1000XL	1	
5	(161300001)	FEED ROLLER - BC1000	1	
6	163627289	SHAFT FEED ROLLER	1	
7	163627291	SPACER FEED ROLLER SHAFT	1	
8	4536001	NUT - 3/8-16 FLG. WHIZ LOCK	1	
9	57946001	FITTING-10MX#6JIC ST ADAPTER	2	
10	508486012	WASHER-FLAT, HARDENED,M12, YZ, DIN6916	4	
11	507716030	BOLT- SHCS,M12-1.75X30,12.9,YZ,DIN912	4	
12	151808001	CAP - GREASE	2	
13	161302001	COUPLER - RINGFEDER 50X80 LOCKING ASSY	1	
14	122122001	MOTOR - HYDRAULIC 28.33CU.IN.	1	Breakdown Fig. 9-7
15	180007682	SCREW-HCS,M12-1.75X30,8.8,YZ, (PFCN)	4	
16	153883001	LIFTING EYE - M16	1	

Feed Roller(S/N 17380-)

Fig 05-03R01



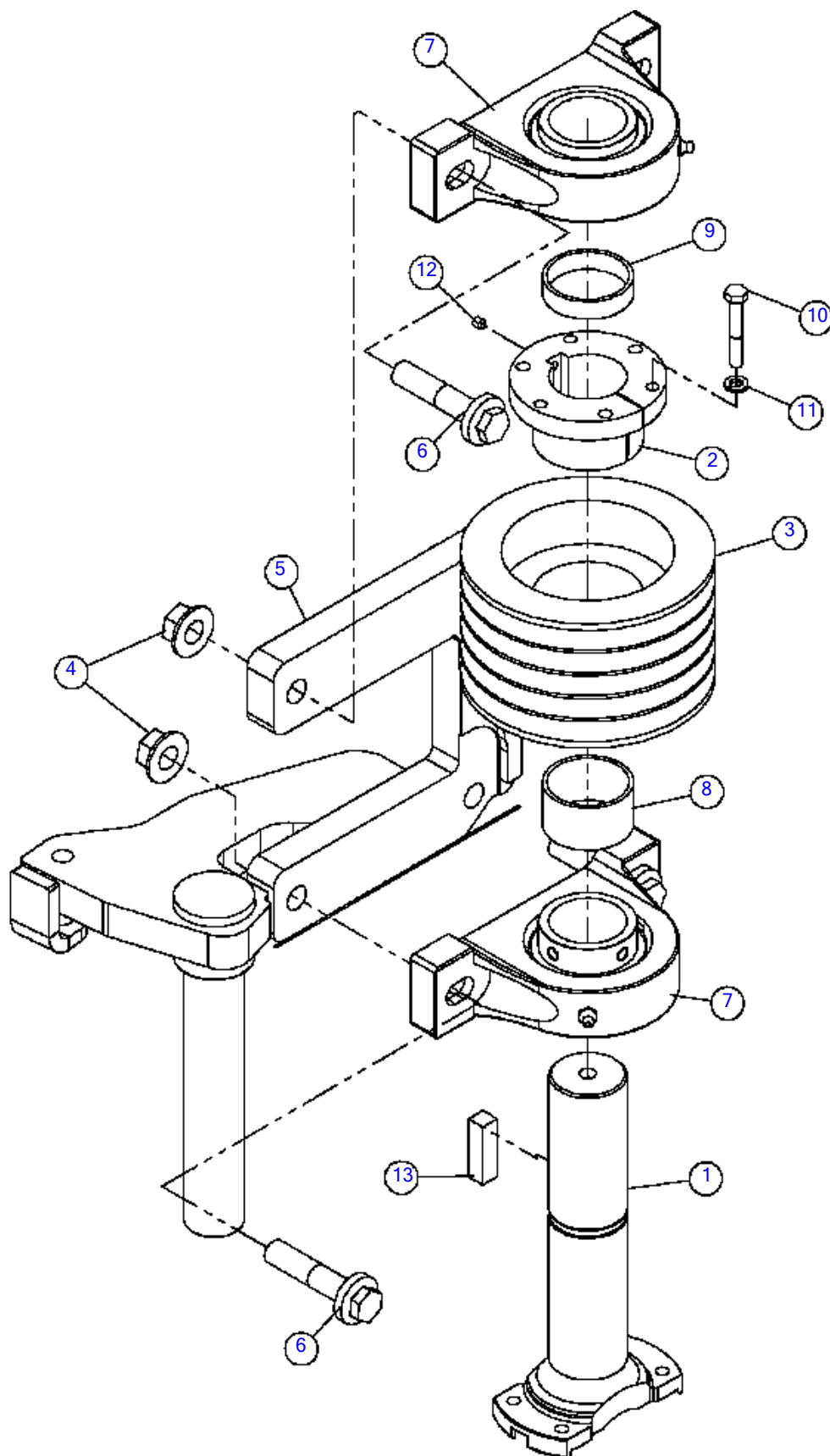
Feed Roller(S/N 17380-)

Fig 05-03R01

REF NO.	PART NO.	DESCRIPTION	QTY.	REMARKS
1	180012455	ARM - BIG JACK F.R. PIVOT	1	
2	163627280	CARRIAGE FEED ROLLER	1	
3	122474001	MOUNT-SANDWICH SINGLE STUD	1	
4	600250	SNAP RING-EXT. 2 1/2 INCH	1	
5	163677544	*FEED ROLLER - BC1000XL	1	
6	163627289	SHAFT FEED ROLLER	1	
7	163627291	SPACER FEED ROLLER SHAFT	1	
8	4536001	NUT - 3/8-16 FLG. WHIZ LOCK	1	
9	57946001	FITTING-10MX#6JIC ST ADAPTER	2	
10	508486012	WASHER-FLAT, HARDENED,M12, YZ, DIN6916	4	
11	507716030	BOLT- SHCS,M12-1.75X30,12.9,YZ,DIN912	4	
12	151808001	CAP - GREASE	2	
13	161302001	COUPLER - RINGFEDER 50X80 LOCKING ASSY	1	
14	122122001	MOTOR - HYDRAULIC 28.33CU.IN.	1	Breakdown Fig. 9-7
15	180007682	SCREW-HCS,M12-1.75X30,8.8,YZ, (PFCN)	4	
16	153883001	LIFTING EYE - M16	1	

Clutch Arm

Fig 05-04

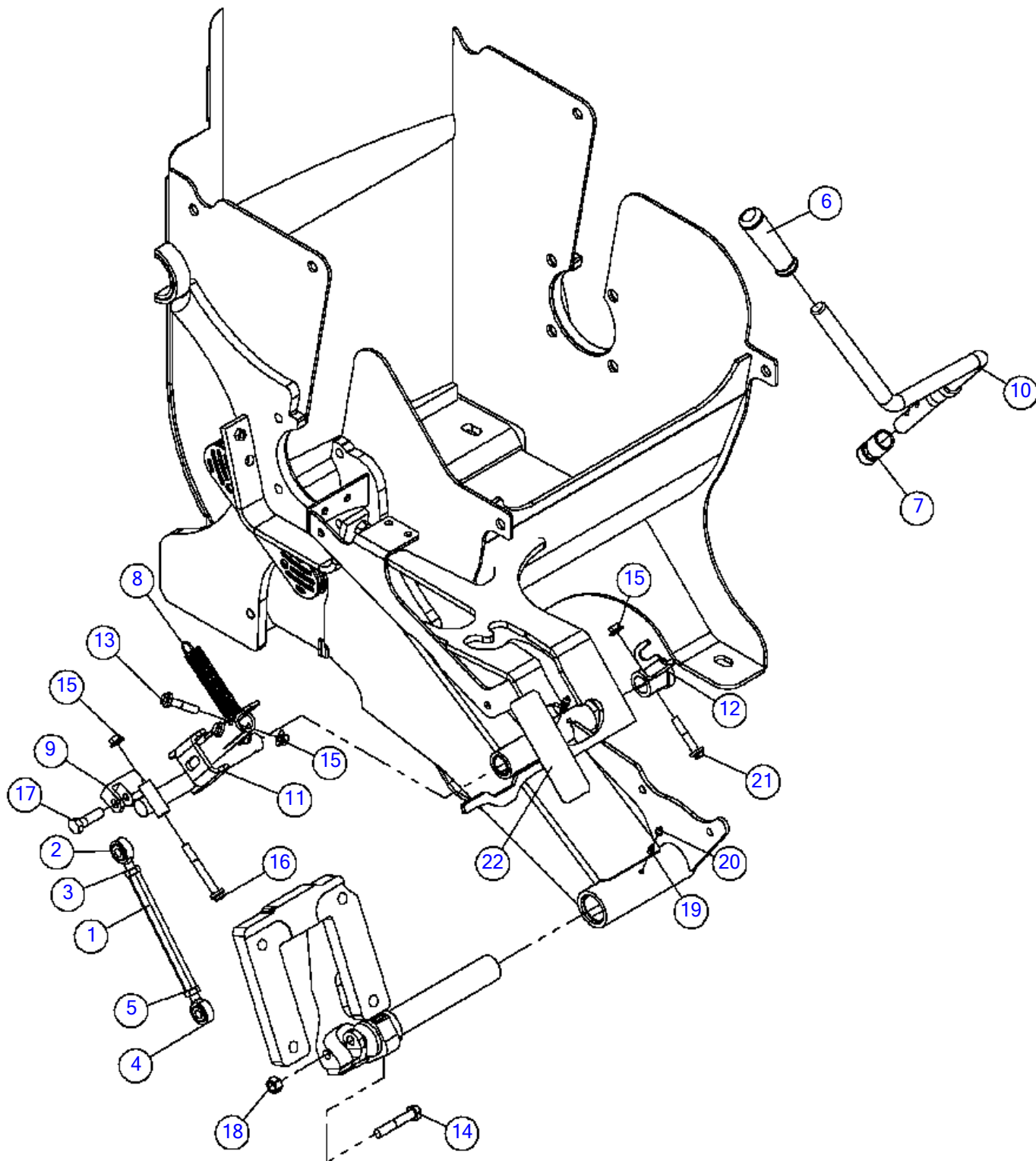


Clutch Arm
Fig 05-04

REF NO.	PART NO.	DESCRIPTION	QTY.	REMARKS
1	180010648	YOKE-5C STUB	1	
2	180012337	HUB-SK BSHG 1 15/16	1	Inc. Ref. 10-13
3	180011767	SHEAVE-6.30 5-GROOVE,CENTERED	1	
4	507085016	NUT-HEXFLNG LOCK, M16-2.00,10.9,YZ,D6927	4	
5	163656773	WDMT-T3, CLUTCH ARM WITH 1.50" SHAFT	1	
6	507614070	SCREW-HFS,M16-2.00X70,10.9,YZ,ZNSI,B18.2.3.9M,PT	4	
7	180011760	BEARING-PILLOWBLOCK-1 15/16	2	
8	180011725	SPACER-2 1/4 OD, 12 GA W, 1.19 L	1	
9	180011726	SPACER-2 1/4 OD, 12 GA W, .62 L	1	
10	351020	BOLT-5/16-18X2"GRADE#5 HEX	3	
11	480005	WASHER-5/16 S/T LOCK	3	
12	523005	SCREW-1/4-20X1/4 SOCKET HD.SET	1	
13	580009	H KEY 1/2 X 1/2 - 1 3/4	1	

RHC Clutch Linkage & Handle

Fig 05-05



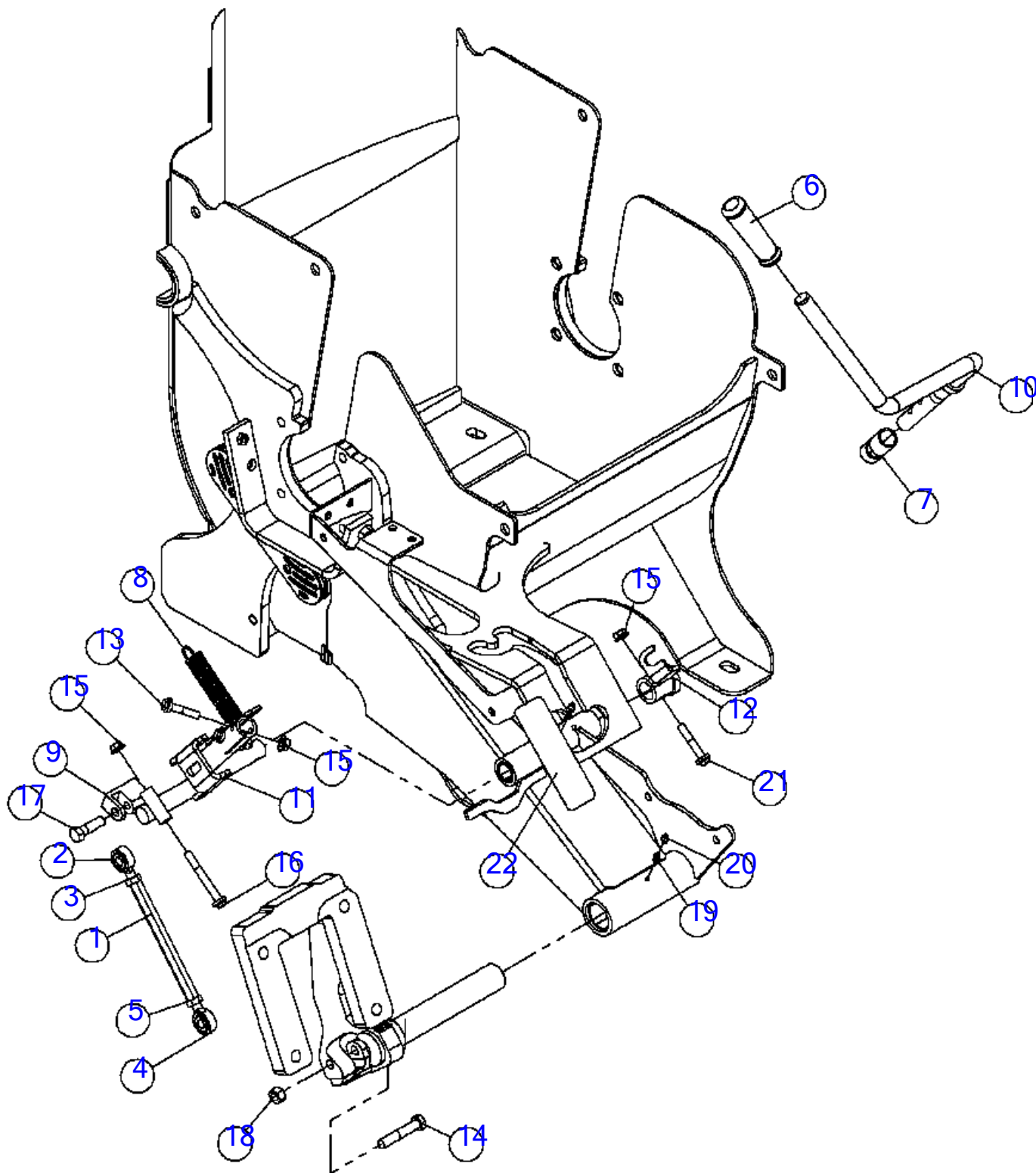
RHC Clutch Linkage & Handle

Fig 05-05

REF NO.	PART NO.	DESCRIPTION	QTY.	REMARKS
1	180012429	TURN BUCKLE - CLUTCH, 5/8" HEX	1	
2	180012423	ROD END - 1/2-20 LEFT THREAD	1	
3	510500529	NUT - HEX JAM .50-20 GR5 CZ LH	1	
4	180012422	ROD END-1/2-20 RIGHT THREAD	1	
5	3888001	NUT-1/2 N.F. HEX JAM REF T07887	1	
6	109276001	HANDLE GRIP-7/8"W/O FINGERGRIP	1	
7	153445001	BUSHING - WEAR	1	
8	180013172	SPRING-EXT.900 OD X .105W X 5.50 OA	1	
9	180014645	PIVOT - RHC CLUTCH PIVOT WDMT	1	
10	180013580	HANDLE-CLUTCH	1	
11	180012411	YOKE-CLUTCH	1	
12	180008087	MOUNT - CLUTCH CABLE	1	
13	507612045	SCREW-HFS,M10-1.50X45,10.9,YZ,ANSI,B18.2.3.9M,PT	2	
14	235744001	BOLT-1/2-13X2 3/4 GR8 ZNC PLTD	1	
15	507085010	NUT-HEXFLNG LOCK, M10-1.50,10.9,YZ,D6927	4	
16	507612080	SCREW-HFS,M10-1.50X80,10.9,YZ,ANSI,B18.2.3.9M,PT	1	
17	240334001	SCREW-HCS-.50-13X1.75-GR8-YZ	1	
18	423001	NUT-1/2 NC SLTL UTB	1	
19	598001	FITTING-1/4" NF ST GREASE ZERK	2	
20	151808001	CAP - GREASE	2	
21	507612055	SCREW-HFS,M10-1.50X55,10.9,YZ,D6921,PT	1	
22	700ib292	DECAL-CONTROL	1	

RHC Clutch Linkage & Handle

Fig 05-05R01

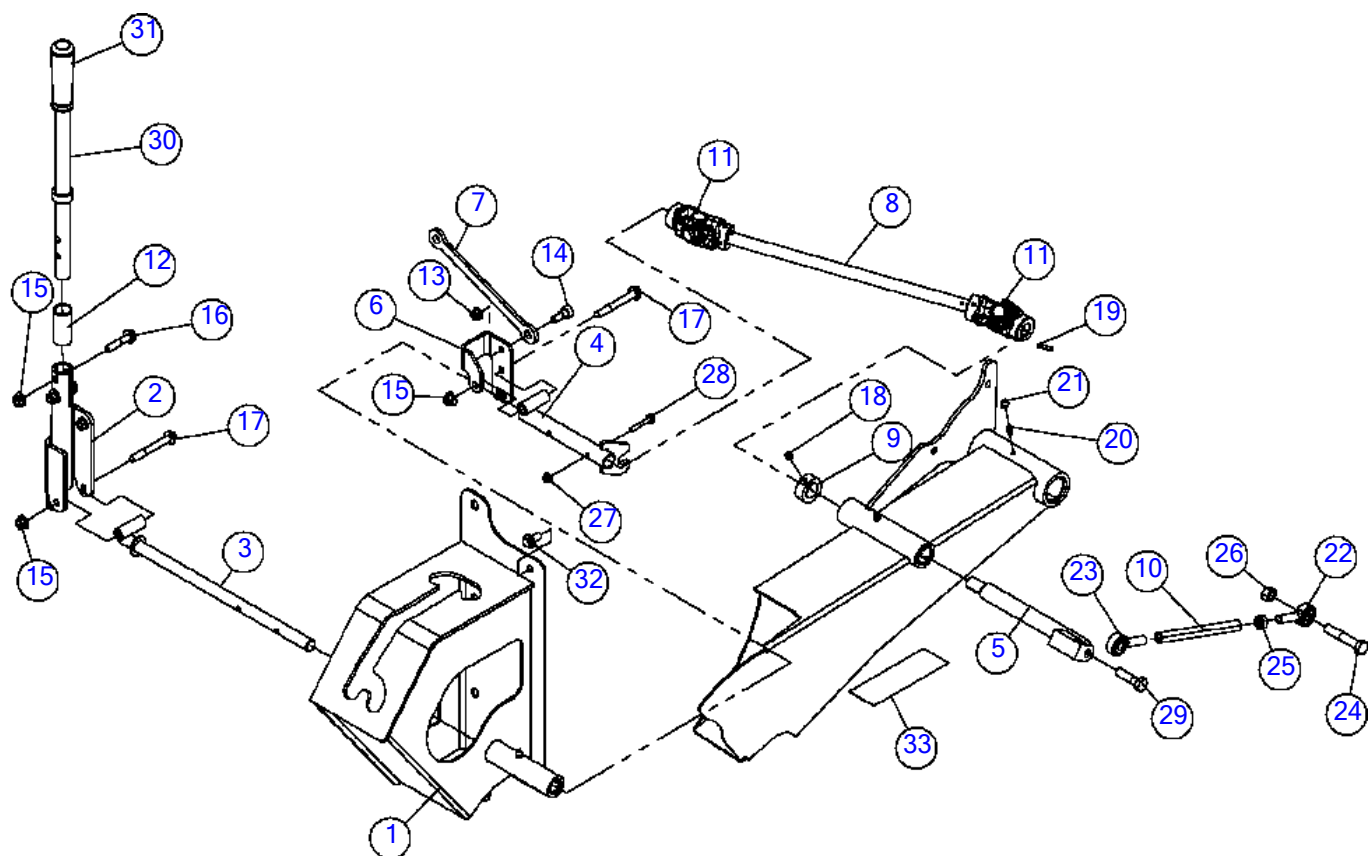


RHC Clutch Linkage & Handle
Fig 05-05R01

REF NO.	PART NO.	DESCRIPTION	QTY.	REMARKS
1	180012429	TURN BUCKLE - CLUTCH, 5/8" HEX	1	
2	180012423	ROD END - 1/2-20 LEFT THREAD	1	
3	510500529	NUT - HEX JAM .50-20 GR5 CZ LH	1	
4	180012422	ROD END-1/2-20 RIGHT THREAD	1	
5	3888001	NUT-1/2 N.F. HEX JAM REF T07887	1	
6	109276001	HANDLE GRIP-7/8"W/O FINGERGRIP	1	
7	153445001	BUSHING - WEAR	1	
8	180013172	SPRING-EXT.900 OD X .105W X 5.50 OA	1	
9	180014645	PIVOT - RHC CLUTCH PIVOT WDMT	1	
10	163672401	*HANDLE - WELDED CLUTCH	1	
11	180012411	YOKE-CLUTCH	1	
12	180008087	MOUNT - CLUTCH CABLE	1	
13	507612045	SCREW-HFS,M10-1.50X45,10.9,YZ,ANSI,B18.2.3.9M,PT	2	
14	235744001	BOLT-1/2-13X2 3/4 GR8 ZNC PLTD	1	
15	507085010	NUT-HEXFLNG LOCK, M10-1.50,10.9,YZ,D6927	4	
16	507612080	SCREW-HFS,M10-1.50X80,10.9,YZ,ANSI,B18.2.3.9M,PT	1	
17	240334001	SCREW-HCS-.50-13X1.75-GR8-YZ	1	
18	423001	NUT-1/2 NC SLTL UTB	1	
19	598001	FITTING-1/4" NF ST GREASE ZERK	2	
20	151808001	CAP - GREASE	2	
21	507612055	SCREW-HFS,M10-1.50X55,10.9,YZ,D6921,PT	1	
22	700ib292	DECAL-CONTROL	1	

LHC Clutch Linkaget (SN 15079-16951)

Fig 05-05X01



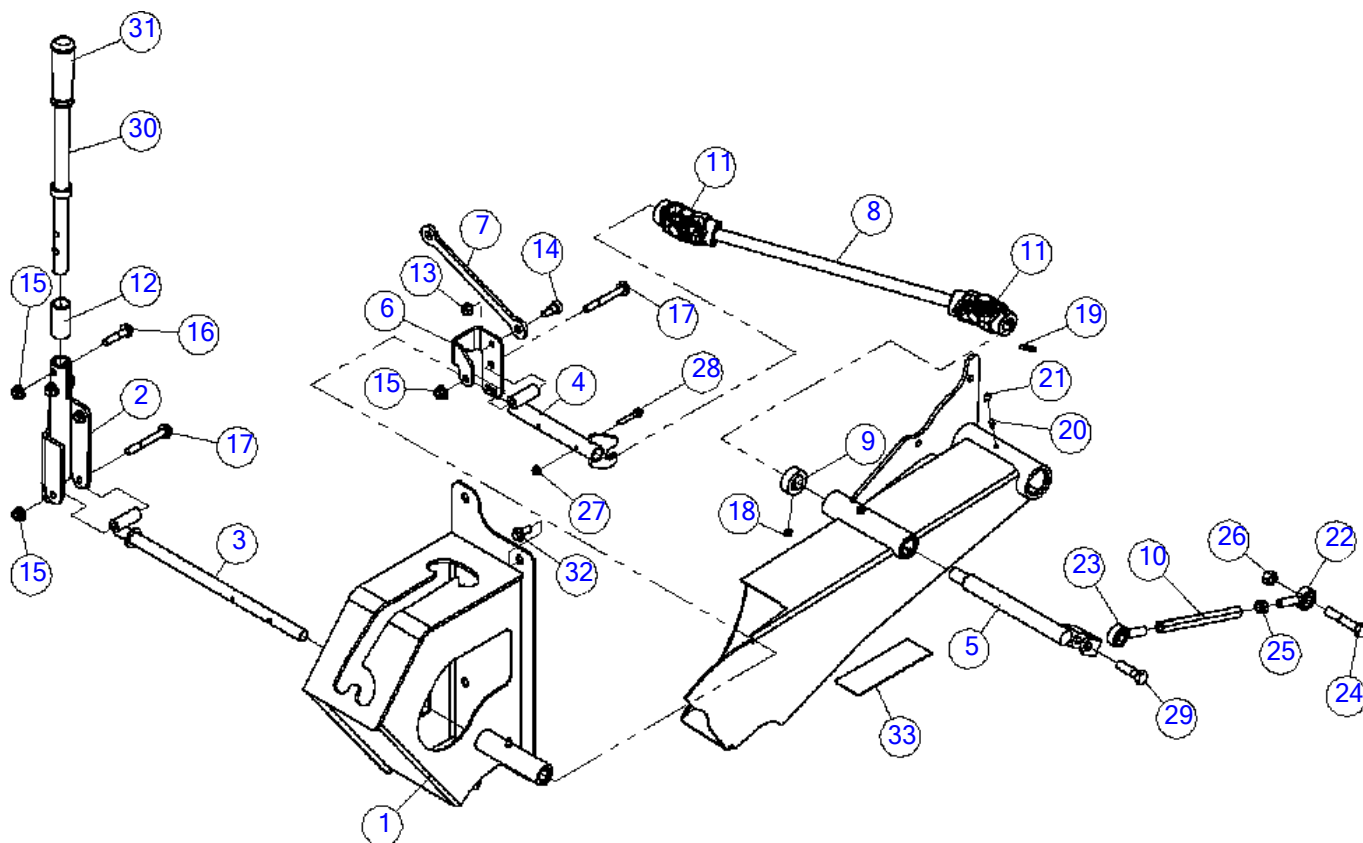
LHC Clutch Linkaget (SN 15079-16951)

Fig 05-05X01

REF NO.	PART NO.	DESCRIPTION	QTY.	REMARKS
1	163672374	PIVOT BOX - LEFT HAND CONTROLS	1	
2	180012483	PIVOT - LHC CLUTCH ARM WDMT	1	
3	180012491	PIVOT ROD - LHC CLUTCH WDMT	1	
4	180012488	THROTTLE RETENTION - LHC WELDMENT	1	
5	180014646	PIVOT - LHC CLUTCH HANDLE WDMT	1	
6	180012486	BRACKET - LHC THROTTLE LINKAGE	1	
7	180012487	PLATE - LHC THROTTLE LINKAGE	1	
8	163672275	ROD - LONG U-JOINT LINKAGE	1	
9	1500009	SET COLLAR - 1" PLATED REF T00218	1	
10	180012429	TURN BUCKLE - CLUTCH, 5/8" HEX	1	
11	163627974	U-JOINT W/3/4" YOKES	2	
11	(180012471)	U-JOINT W/3/4" YOKES	2	
12	153445001	BUSHING - WEAR	1	
13	1809003	NUT-3/8 SM FLGE T.L.	2	
14	296256038	SCREW - SHSS - .50X.38-.38-16 THD-CZ	2	
15	507085010	NUT-HEXFLNG LOCK, M10-1.50,10.9,YZ,D6927	4	
16	507612045	SCREW-HFS,M10-1.50X45,10.9,YZ,ANSI,B18.2.3.9M,PT	2	
17	507612080	SCREW-HFS,M10-1.50X80,10.9,YZ,ANSI,B18.2.3.9M,PT	2	
18	526005	SSS-3/8-16X3/8	1	
19	70859001	HKEY- 3/16X3/16-7/8	4	
20	598001	FITTING-1/4" NF ST GREASE ZERK	3	
21	151808001	CAP - GREASE	3	
22	180012422	ROD END-1/2-20 RIGHT THREAD	1	
23	180012423	ROD END - 1/2-20 LEFT THREAD	1	
24	235744001	BOLT-1/2-13X2 3/4 GR8 ZNC PLTD	1	
25	3888001	NUT-1/2 N.F. HEX JAM REF T07887	1	
26	423001	NUT-1/2 NC SLTL UTB	1	
27	507085006	NUT-HEXFLNG LOCK,M6-1.00,10.9,YZ,D6927	2	
28	507610040	SCREW-HFS,M6-1.00X40,10.9,YZ,D6921,FT	2	
29	240334001	SCREW-HCS-.50-13X1.75-GR8-YZ	1	
30	163672376	HANDLE - CLUTCH WELDMENT	1	
31	109276001	HANDLE GRIP-7/8"W/O FINGERGRIP	1	
32	507612020	SCREW-HFS,M10-1.50X20,10.9,YZ,ANSI,B18.2.3.9M,FT	2	
33	700ID815	DECAL - LH CLUTCH CONTROL	1	

LHC Clutch Linkaget (SN 16952-18016)

Fig 05-05X01R01



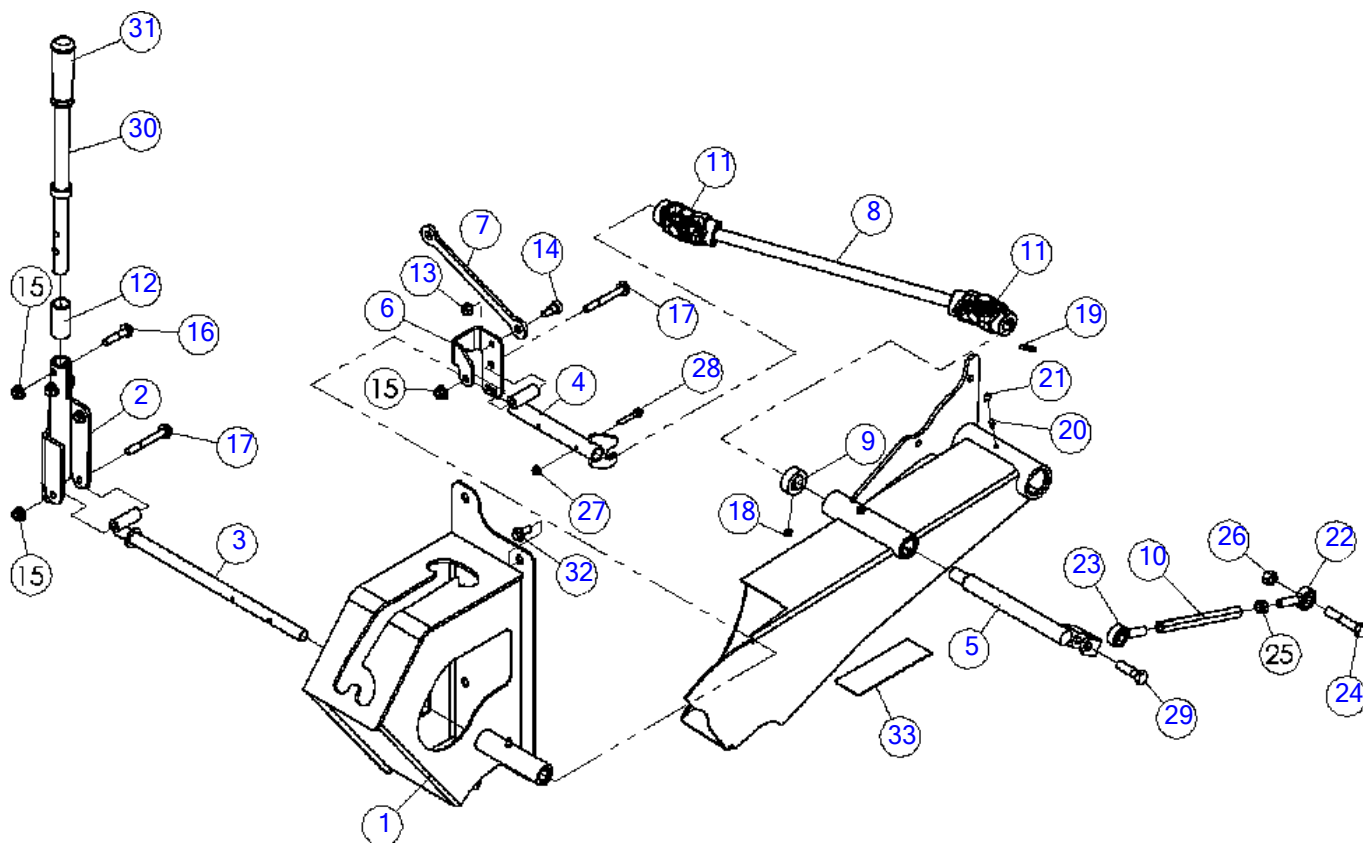
LHC Clutch Linkaget (SN 16952-18016)

Fig 05-05X01R01

REF NO.	PART NO.	DESCRIPTION	QTY.	REMARKS
1	163672374	PIVOT BOX - LEFT HAND CONTROLS	1	
2	180012483	PIVOT - LHC CLUTCH ARM WDMT	1	
3	180012491	PIVOT ROD - LHC CLUTCH WDMT	1	
4	180012488	THROTTLE RETENTION - LHC WELDMENT	1	
5	163677325	*PIVOT - LHC CLUTCH HANDLE WDMT	1	
6	180012486	BRACKET - LHC THROTTLE LINKAGE	1	
7	180012487	PLATE - LHC THROTTLE LINKAGE	1	
8	163677324	*ROD - LONG U-JOINT LINKAGE	1	
9	1500009	SET COLLAR - 1" PLATED	1	
10	180012429	TURN BUCKLE - CLUTCH, 5/8" HEX	1	
11	163627974	U-JOINT W/3/4" YOKES	2	
11	(180012471)	U-JOINT W/3/4" YOKES	2	
12	153445001	BUSHING - WEAR	1	
13	1809003	NUT-3/8 SM FLGE T.L.	2	
14	296256038	SCREW - SHSS - .50X.38-.38-16 THD-CZ	2	
15	507085010	NUT-HEXFLNG LOCK, M10-1.50,10.9,YZ,D6927	4	
16	507612045	SCREW-HFS,M10-1.50X45,10.9,YZ,ANSI,B18.2.3.9M,PT	2	
17	507612080	SCREW-HFS,M10-1.50X80,10.9,YZ,ANSI,B18.2.3.9M,PT	2	
18	526005	SSS-3/8-16X3/8	1	
19	70859001	HKEY- 3/16X3/16-7/8	4	
20	598001	FITTING-1/4" NF ST GREASE ZERK	3	
21	151808001	CAP - GREASE	3	
22	180012422	ROD END-1/2-20 RIGHT THREAD	1	
23	180012423	ROD END - 1/2-20 LEFT THREAD	1	
24	235744001	BOLT-1/2-13X2 3/4 GR8 ZNC PLTD	1	
25	3888001	NUT-1/2 N.F. HEX JAM	1	
26	423001	NUT-1/2 NC SLTL UTB	1	
27	507085006	NUT-HEXFLNG LOCK,M6-1.00,10.9,YZ,D6927	2	
28	507610040	SCREW-HFS,M6-1.00X40,10.9,YZ,D6921,FT	2	
29	240334001	SCREW-HCS-.50-13X1.75-GR8-YZ	1	
30	163672376	HANDLE - CLUTCH WELDMENT	1	
31	109276001	HANDLE GRIP-7/8"W/O FINGERGRIP	1	
32	507612020	SCREW-HFS,M10-1.50X20,10.9,YZ,ANSI,B18.2.3.9M,FT	2	
33	700ID815	DECAL - LH CLUTCH CONTROL	1	

LHC Clutch Linkaget (SN 18017-)

Fig 05-05X01R02



LHC Clutch Linkaget (SN 18017-)

Fig 05-05X01R02

REF NO.	PART NO.	DESCRIPTION	QTY.	REMARKS
1	163672374	PIVOT BOX - LEFT HAND CONTROLS	1	
2	180012483	PIVOT - LHC CLUTCH ARM WDMT	1	
3	180012491	PIVOT ROD - LHC CLUTCH WDMT	1	
4	180012488	THROTTLE RETENTION - LHC WELDMENT	1	
5	163677325	*PIVOT - LHC CLUTCH HANDLE WDMT	1	
6	180012486	BRACKET - LHC THROTTLE LINKAGE	1	
7	180012487	PLATE - LHC THROTTLE LINKAGE	1	
8	163677324	*ROD - LONG U-JOINT LINKAGE	1	
9	1500009	SET COLLAR - 1" PLATED	1	
10	180012429	TURN BUCKLE - CLUTCH, 5/8" HEX	1	
11	163627974	*U-JOINT W/3/4" YOKES	2	
12	153445001	BUSHING - WEAR	1	
13	1809003	NUT-3/8 SM FLGE T.L.	2	
14	296256038	SCREW - SHSS - .50X.38-.38-16 THD-CZ	2	
15	507085010	NUT-HEXFLNG LOCK, M10-1.50,10.9,YZ,D6927	4	
16	507612045	SCREW-HFS,M10-1.50X45,10.9,YZ,ANSI,B18.2.3.9M,PT	2	
17	507612080	SCREW-HFS,M10-1.50X80,10.9,YZ,ANSI,B18.2.3.9M,PT	2	
18	526005	SSS-3/8-16X3/8	1	
19	70859001	HKEY- 3/16X3/16-7/8	4	
20	598001	FITTING-1/4" NF ST GREASE ZERK	3	
21	151808001	CAP - GREASE	3	
22	180012422	ROD END-1/2-20 RIGHT THREAD	1	
23	180012423	ROD END - 1/2-20 LEFT THREAD	1	
24	235744001	BOLT-1/2-13X2 3/4 GR8 ZNC PLTD	1	
25	3888001	NUT-1/2 N.F. HEX JAM	1	
26	423001	NUT-1/2 NC SLTL UTB	1	
27	507085006	NUT-HEXFLNG LOCK,M6-1.00,10.9,YZ,D6927	2	
28	507610040	SCREW-HFS,M6-1.00X40,10.9,YZ,D6921,FT	2	
29	240334001	SCREW-HCS-.50-13X1.75-GR8-YZ	1	
30	163672376	HANDLE - CLUTCH WELDMENT	1	
31	109276001	HANDLE GRIP-7/8"W/O FINGERGRIP	1	
32	507612020	SCREW-HFS,M10-1.50X20,10.9,YZ,ANSI,B18.2.3.9M,FT	2	
33	700ID815	DECAL - LH CLUTCH CONTROL	1	

LHC Clutch Linkaget (SN 18017-)

Fig 05-05X01R03

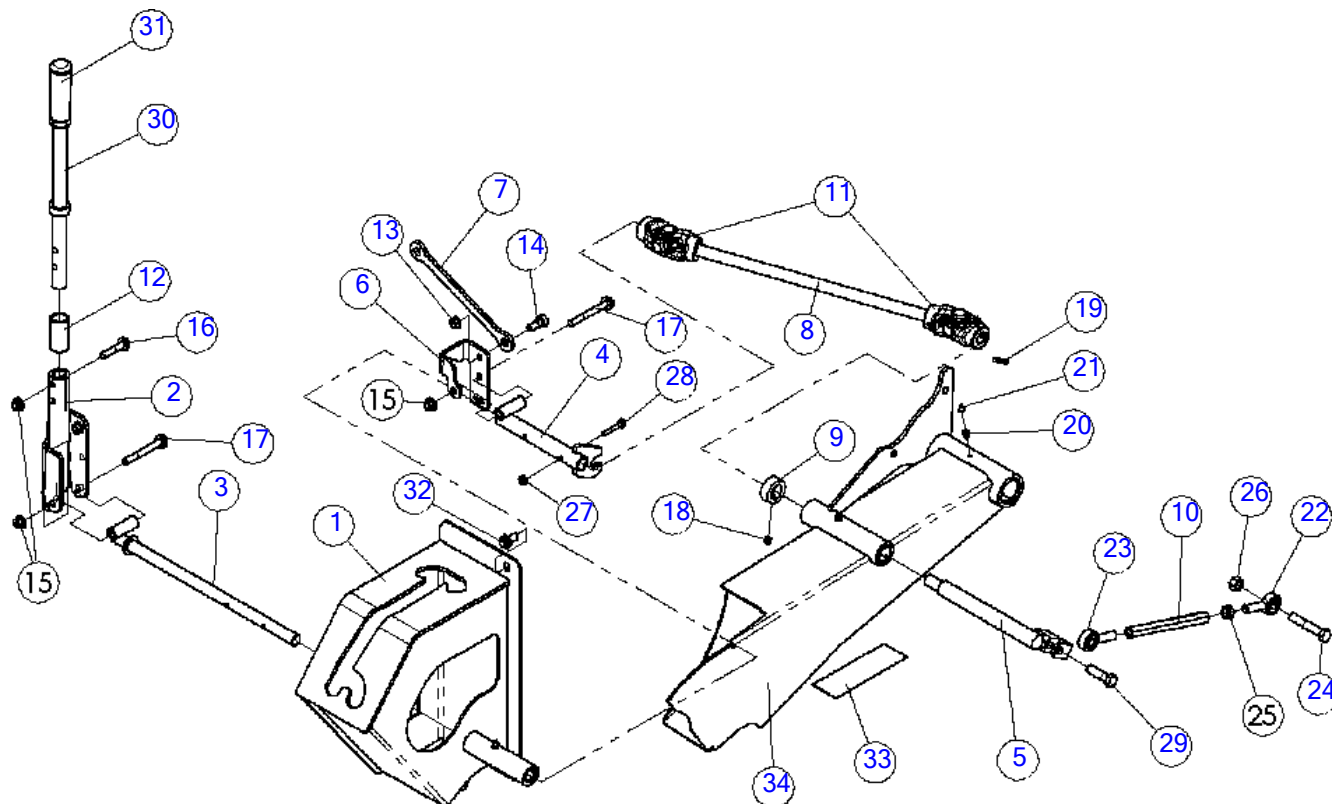


ILLUSTRATION NO: 163674580

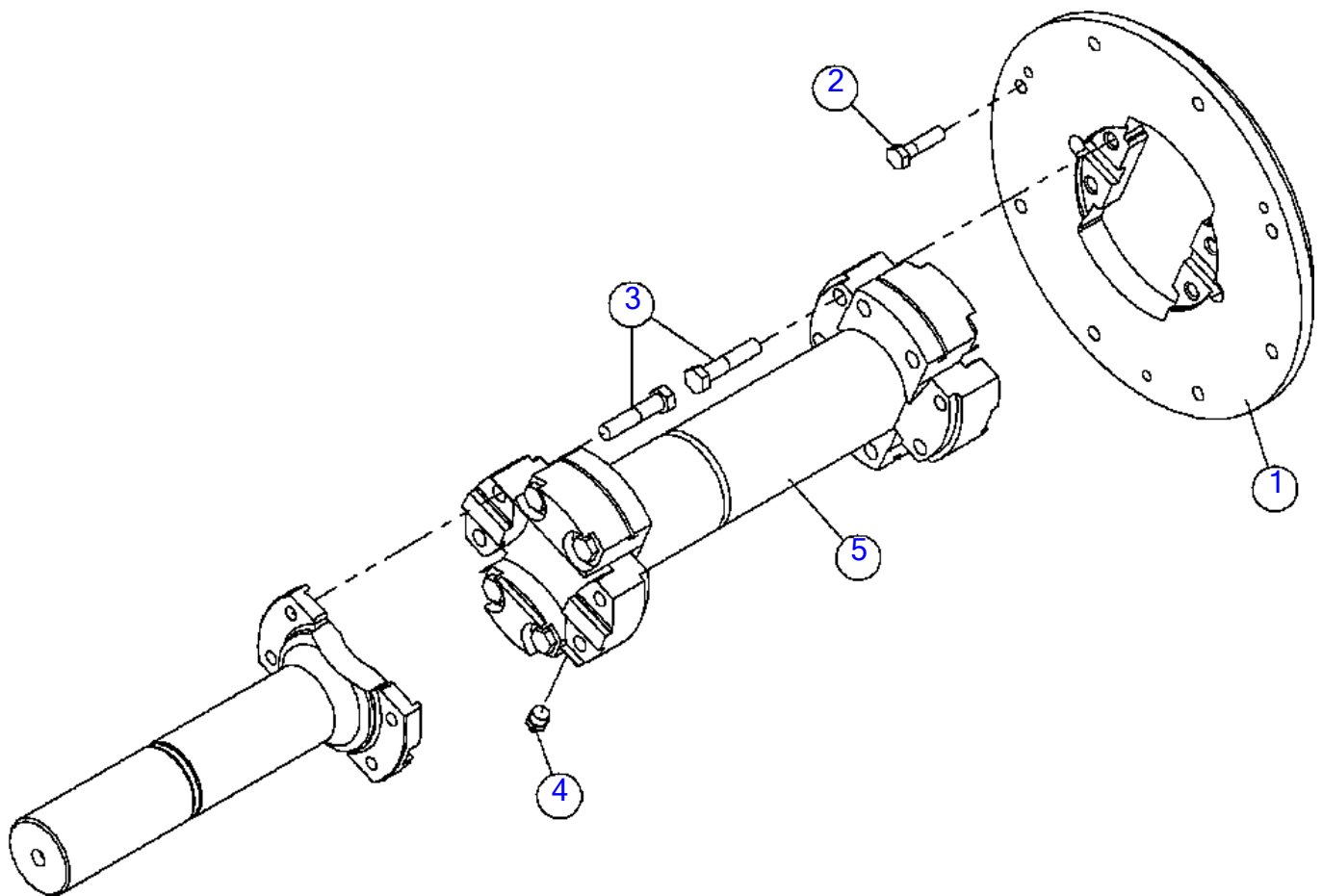
LHC Clutch Linkaget (SN 18017-)

Fig 05-05X01R03

REF NO.	PART NO.	DESCRIPTION	QTY.	REMARKS
1	163674581	T4 PIVOT BOX - LEFT HAND CONTROLS	1	
2	180012483	PIVOT - LHC CLUTCH ARM WDMT	1	
3	180012491	PIVOT ROD - LHC CLUTCH WDMT	1	
4	180012488	THROTTLE RETENTION - LHC WELDMENT	1	
5	163677325	PIVOT - LHC CLUTCH HANDLE WDMT	1	
6	180012486	BRACKET - LHC THROTTLE LINKAGE	1	
7	180012487	PLATE - LHC THROTTLE LINKAGE	1	
8	163677324	ROD - LONG U-JOINT LINKAGE	1	
9	1500009	SET COLLAR - 1" PLATED	1	
10	180012429	TURN BUCKLE - CLUTCH, 5/8" HEX	1	
11	163627974	U-JOINT W/3/4" YOKES	2	
12	153445001	BUSHING - WEAR	1	
13	1809003	NUT-3/8 SM FLGE T.L.	2	
14	296256038	SCREW - SHSS - .50X.38-.38-16 THD-CZ	2	
15	507085010	NUT-HEXFLNG LOCK, M10-1.50,10.9,YZ,D6927	4	
16	507612045	SCREW-HFS,M10-1.50X45,10.9,YZ,ANSI,B18.2.3.9M,PT	2	
17	507612080	SCREW-HFS,M10-1.50X80,10.9,YZ,ANSI,B18.2.3.9M,PT	2	
18	526005	SSS-3/8-16X3/8	1	
19	70859001	HKEY- 3/16X3/16-7/8	4	
20	598001	FITTING-1/4" NF ST GREASE ZERK	3	
21	151808001	CAP - GREASE	3	
22	180012422	ROD END-1/2-20 RIGHT THREAD	1	
23	180012423	ROD END - 1/2-20 LEFT THREAD	1	
24	235744001	BOLT-1/2-13X2 3/4 GR8 ZNC PLTD	1	
25	3888001	NUT-1/2 N.F. HEX JAM	1	
26	423001	NUT-1/2 NC SLTL UTB	1	
27	507085006	NUT-HEXFLNG LOCK,M6-1.00,10.9,YZ,D6927	2	
28	507610040	SCREW-HFS,M6-1.00X40,10.9,YZ,D6921,FT	2	
29	240334001	SCREW-HCS-.50-13X1.75-GR8-YZ	1	
30	163672376	HANDLE - CLUTCH WELDMENT	1	
31	109276001	HANDLE GRIP-7/8"W/O FINGERGRIP	1	
32	507612020	SCREW-HFS,M10-1.50X20,10.9,YZ,ANSI,B18.2.3.9M,FT	2	
33	700id815	DECAL - LH CLUTCH CONTROL	1	
34	180012376	ARM-REINFORCED CLUTCH	1	

Cat 49Hp Drive Shaft (SN 15079-15551)

Fig 05-06



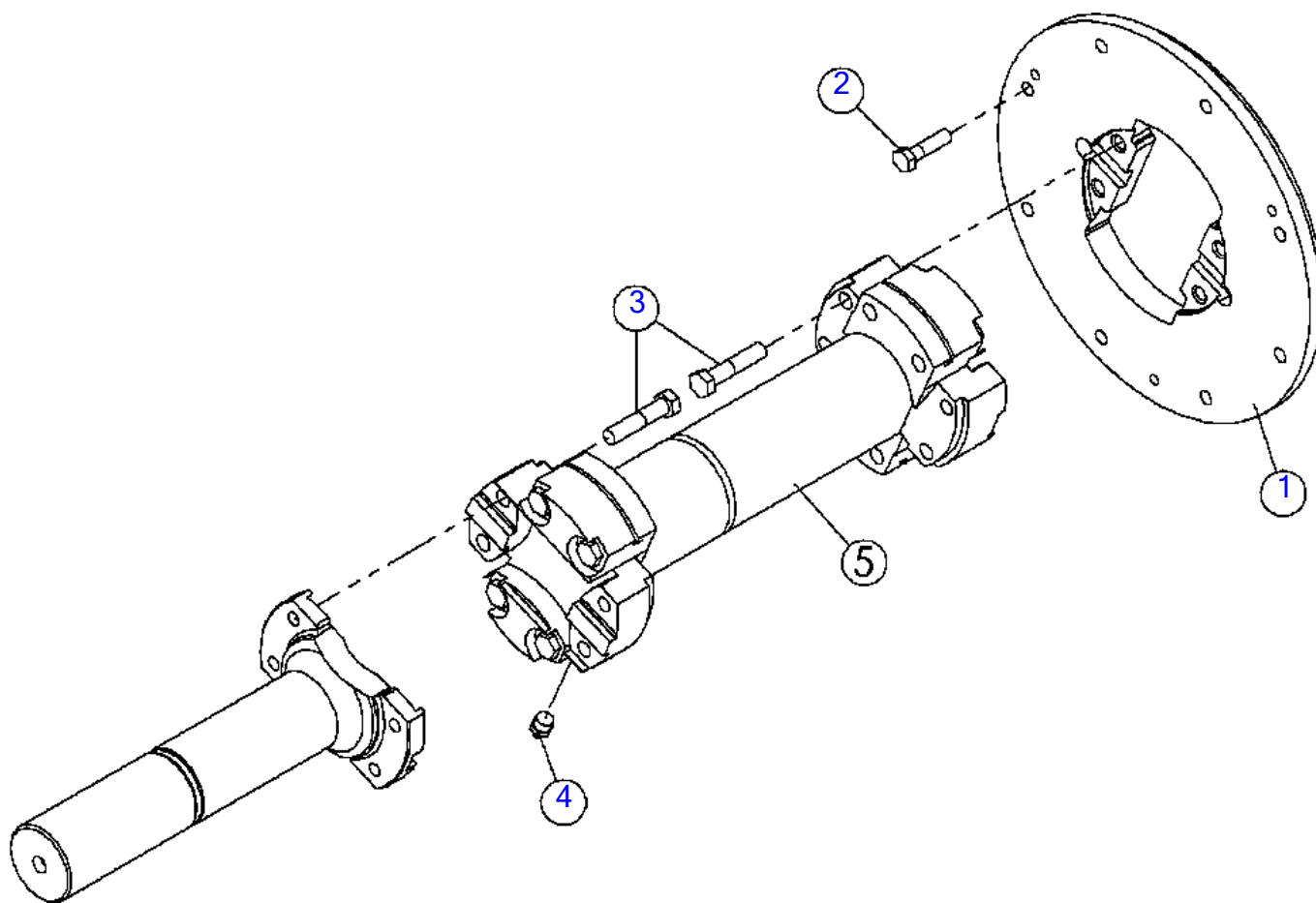
Cat 49Hp Drive Shaft (SN 15079-15551)

Fig 05-06

REF NO.	PART NO.	DESCRIPTION	QTY.	REMARKS
1	163672077	ADAPTER - CAT FLYWHEEL	1	
2	351012	BOLT-5/16"-18X1 1/4"GR5 HEX	8	
3	180007753	BOLT-3/8NFX1 3/4 GRADE 8 (PFCN)	8	
4	586001	ZERK-1/8" ST NPT GREASE ZYC	1	
5	158463001	SHAFT - DRIVE	1	Breakdown Fig. 9-5

Cat 49Hp Drive Shaft (SN 15552-)

Fig 05-06R01



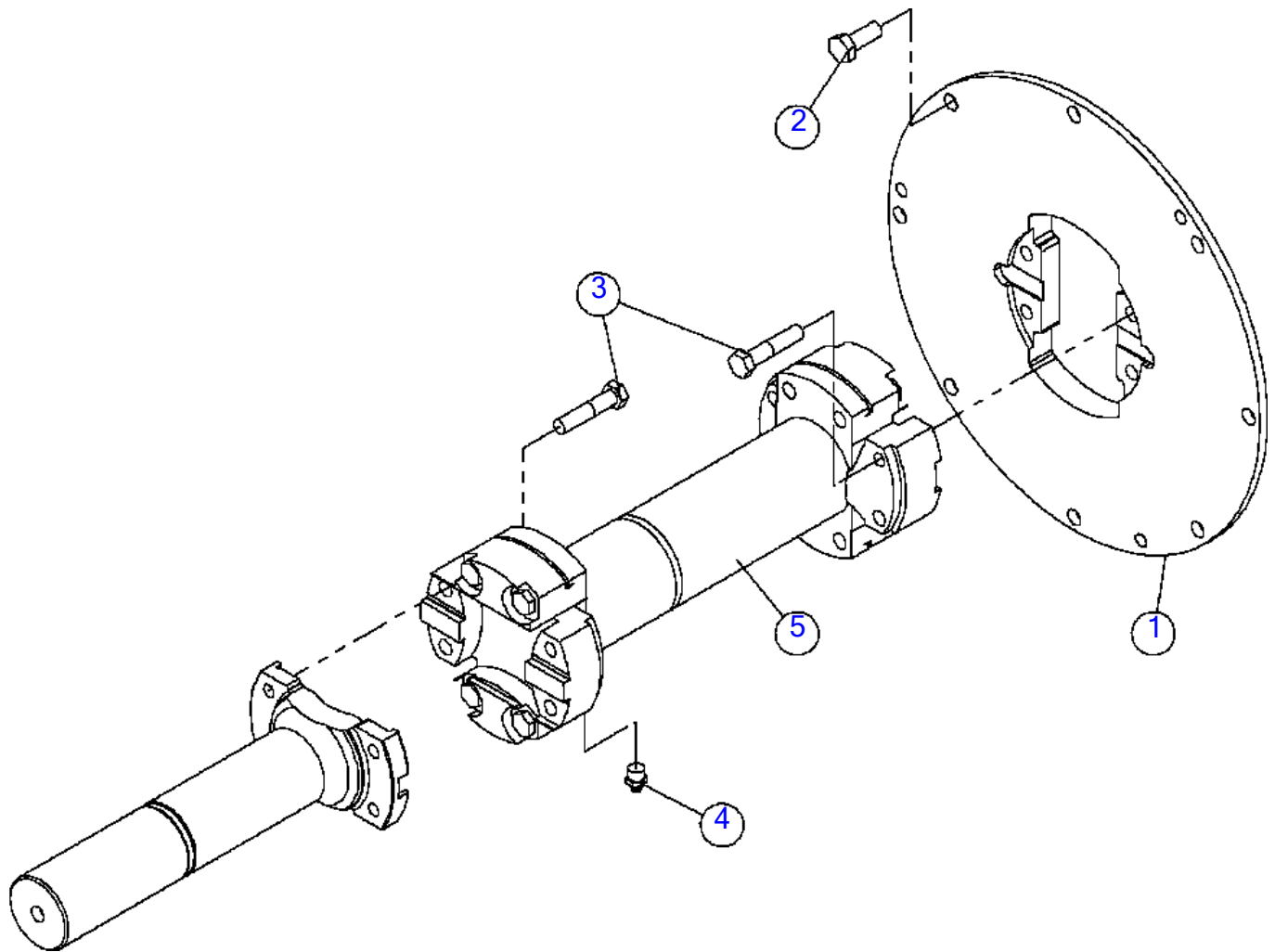
Cat 49Hp Drive Shaft (SN 15552-)

Fig 05-06R01

REF NO.	PART NO.	DESCRIPTION	QTY.	REMARKS
1	163672077	ADAPTER - CAT FLYWHEEL	1	
2	351012	BOLT-5/16"-18X1 1/4"GR5 HEX	8	
3	3931016	*BOLT-3/8NFX1 3/4 GRADE 8	8	
4	586001	ZERK-1/8" ST NPT GREASE ZYC	1	
5	158463001	SHAFT - DRIVE	1	Breakdown Fig. 9-5

Cummins 85Hp Drive Shaft (SN 15079-15551)

Fig 05-07



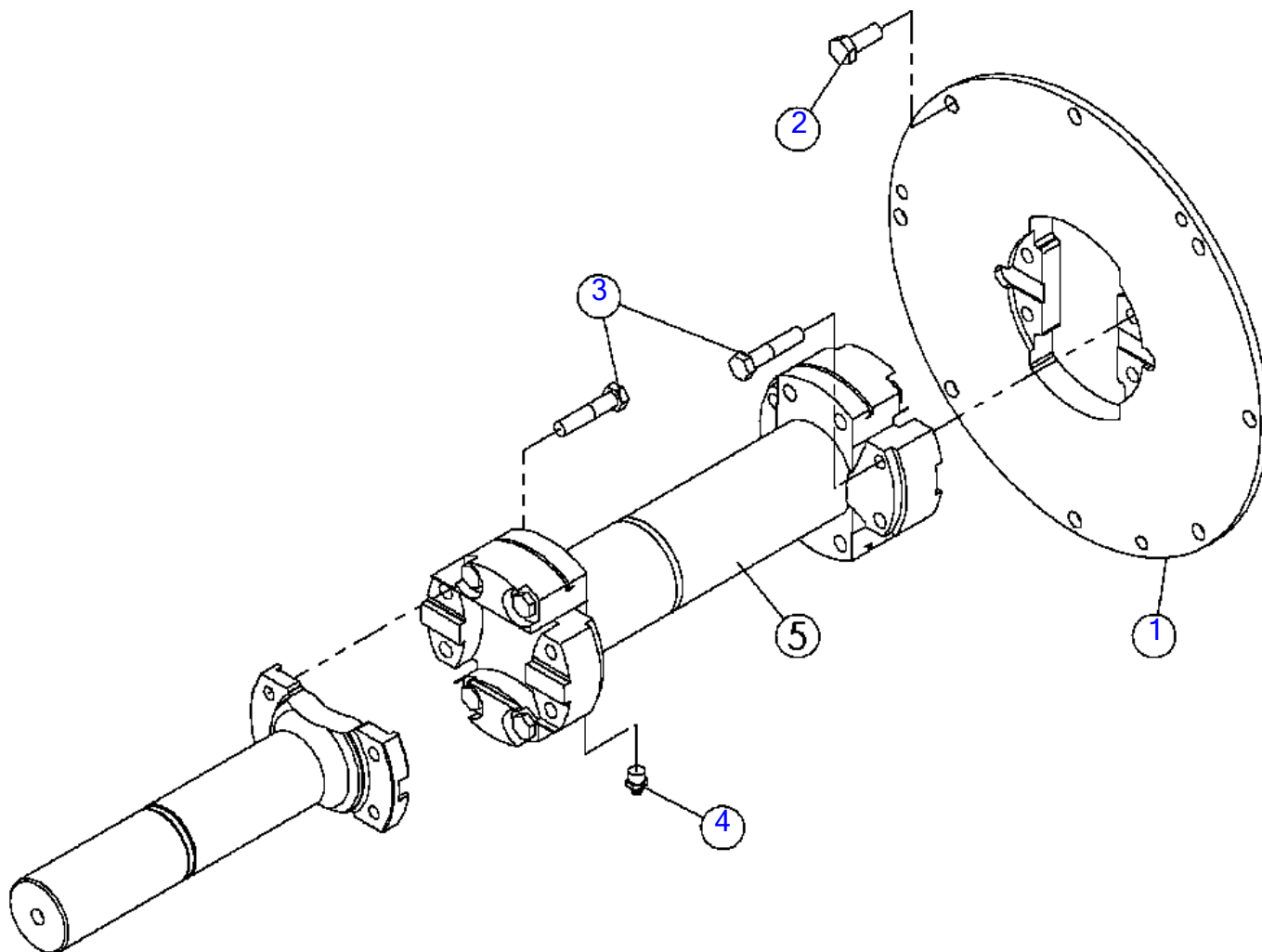
Cummins 85Hp Drive Shaft (SN 15079-15551)

Fig 05-07

REF NO.	PART NO.	DESCRIPTION	QTY.	REMARKS
1	153052001	ADAPTER - CUMMINS FLYWHEEL	1	
2	507092025	SCREW-HCS,M10-1.50X25,8.8,YZ,ISO4017,FT	8	
3	180007753	BOLT-3/8NFX1 3/4 GRADE 8 (PFCN)	8	
4	586001	ZERK-1/8" ST NPT GREASE ZYC	1	
5	158463001	SHAFT - DRIVE	1	Breakdown Fig. 9-5

Cummins 85Hp Drive Shaft (SN 15552-)

Fig 05-07R01



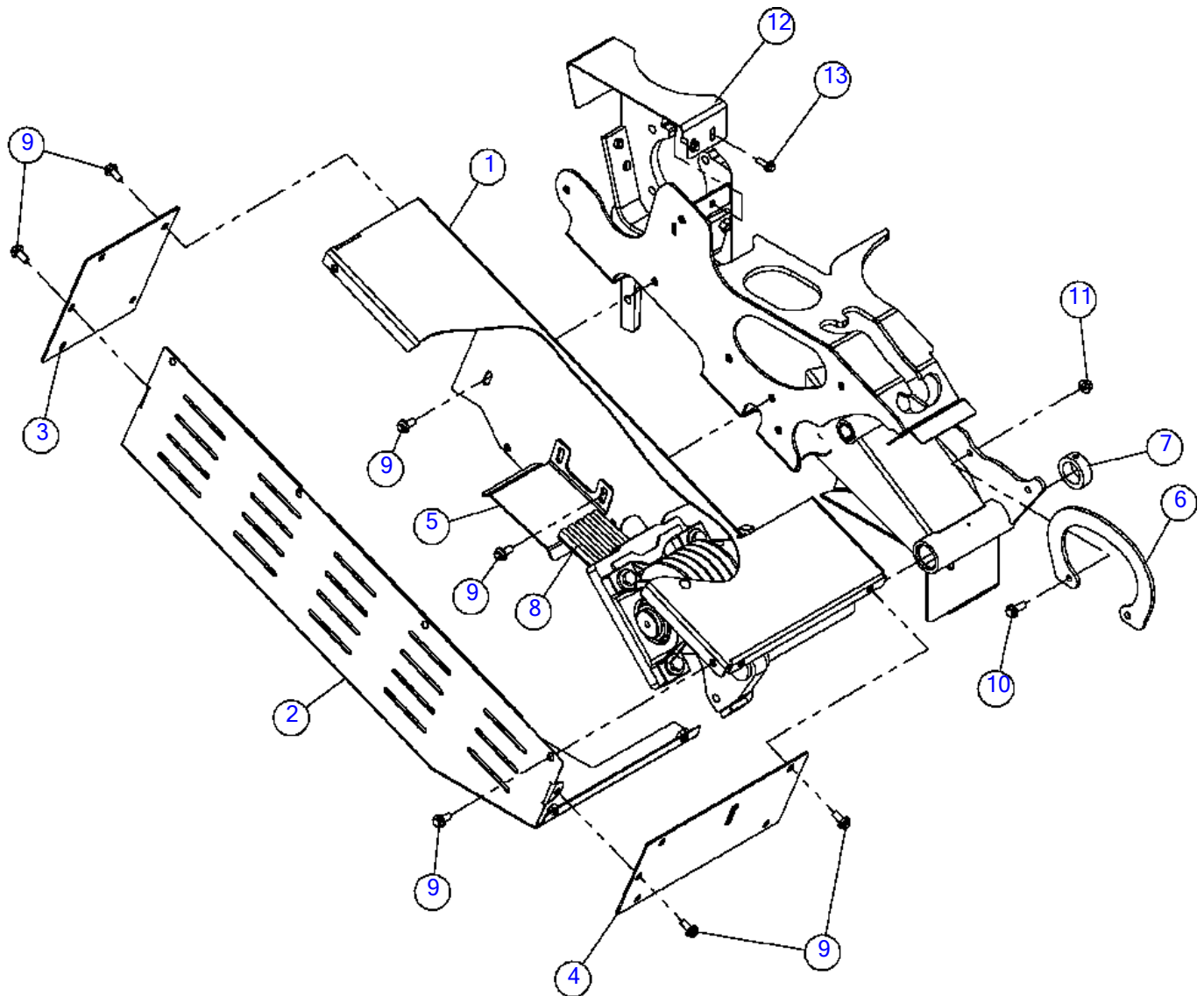
Cummins 85Hp Drive Shaft (SN 15552-)

Fig 05-07R01

REF NO.	PART NO.	DESCRIPTION	QTY.	REMARKS
1	153052001	ADAPTER - CUMMINS FLYWHEEL	1	
2	507092025	SCREW-HCS,M10-1.50X25,8.8,YZ,ISO4017,FT	8	
3	3931016	*BOLT-3/8NFX1 3/4 GRADE 8	8	
4	586001	ZERK-1/8" ST NPT GREASE ZYC	1	
5	158463001	SHAFT - DRIVE	1	Breakdown Fig. 9-5

Belt Guard (SN 15079-16172)

Fig 05-08



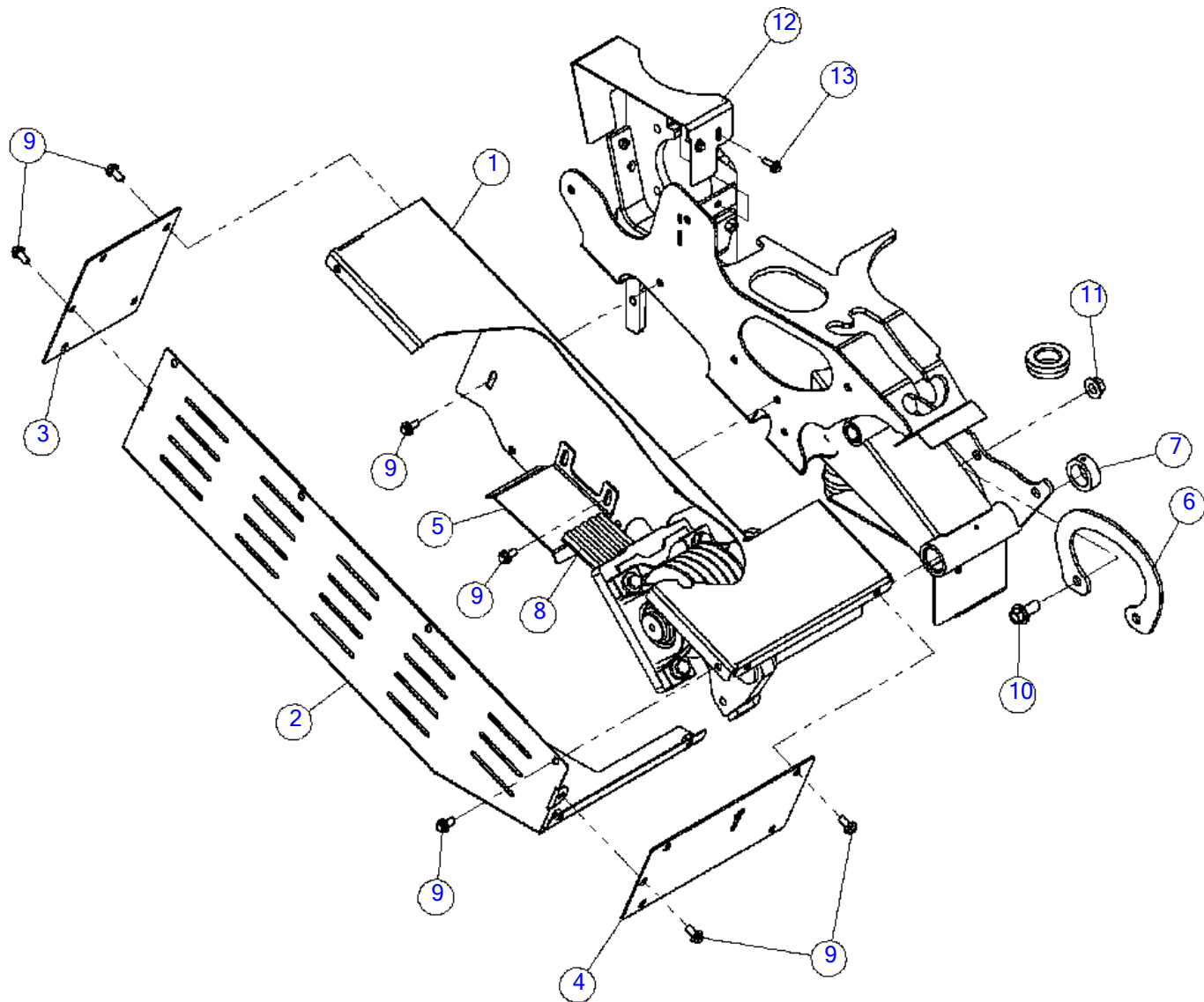
Belt Guard (SN 15079-16172)

Fig 05-08

REF NO.	PART NO.	DESCRIPTION	QTY.	REMARKS
1	163672340	BASE MOUNT - BELT GUARD	1	
2	163672342	COVER - BELT GUARD	1	
3	163672343	BACK - BELT SHIELD	1	
4	163672344	FRONT - BELT GUARD	1	
5	163672040	BRACKET - LOWER BELT SUPPORT	1	
6	163672331	MOUNT - DRIVE SHAFT GUARD	1	
7	1500013	SET COLLAR-1 1/2" (PLATED)	1	
8	153263001	BELT - V BAND	1	
9	507612020	SCREW-HFS,M10-1.50X20,10.9,YZ,ANSI,B18.2.3.9M,FT	25	
10	507612025	SCREW-HFS,M10-1.50X25,10.9,YZ,ANSI,B18.2.3.9M,FT	2	
11	507085010	NUT-HEXFLNG LOCK, M10-1.50,10.9,YZ,D6927	2	
12	180012391	SHIELD - SHAFT AND BEARING	1	
13	507611025	SCREW-HFS,M8-1.25X25,10.9,YZ,D6921,FT	3	

Belt Guard (SN 16173-17828)

Fig 05-08R01



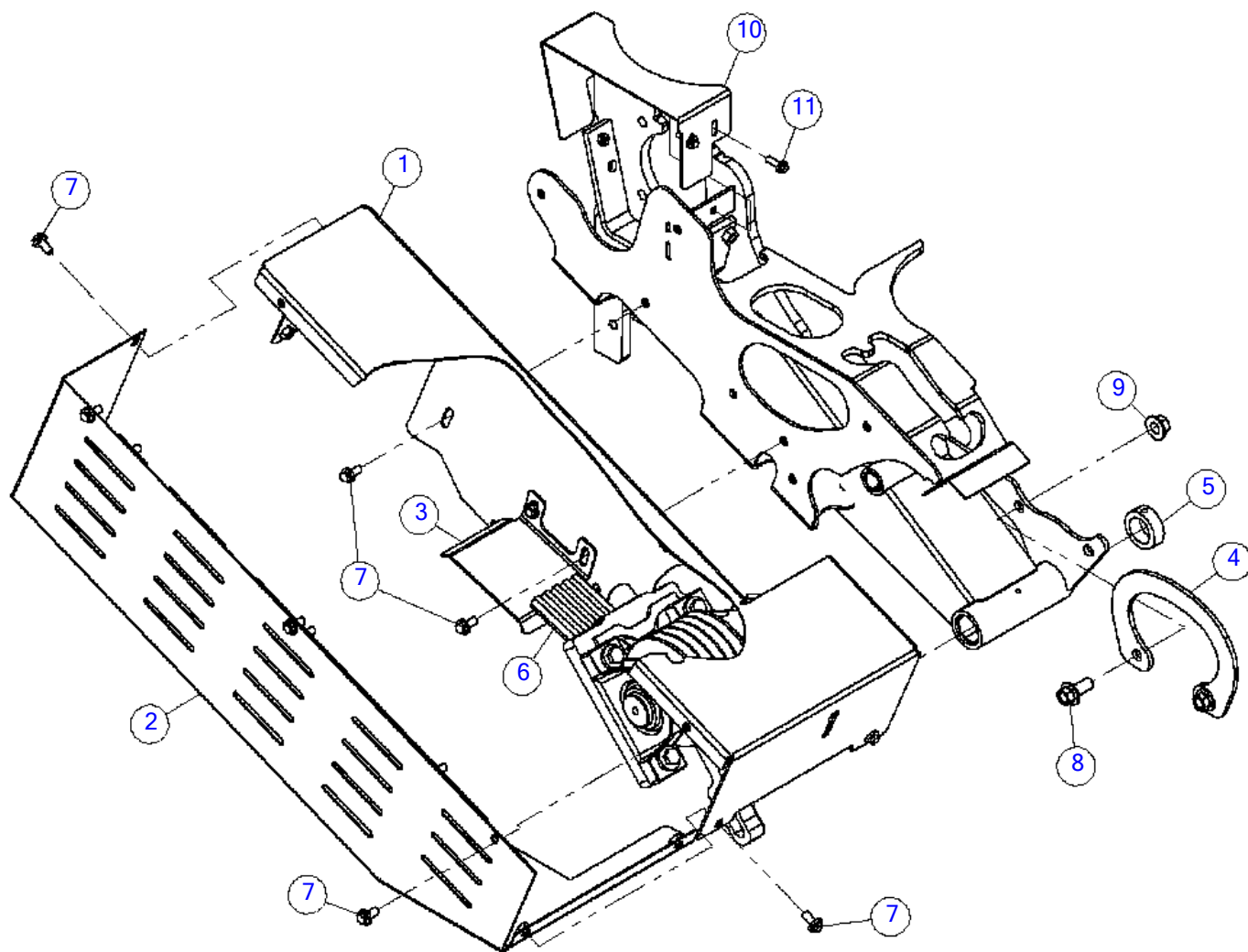
Belt Guard (SN 16173-17828)

Fig 05-08R01

REF NO.	PART NO.	DESCRIPTION	QTY.	REMARKS
1	163672340	BASE MOUNT - BELT GUARD	1	
2	163672342	COVER - BELT GUARD	1	
3	163672343	BACK - BELT SHIELD	1	
4	163672344	FRONT - BELT GUARD	1	
5	163672040	BRACKET - LOWER BELT SUPPORT	1	
6	163677153	*RETAINER - UPPER PTO	1	
7	1500013	SET COLLAR-1 1/2" (PLATED)	1	
8	153263001	BELT - V BAND	1	
9	507612020	SCREW-HFS,M10-1.50X20,10.9,YZ,ANSI,B18.2.3.9M,FT	25	
10	507614035	*SCREW-HFS,M16-2.00X35,10.9,YZ,ANSI,B18.2.3.9M,FT	2	
11	507085016	NUT-HEXFLNG LOCK, M16-2.00,10.9,YZ,D6927	2	
12	180012391	SHIELD - SHAFT AND BEARING	1	
13	507611025	SCREW-HFS,M8-1.25X25,10.9,YZ,D6921,FT	3	

Belt Guard (SN 17829-)

Fig 05-08R02




Belt Guard (SN 17829-)

Fig 05-08R02

REF NO.	PART NO.	DESCRIPTION	QTY.	REMARKS
1	163677673	BASE MOUNT - BELT GUARD	1	
2	163677672	COVER - BELT GUARD	1	
3	163672040	BRACKET - LOWER BELT SUPPORT	1	
4	163677153	RETAINER - UPPER PTO	1	
5	1500013	SET COLLAR-1 1/2" (PLATED)	1	
6	153263001	BELT - V BAND	1	
7	507612020	SCREW-HFS,M10-1.50X20,10.9,YZ,ANSI,B18.2.3.9M,FT	17	
8	507614035	SCREW-HFS,M16-2.00X35,10.9,YZ,ANSI,B18.2.3.9M,FT	2	
9	507085016	NUT-HEXFLNG LOCK, M16-2.00,10.9,YZ,D6927	2	
10	180012391	SHIELD - SHAFT AND BEARING	1	
11	507611025	SCREW-HFS,M8-1.25X25,10.9,YZ,D6921,FT	3	

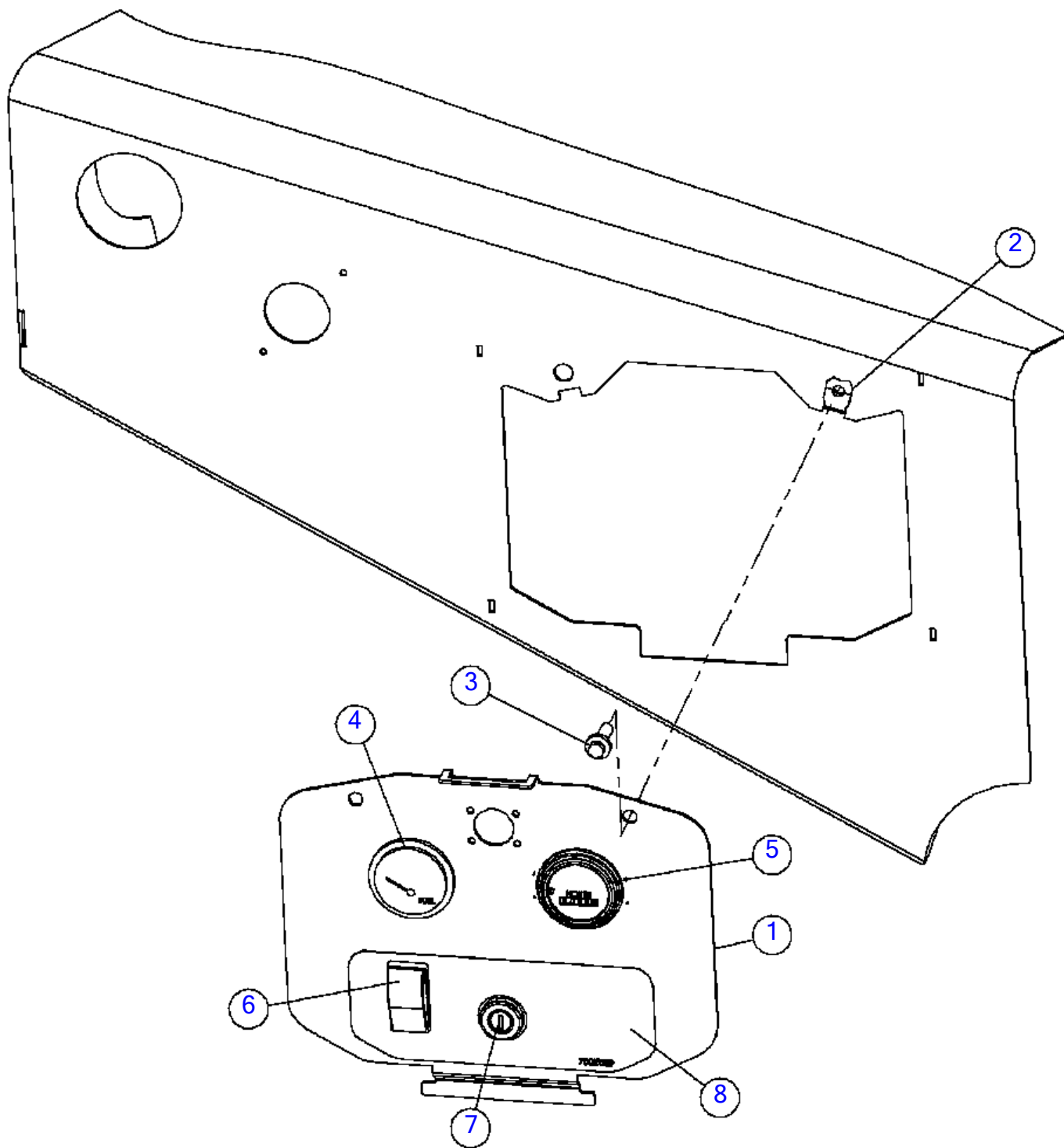
Electrical
Fig 06



Cat 49HP Control Panel	Fig 06-01
Cat 49HP Control Panel	Fig 06-01R01
Cat 49HP Electrical Components (SN 15079-15976)	Fig 06-02
Cat 49HP Electrical Components (SN 15079-15976)	Fig 06-02R01
Cat 49HP Electrical Components (SN 15977-)	Fig 06-02R02
Cat 49HP Battery (SN 15079 - 18597)	Fig 06-03
Cat 49HP Battery (SN 18598-)	Fig 06-03R01
Cummins 85HP Control Panel	Fig 06-04
Cummins 85HP Control Panel	Fig 06-04R01
Cummins 85HP Deluxe Control Panel	Fig 06-05
Cummins 85HP Deluxe Control Panel	Fig 06-05R01
Cummins 85HP Electrical Components (SN 15079-15291)	Fig 06-06
Cummins 85HP Electrical Components (SN 15292-15344)	Fig 06-06R01
Cummins 85HP Electrical Components (SN 15345-)	Fig 06-06R02
Cummins 85HP Electrical Components (SN 15345-)	Fig 06-06R03
Cummins 85HP Electrical Components (SN 15345-18305)	Fig 06-06R04
Cummins 85HP Electrical Components (SN 18306-)	Fig 06-06R05
Cummins 85HP Battery (SN 15079-15291)	Fig 06-07
Cummins 85HP Battery (SN 15292-16838)	Fig 06-07R01
Cummins 85HP Battery (SN 16839 - 18597)	Fig 06-07R02
Cummins 85HP Battery (SN 18598 -)	Fig 06-07R03
Lower Safety Bar (SN 15079-18567)	Fig 06-08
Lower Safety Bar (SN 18568-)	Fig 06-08R01
Lower Safety Bar - Euro	Fig 06-08X01
Side Bar - Euro	Fig 06-08X02
Feed Table Linkage	Fig 06-08X03
Control Bar	Fig 06-09
Control Bar (SN 15079-19099)	Fig 06-09R01
Control Bar (SN 19100-)	Fig 06-09R02
LED Lights	Fig 06-10
LED Lights	Fig 06-10R01
LED Lights Australian	Fig 06-11
LED Lights Australian	Fig 06-11R01
LED Lights Euro RHC	Fig 06-12
LED Lights Euro RHC	Fig 06-12R01
LED Lights Euro LHC	Fig 06-13
LED Lights Euro LHC	Fig 06-13R01

Cat 49HP Control Panel

Fig 06-01



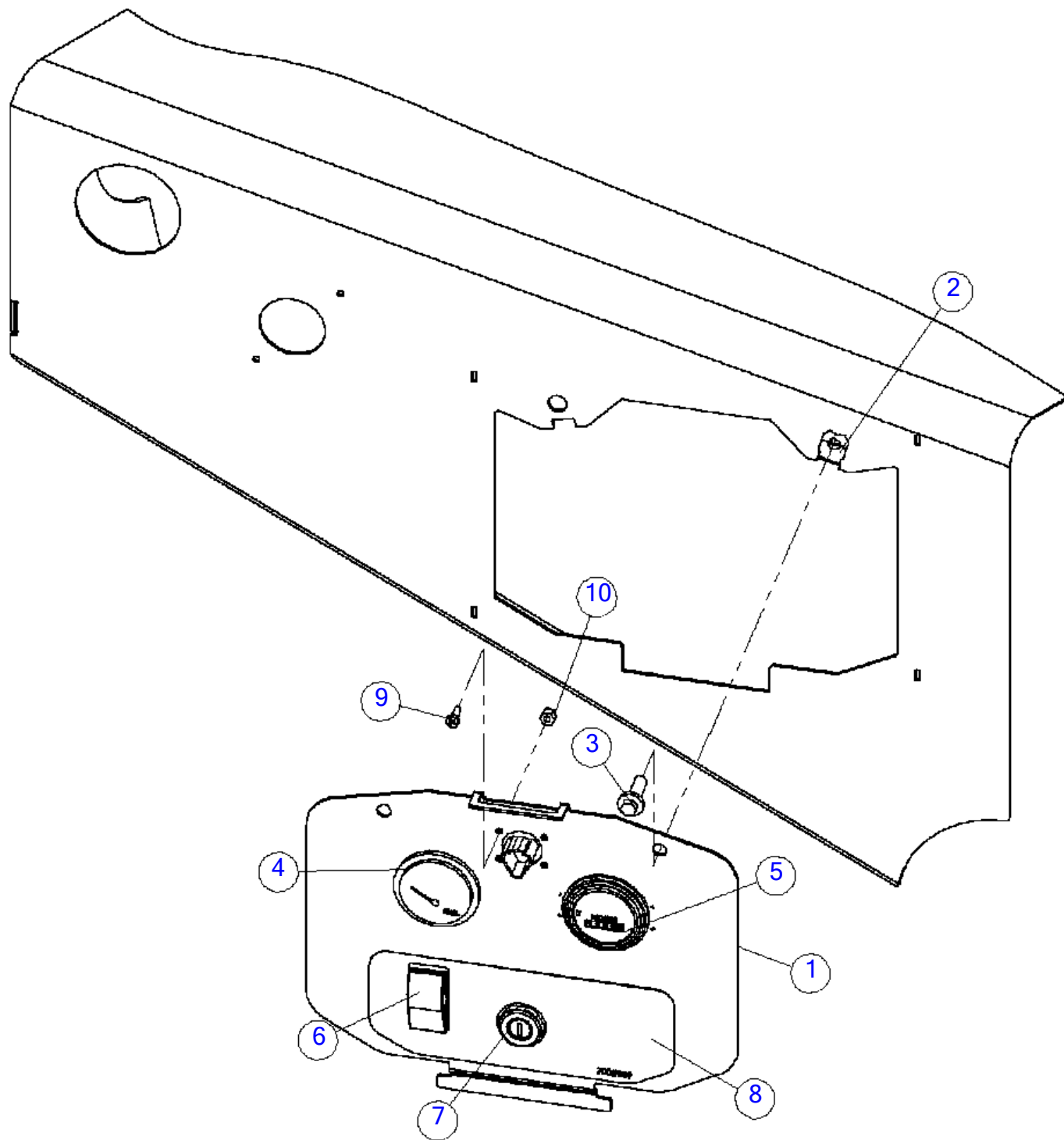
Cat 49HP Control Panel

Fig 06-01

REF NO.	PART NO.	DESCRIPTION	QTY.	REMARKS
1	163672015	PANEL - BASIC CONTROL	1	
2	506656008	NUT-U CLIP, M8-1.25, PANEL THICKNESS1.5/5.5 mm	2	
3	507611025	SCREW-HFS,M8-1.25X25,10.9,YZ,D6921,FT	2	
4	180006555	GAUGE-FUEL MAXIMA	1	
5	180006564	GAUGE-HOUR METER MAXIMA	1	
6	257541001	SWITCH-SPDT 3 POSITION MOM	1	
7	229801001	SWITCH-IGNITION (4 TERMINAL)	1	
8	700IF089	DECAL-CONTROL PANEL BC1000LT	1	

Cat 49HP Control Panel

Fig 06-01R01



Cat 49HP Control Panel

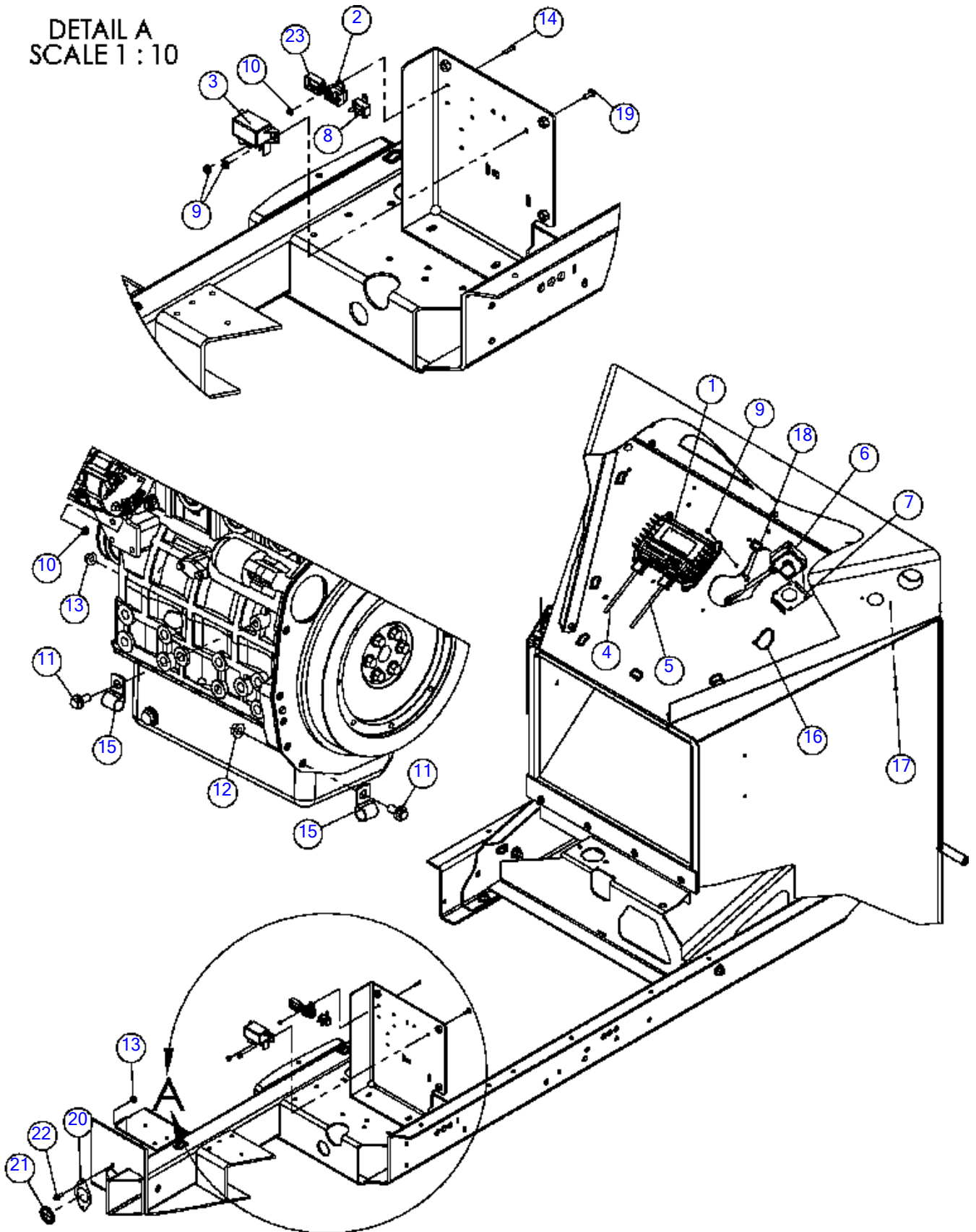
Fig 06-01R01

REF NO.	PART NO.	DESCRIPTION	QTY.	REMARKS
1	163672015	PANEL - BASIC CONTROL	1	
2	506656008	NUT-U CLIP, M8-1.25, PANEL THICKNESS1.5/5.5 mm	2	
3	507611025	SCREW-HFS,M8-1.25X25,10.9,YZ,D6921,FT	2	
4	180006555	GAUGE-FUEL MAXIMA	1	
5	180006564	GAUGE-HOUR METER MAXIMA	1	
6	257541001	SWITCH-SPDT 3 POSITION MOM	1	
7	229801001	SWITCH-IGNITION (4 TERMINAL)	1	
8	700IF089	DECAL-CONTROL PANEL BC1000LT	1	
9	130745083	*SCREW-MCH-8-32X.50-PHILLIPS-CZ	4	
10	69759001	*LOCK NUT-#8-32 NYLON INSERT PL	4	

Cat 49HP Electrical Components (SN 15079-15976)

Fig 06-02

DETAIL A
SCALE 1 : 10



Cat 49HP Electrical Components (SN 15079-15976)

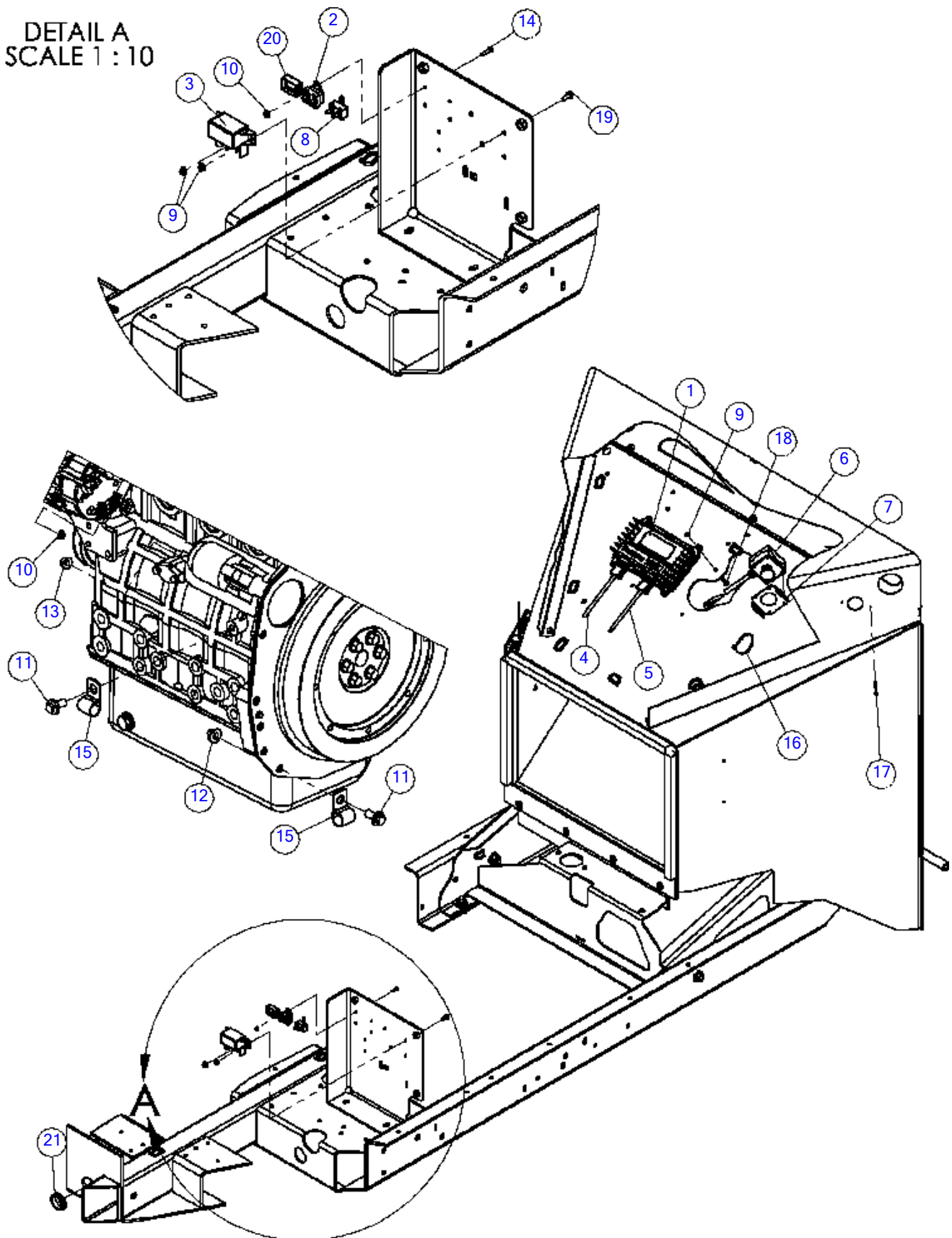
Fig 06-02

REF NO.	PART NO.	DESCRIPTION	QTY.	REMARKS
1	296330647	ASM, BC1000XL 49HP CB02	1	
2	64075001	BREAKER-30A 121 A 30-A 2 P-00-KA	1	
3	163644693	RELAY-BOSCH HIGH CURRENT	1	
4	180012465	HARNESS-BC1000XL T3	1	
5	163672188	HARNESS-BC1000XL 49 T4A FRONT	1	
6	IK011622	SWITCH-SQUARE D MOM SPST NO W/2 PIN KIT	2	
6	(180010624)	SWITCH - SQUARE-D MOM SPST NO W/2PIN	2	
7	180010632	BRACKET-HOLD TO RUN SPACER	2	
8	285634001	BREAKER - 50 AMP	1	
9	507085006	NUT-HEXFLNG LOCK,M6-1.00,10.9,YZ,D6927	8	
10	507085005	NUT-HEXFLNG LOCK,M5-.80,10.9,YZ,D6927	6	
11	507612020	SCREW-HFS,M10-1.50X20,10.9,YZ,ANSI,B18.2.3.9M,FT	2	
12	507085010	NUT-HEXFLNG LOCK, M10-1.50,10.9,YZ,D6927	1	
13	507085008	NUT-HEXFLNG LOCK,M8-1.25,10.9,YZ,D6927	1	
14	506030020	SCREW-HCS,M5-.80X20,8.8,YZ,D933,FT	4	
15	2595019	CLAMP-HOSE, 3/4" W/ 17/32 HOLE, VINYL	2	
16	59634001	SINGLE NYTIE - 8"	A/R	Qty. 1 = 1
17	180010640	SCREW-WOOD-#8-18X2.50-GR2-CZ-PPH	4	
18	508484025	BOLT-CARG,M6-1.00X25 SHORT SQ.,8.8,YZ,ISO8678MFT,	4	
19	507610016	SCREW-HFS,M6-1.00X16,10.9,YZ,D6921,FT	2	
20	163672155	PLATE - GROMMET	1	
21	163644890	GROMMET-WEB	1	
22	507611020	SCREW-HFS,M8-1.25X20,10.9,YZ,D6921,FT	2	
23	285930001	PROTECTOR - CIRCUIT BREAKER	2	

Cat 49HP Electrical Components (SN 15079-15976)

Fig 06-02R01

DETAIL A
SCALE 1:10



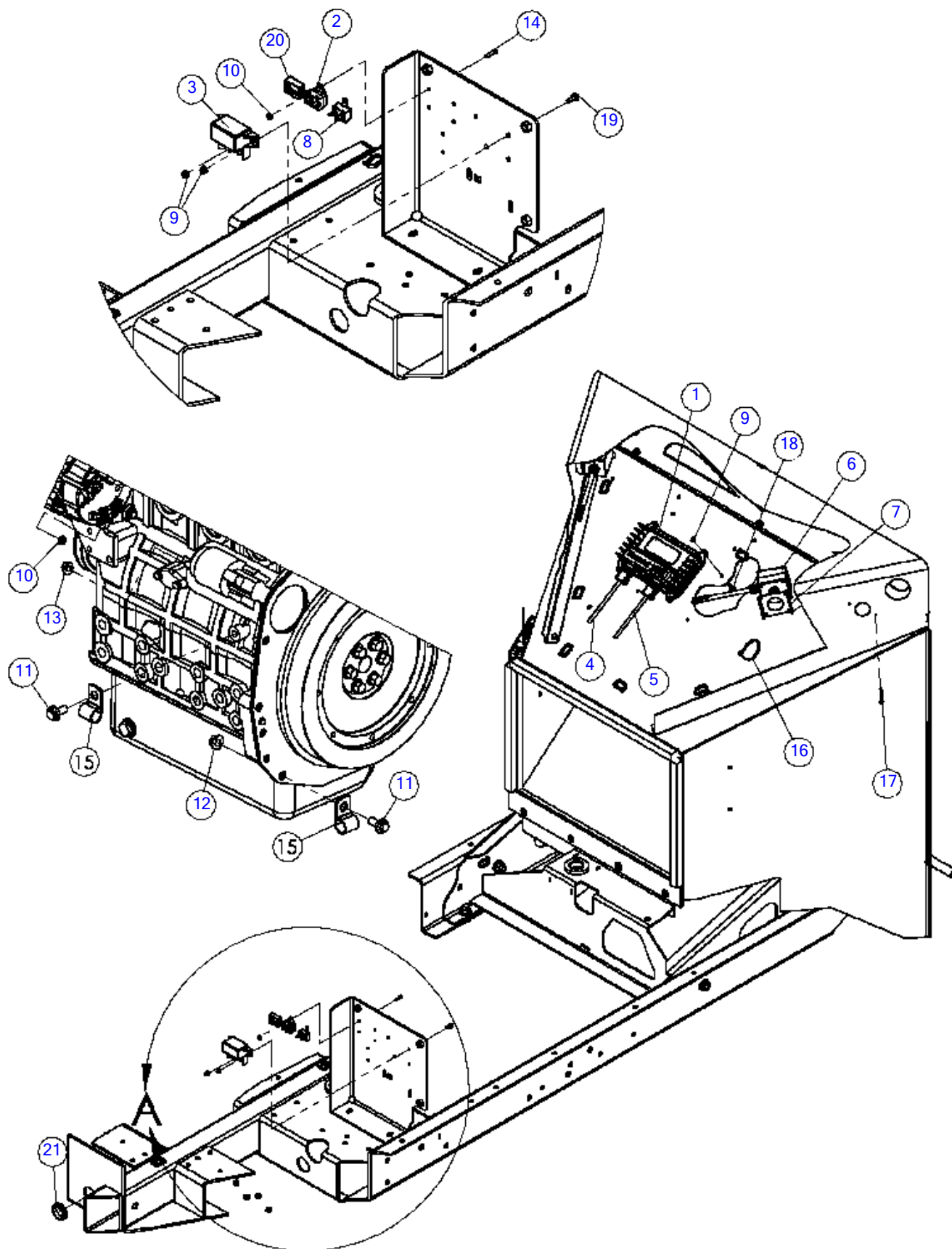
Cat 49HP Electrical Components (SN 15079-15976)

Fig 06-02R01

REF NO.	PART NO.	DESCRIPTION	QTY.	REMARKS
1	296330647	ASM, BC1000XL 49HP CB02	1	
2	64075001	BREAKER-30A 121 A 30-A 2 P-00-KA	1	
3	163644693	RELAY-BOSCH HIGH CURRENT	1	
4	180012465	HARNESS-BC1000XL T3	1	
5	163672188	HARNESS-BC1000XL 49 T4A FRONT	1	
6	IK011622	SWITCH-SQUARE D MOM SPST NO W/2 PIN KIT	2	
6	(180010624)	SWITCH - SQUARE-D MOM SPST NO W/2PIN	2	
7	180010632	BRACKET-HOLD TO RUN SPACER	2	
8	285634001	BREAKER - 50 AMP	1	
9	507085006	NUT-HEXFLNG LOCK,M6-1.00,10.9,YZ,D6927	8	
10	507085005	NUT-HEXFLNG LOCK,M5-.80,10.9,YZ,D6927	6	
11	507612020	SCREW-HFS,M10-1.50X20,10.9,YZ,ANSI,B18.2.3.9M,FT	2	
12	507085010	NUT-HEXFLNG LOCK, M10-1.50,10.9,YZ,D6927	1	
13	507085008	NUT-HEXFLNG LOCK,M8-1.25,10.9,YZ,D6927	1	
14	506030020	SCREW-HCS,M5-.80X20,8.8,YZ,D933,FT	4	
15	2595019	CLAMP-HOSE, 3/4" W/ 17/32 HOLE, VINYL	2	
16	59634001	SINGLE NYTIE - 8"	A/R	Qty. 1 = 1
17	180010640	SCREW-WOOD-#8-18X2.50-GR2-CZ-PPH	4	
18	508484025	BOLT-CARG,M6-1.00X25 SHORT SQ.,8.8,YZ,ISO8678MFT,	4	
19	507610016	SCREW-HFS,M6-1.00X16,10.9,YZ,D6921,FT	2	
20	285930001	PROTECTOR - CIRCUIT BREAKER	2	
21	1865055	*GROMMET-1 1/2 IDX1 3/4 OD 1/4G	1	

Cat 49HP Electrical Components (SN 15977-)

Fig 06-02R02



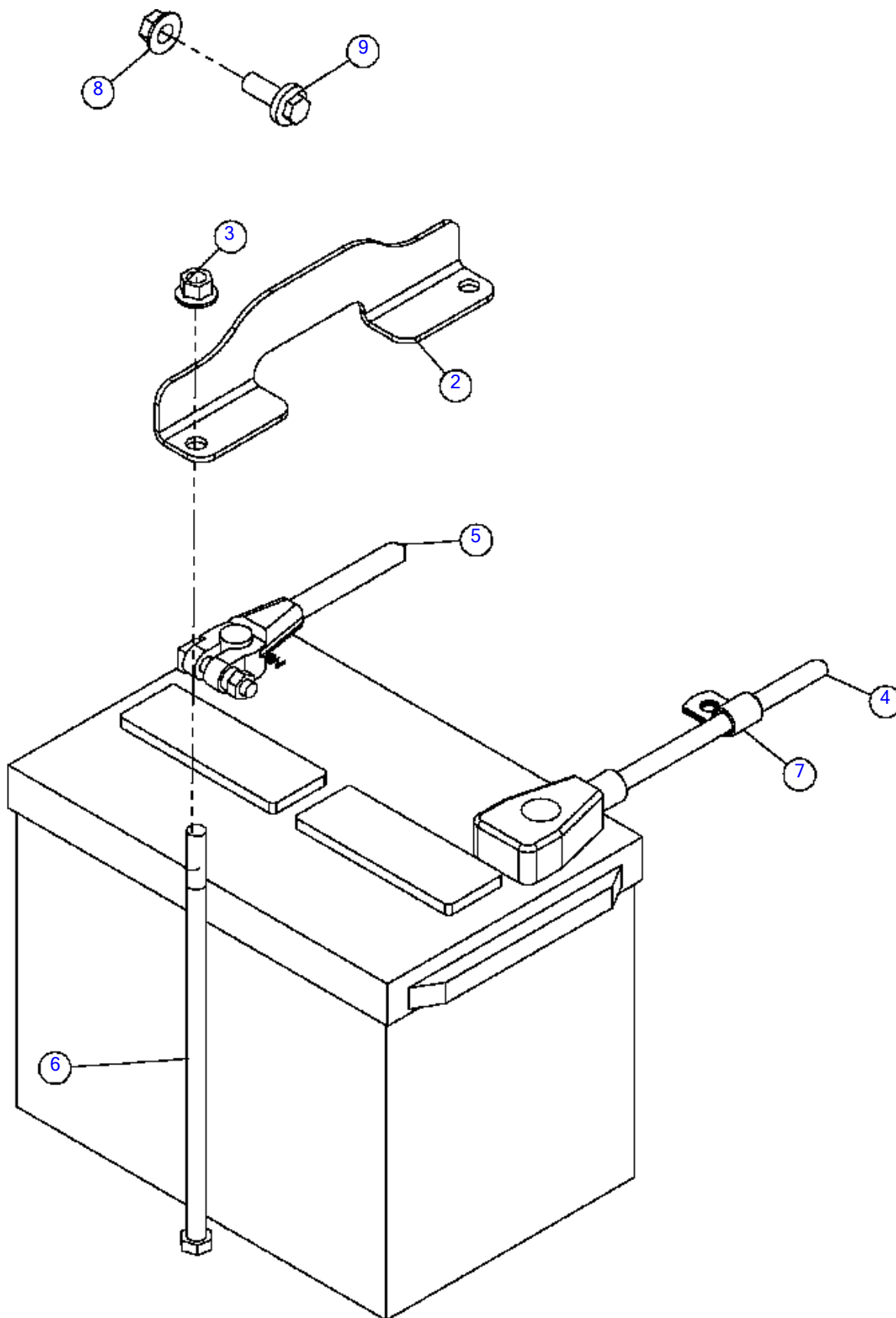
Cat 49HP Electrical Components (SN 15977-)

Fig 06-02R02

REF NO.	PART NO.	DESCRIPTION	QTY.	REMARKS
1	296330647	ASM, BC1000XL 49HP CB02	1	
2	64075001	BREAKER-30A 121 A 30-A 2 P-00-KA	1	
3	163644693	RELAY-BOSCH HIGH CURRENT	1	
4	180012465	HARNESS-BC1000XL T3	1	
5	163672188	HARNESS-BC1000XL 49 T4A FRONT	1	
6	IK011622	SWITCH-SQUARE D MOM SPST NO W/2 PIN KIT	2	
6	(163627826)	*SWITCH-SQUARE D MOM SPST NO W/2 PIN BOX	2	
7	163627838	*BRACKET-HOLD TO RUN SPACER	2	
8	285634001	BREAKER - 50 AMP	1	
9	507085006	NUT-HEXFLNG LOCK,M6-1.00,10.9,YZ,D6927	8	
10	507085005	NUT-HEXFLNG LOCK,M5-.80,10.9,YZ,D6927	6	
11	507612020	SCREW-HFS,M10-1.50X20,10.9,YZ,ANSI,B18.2.3.9M,FT	2	
12	507085010	NUT-HEXFLNG LOCK, M10-1.50,10.9,YZ,D6927	1	
13	507085008	NUT-HEXFLNG LOCK,M8-1.25,10.9,YZ,D6927	1	
14	506030020	SCREW-HCS,M5-.80X20,8.8,YZ,D933,FT	4	
15	2595019	CLAMP-HOSE, 3/4" W/ 17/32 HOLE, VINYL	2	
16	59634001	SINGLE NYTIE - 8"	A/R	Qty. 1 = 1
17	163627849	*SCREW-WOOD-#8-12X2.75-GR2-CZ-PPH	4	
18	508484025	BOLT-CARG,M6-1.00X25 SHORT SQ.,8.8,YZ,ISO8678MFT,	4	
19	507610016	SCREW-HFS,M6-1.00X16,10.9,YZ,D6921,FT	2	
20	285930001	PROTECTOR - CIRCUIT BREAKER	2	
21	1865055	GROMMET-1 1/2 IDX1 3/4 OD 1/4G	1	

Cat 49HP Battery (SN 15079 - 18597)

Fig 06-03



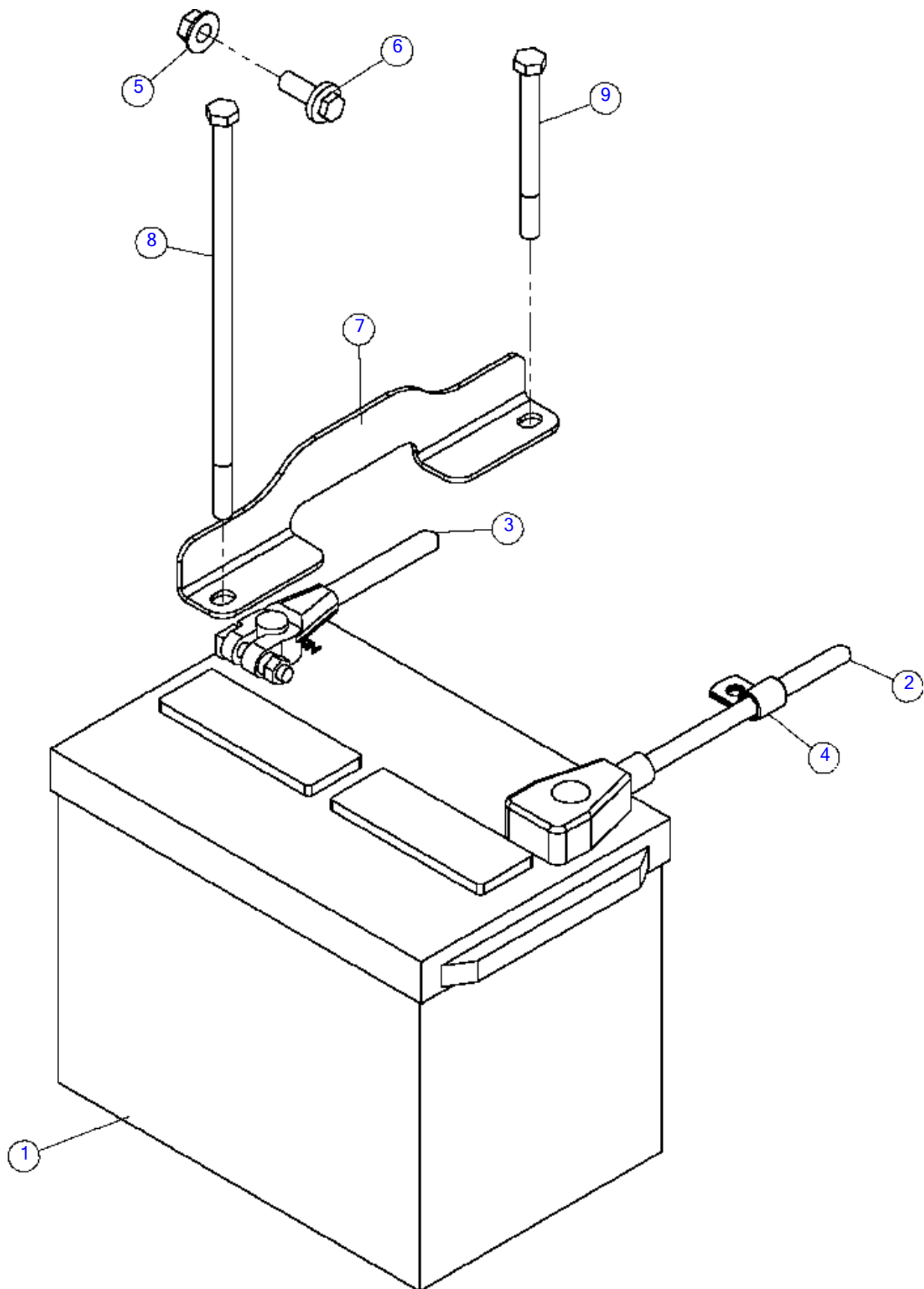
Cat 49HP Battery (SN 15079 - 18597)

Fig 06-03

REF NO.	PART NO.	DESCRIPTION	QTY.	REMARKS
1	14511001	BATT. GROUP 24 580 CCA	1	
2	163672158	HOLDDOWN - BATTERY	1	
3	510315411	NUT-HEXFLGL-.38-16-GR2-YZ	2	
4	163672247	CABLE-BATTERY, 2 GA P-E, 3 LEAD	1	
5	180014532	CABLE-BATTERY 2 GA N-E, 1 LEAD	1	
6	243901001	BOLT-3/8-16X9 1/2 GR5 HHC ZP	2	
7	2595001	HOSE CLAMP - TS7FR 1/2"	1	Located On Left Engine Isolator Mount
8	507085010	NUT-HEXFLNG LOCK, M10-1.50,10.9,YZ,D6927	1	
9	507612025	SCREW-HFS,M10-1.50X25,10.9,YZ,ANSI,B18.2.3.9M,FT	1	Located Below Magpickup

Cat 49HP Battery (SN 18598-)

Fig 06-03R01



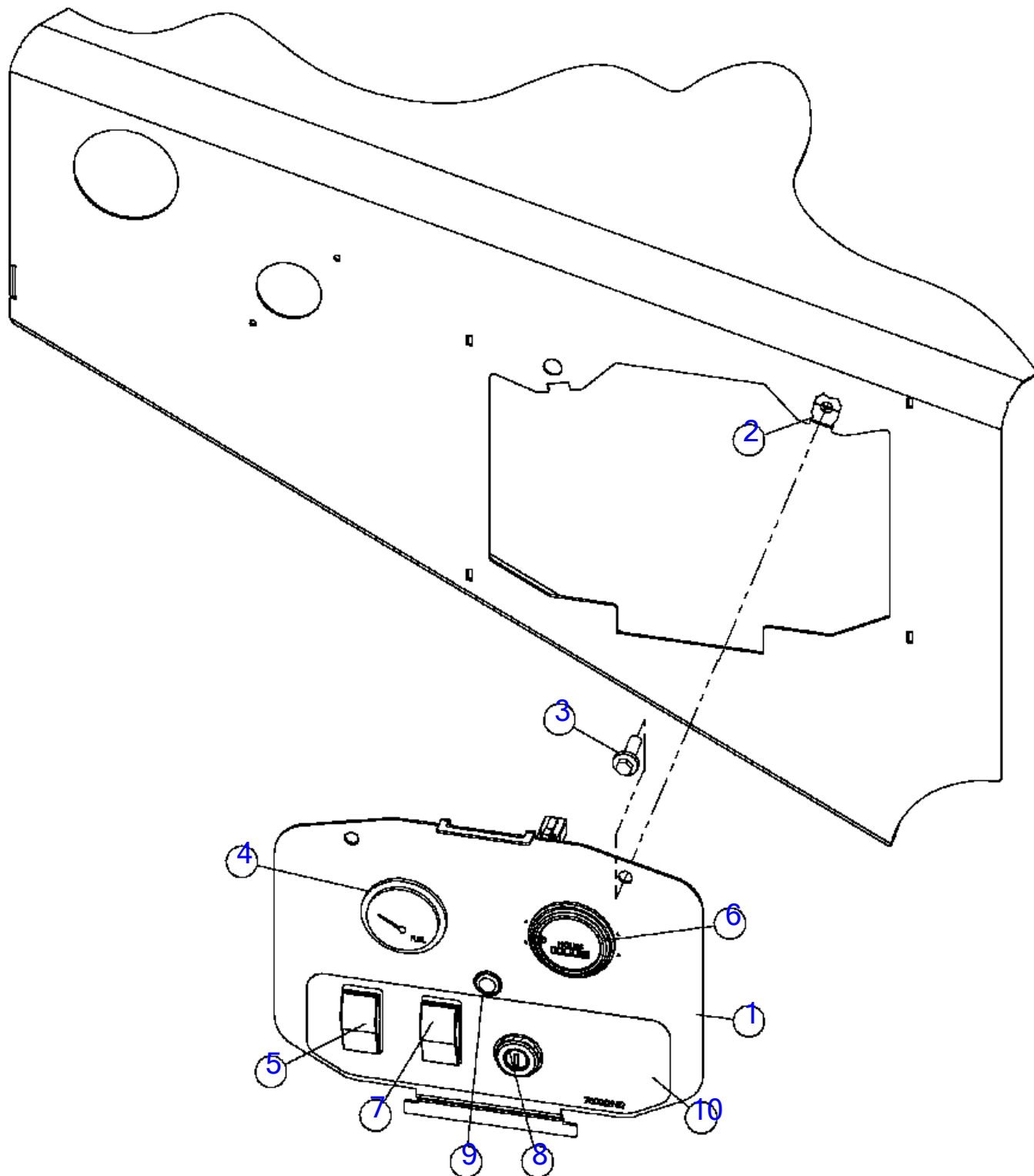
Cat 49HP Battery (SN 18598-)

Fig 06-03R01

REF NO.	PART NO.	DESCRIPTION	QTY.	REMARKS
1	14511001	BATT. GROUP 24 580 CCA	1	
2	163672247	CABLE-BATTERY, 2 GA P-E, 3 LEAD	1	
3	180014532	CABLE-BATTERY 2 GA N-E, 1 LEAD	1	
4	2595001	HOSE CLAMP - TS7FR 1/2"	1	Located On Left Engine Isolator Mount
5	507085010	NUT-HEXFLNG LOCK, M10-1.50,10.9,YZ,D6927	1	
6	507612025	SCREW-HFS,M10-1.50X25,10.9,YZ,ANSI,B18.2.3.9M,FT	1	Located Below Magpickup
7	163677851	HOLDDOWN - BATTERY	1	
8	243901001	BOLT-3/8-16X9 1/2 GR5 HHC ZP	1	
9	354040	BOLT - 3/8-16X4" GRADE#5 HEX	1	

Cummins 85HP Control Panel

Fig 06-04



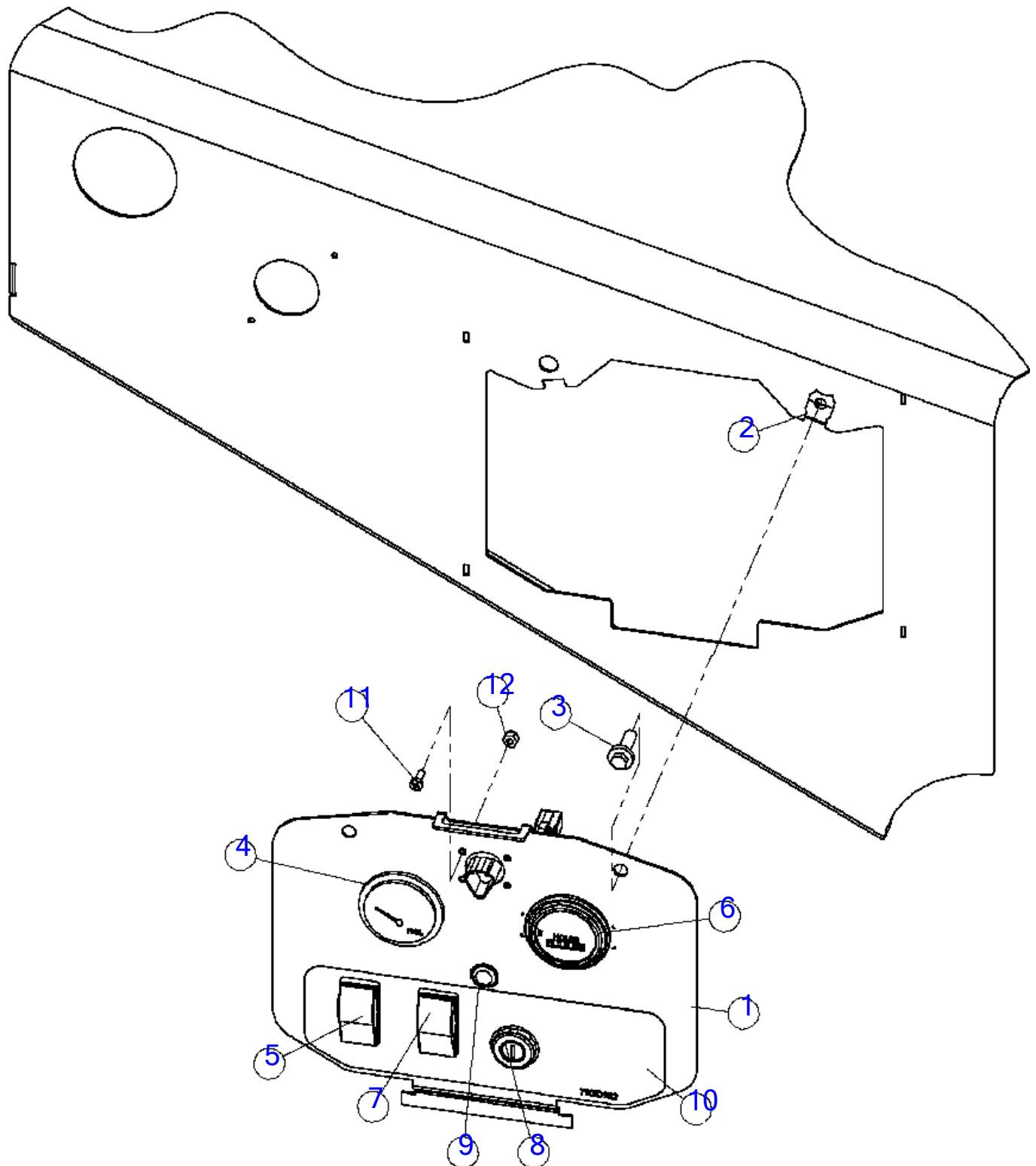
Cummins 85HP Control Panel

Fig 06-04

REF NO.	PART NO.	DESCRIPTION	QTY.	REMARKS
1	163656718	PANEL - CONTROLS, T3 BASIC	1	
2	506656008	NUT-U CLIP, M8-1.25, PANEL THICKNESS1.5/5.5 mm	2	
3	507611025	SCREW-HFS,M8-1.25X25,10.9,YZ,D6921,FT	2	
4	180006555	GAUGE-FUEL MAXIMA	1	
5	700000201	ROCKER SWITCH - 1 POLE ON/OFF/ON 3 POS.	1	
6	180006564	GAUGE-HOUR METER MAXIMA	1	
7	257541001	SWITCH-SPDT 3 POSITION MOM	1	
8	229801001	SWITCH-IGNITION (4 TERMINAL)	1	
9	163647171	LIGHT-WHITE LED WITH PIGTAILED DT06-2S	1	
10	700ID952	DECAL-CONTROL PANEL BC1000XL	1	

Cummins 85HP Control Panel

Fig 06-04R01



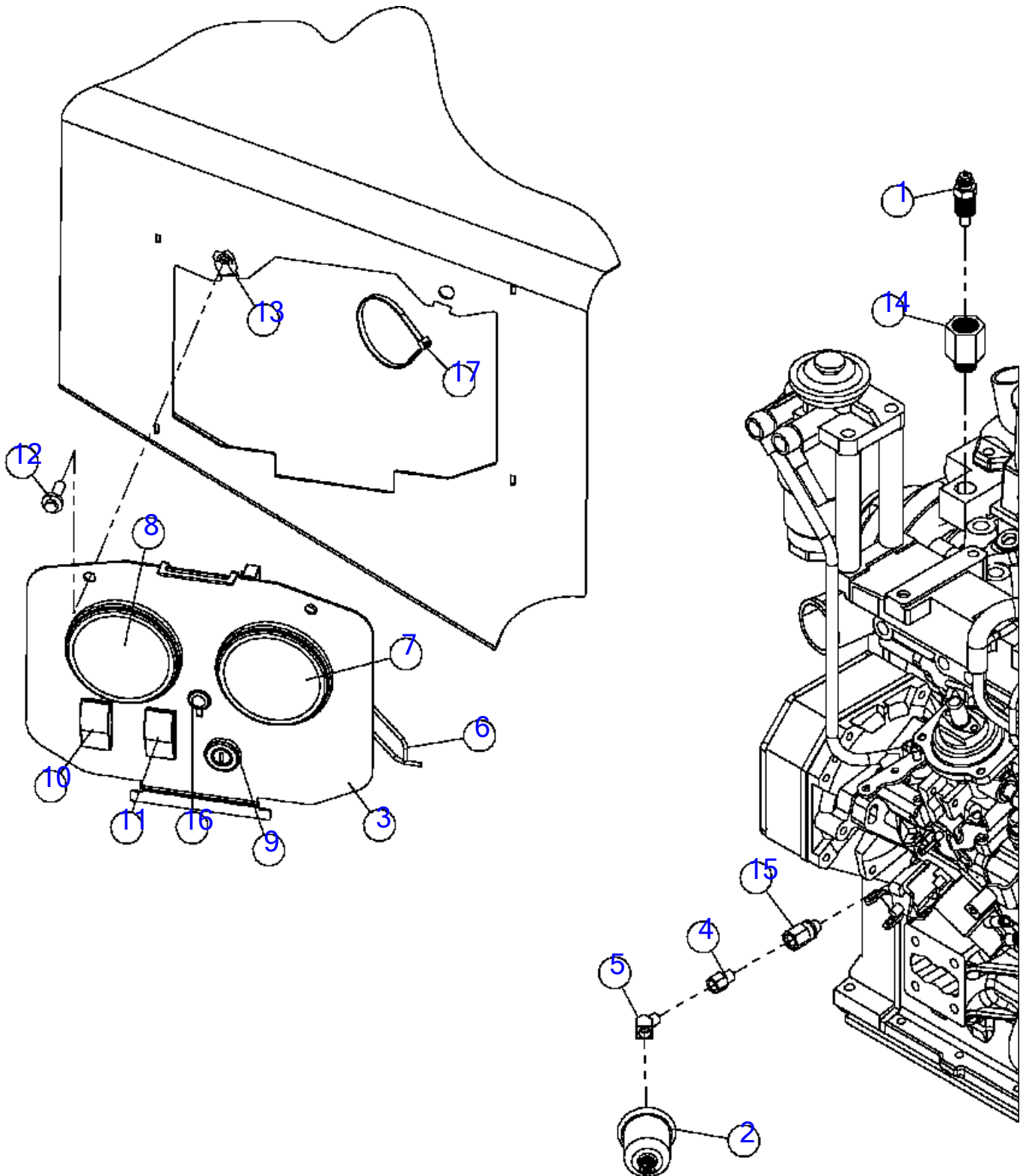
Cummins 85HP Control Panel

Fig 06-04R01

REF NO.	PART NO.	DESCRIPTION	QTY.	REMARKS
1	163672413	*CONTROL PANEL-BC1000XL 85 BASIC	1	
2	506656008	NUT-U CLIP, M8-1.25, PANEL THICKNESS1.5/5.5 mm	2	
3	507611025	SCREW-HFS,M8-1.25X25,10.9,YZ,D6921,FT	2	
4	180006555	GAUGE-FUEL MAXIMA	1	
5	700000201	ROCKER SWITCH - 1 POLE ON/OFF/ON 3 POS.	1	
6	180006564	GAUGE-HOUR METER MAXIMA	1	
7	257541001	SWITCH-SPDT 3 POSITION MOM	1	
8	229801001	SWITCH-IGNITION (4 TERMINAL)	1	
9	163647171	LIGHT-WHITE LED WITH PIGTAILED DT06-2S	1	
10	700ID952	DECAL-CONTROL PANEL BC1000XL	1	
11	130745083	*SCREW-MCH-8-32X.50-PHILLIPS-CZ	4	
12	69759001	*LOCK NUT-#8-32 NYLON INSERT PL	4	

Cummins 85HP Deluxe Control Panel

Fig 06-05



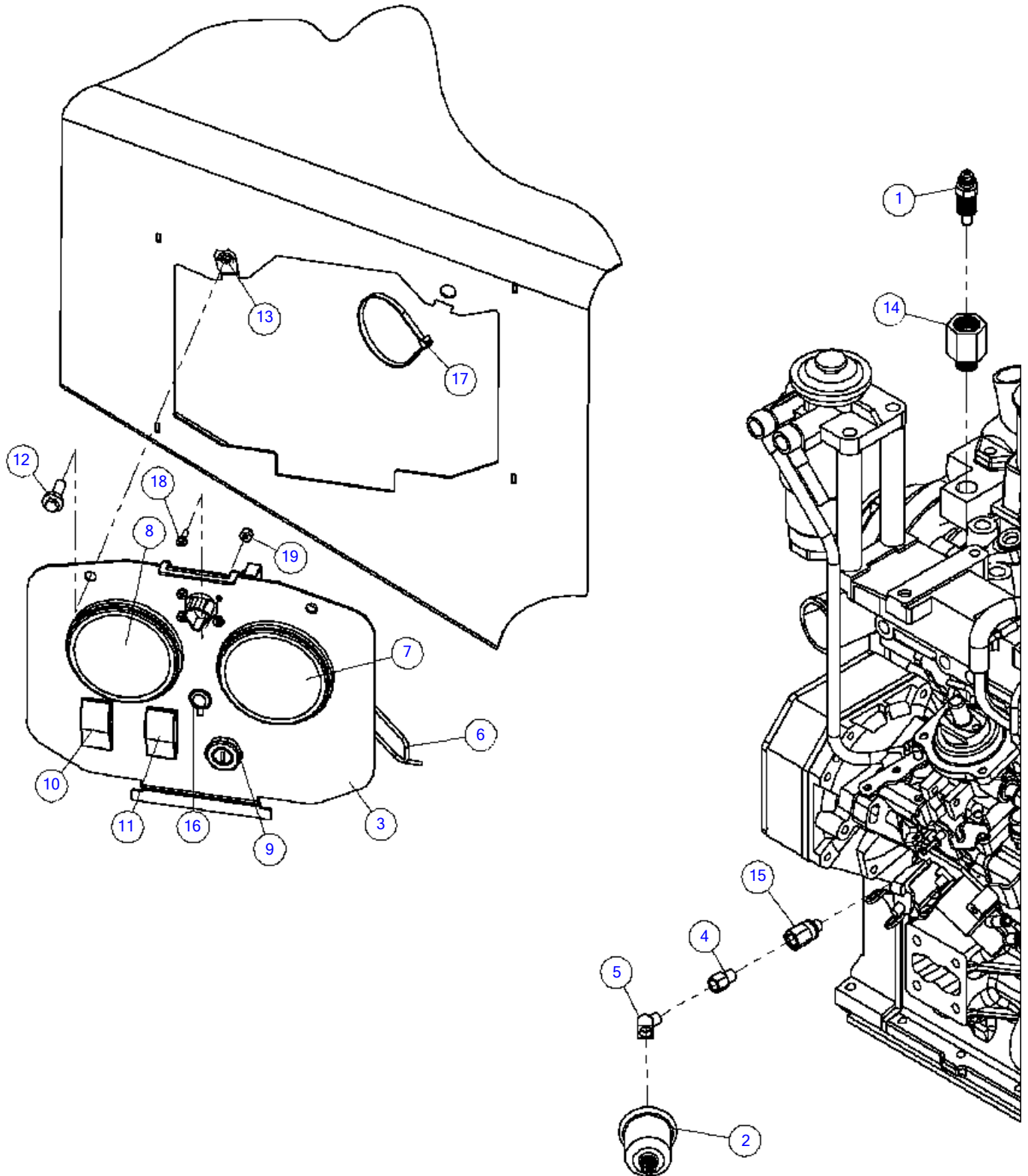
Cummins 85HP Deluxe Control Panel

Fig 06-05

REF NO.	PART NO.	DESCRIPTION	QTY.	REMARKS
1	141539001	SENDER-WATER TEMP.240D1/2"NPTF	1	
2	180014322	SENDER-OIL PRESSURE 0-150 PSI	1	
3	180013585	PANEL - CONTROLS, BC1000XL T3 DELUXE	1	
4	109596001	FITTING-1/8MNPTX1/8FNPT ADAP.	1	
5	4019001	FITTING-3350X2 WTHR-HD	1	
6	180014319	HARNESS-BC1000XL T3 DELUXE GAUGE	1	
7	180014321	GAUGE-4 IN 1-OIL/TEMP/FUEL/VOLTS	1	
8	180013298	GAUGE-TACH METER/HR 3" 3500RPM	1	
9	229801001	SWITCH-IGNITION (4 TERMINAL)	1	
10	700000201	ROCKER SWITCH - 1 POLE ON/OFF/ON 3 POS.	1	
11	257541001	SWITCH-SPDT 3 POSITION MOM	1	
12	507611025	SCREW-HFS,M8-1.25X25,10.9,YZ,D6921,FT	2	
13	506656008	NUT-U CLIP, M8-1.25, PANEL THICKNESS1.5/5.5 mm	2	
14	503089001	ADAPTER-1/2 TO 3/8 PIPE	1	
15	104208001	ADAPTER-1/8F NPTX10X1.0MMETRIC	1	
16	163647171	LIGHT-WHITE LED WITH PIGTAILED DT06-2S	1	
17	59634001	SINGLE NYTIE - 8"	10	

Cummins 85HP Deluxe Control Panel

Fig 06-05R01



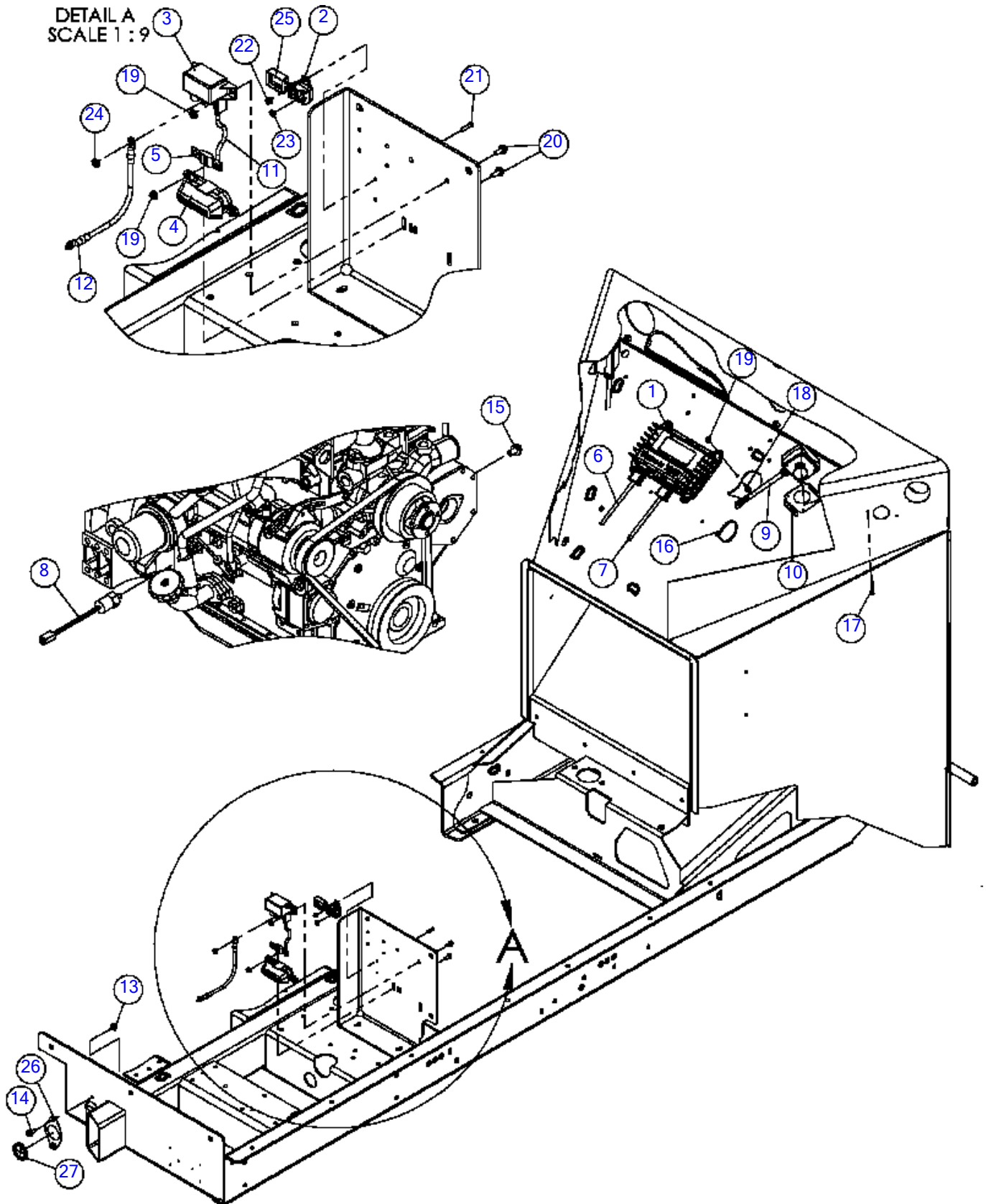
Cummins 85HP Deluxe Control Panel

Fig 06-05R01

REF NO.	PART NO.	DESCRIPTION	QTY.	REMARKS
1	141539001	SENDER-WATER TEMP.240D1/2"NPTF	1	
2	180014322	SENDER-OIL PRESSURE 0-150 PSI	1	
3	163672414	*CONTROL PANEL-BC1000XL 85 DELUXE	1	
4	109596001	FITTING-1/8MNPTX1/8FNPT ADAP.	1	
5	4019001	FITTING-3350X2 WTHR-HD	1	
6	180014319	HARNESS-BC1000XL T3 DELUXE GAUGE	1	
7	180014321	GAUGE-4 IN 1-OIL/TEMP/FUEL/VOLTS	1	
8	180013298	GAUGE-TACH METER/HR 3" 3500RPM	1	
9	229801001	SWITCH-IGNITION (4 TERMINAL)	1	
10	700000201	ROCKER SWITCH - 1 POLE ON/OFF/ON 3 POS.	1	
11	257541001	SWITCH-SPDT 3 POSITION MOM	1	
12	507611025	SCREW-HFS,M8-1.25X25,10.9,YZ,D6921,FT	2	
13	506656008	NUT-U CLIP, M8-1.25, PANEL THICKNESS1.5/5.5 mm	2	
14	503089001	ADAPTER-1/2 TO 3/8 PIPE	1	
15	104208001	ADAPTER-1/8F NPTX10X1.0MMETRIC	1	
16	163647171	LIGHT-WHITE LED WITH PIGTAILED DT06-2S	1	
17	59634001	SINGLE NYTIE - 8"	10	
18	130745083	SCREW-MCH-8-32X.50-PHILLIPS-CZ	4	
19	69759001	*LOCK NUT-#8-32 NYLON INSERT PL	4	
20	163659004	*3 WAY RECEPTACLE - DT SERIES	1	

Cummins 85HP Electrical Components (SN 15079-15291)

Fig 06-06



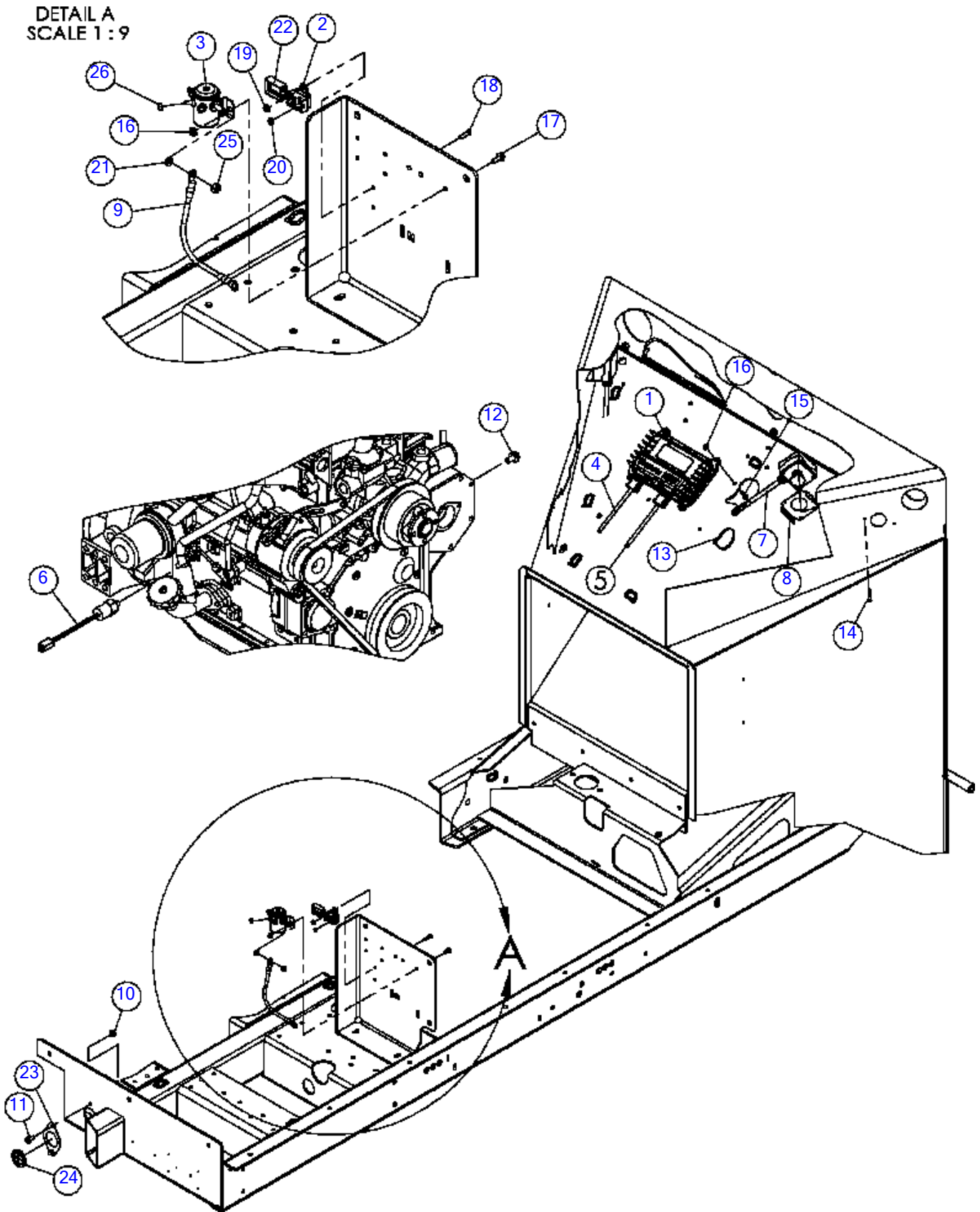
Cummins 85HP Electrical Components (SN 15079-15291)

Fig 06-06

REF NO.	PART NO.	DESCRIPTION	QTY.	REMARKS
1	296304873	ASM, CB02 BC1000SL-T3-V2	1	
2	64075001	BREAKER-30A 121 A 30-A 2 P-00-KA	1	
3	163644693	RELAY-BOSCH HIGH CURRENT	1	
4	163644692	FUSE HOLDER-AMG-100-300 AMP BUSSMAN	1	
5	163644723	FUSE-AMG 250A	1	
6	180012465	HARNESS-BC1000XL T3	1	
7	163646777	HARNESS-CUMMINS BC1000XL	1	
8	163644743	SWITCH-PRESSURE,10 PSI FALLING	1	
9	IK011622	SWITCH-SQUARE D MOM SPST NO W/2 PIN KIT	2	
9	(180010624)	SWITCH - SQUARE-D MOM SPST NO W/2PIN	2	
10	180010632	BRACKET-HOLD TO RUN SPACER	2	
11	180013286	CABLE-4 GA, 5" , RD	1	
12	180013287	CABLE-4 GA,34",RD	1	
13	507085008	NUT-HEXFLNG LOCK,M8-1.25,10.9,YZ,D6927	2	
14	507611020	SCREW-HFS,M8-1.25X20,10.9,YZ,D6921,FT	2	
15	507612016	SCREW-HFS,M10-1.50X16,10.9,YZ,ANSI,B18.2.3.9M,FT	1	
16	59634001	SINGLE NYTIE - 8"	16	
17	180010640	SCREW-WOOD-#8-18X2.50-GR2-CZ-PPH	4	
18	508484025	BOLT-CARG,M6-1.00X25 SHORT SQ.,8.8,YZ,ISO8678MFT,	4	
19	507085006	NUT-HEXFLNG LOCK,M6-1.00,10.9,YZ,D6927	8	
20	507610016	SCREW-HFS,M6-1.00X16,10.9,YZ,D6921,FT	4	
21	506030020	SCREW-HCS,M5-.80X20,8.8,YZ,D933,FT	2	
22	507085005	NUT-HEXFLNG LOCK,M5-.80,10.9,YZ,D6927	2	
23	507090006	NUT-HEX,M6-1.00,CL10,YZ,ISO4032	2	
24	574001	NUT-HEX M8-1.25 CL8 YZ D934	2	
25	285930001	PROTECTOR - CIRCUIT BREAKER	1	
26	163672155	PLATE - GROMMET	1	
27	163644890	GROMMET-WEB	1	

Cummins 85HP Electrical Components (SN 15292-15344)

Fig 06-06R01



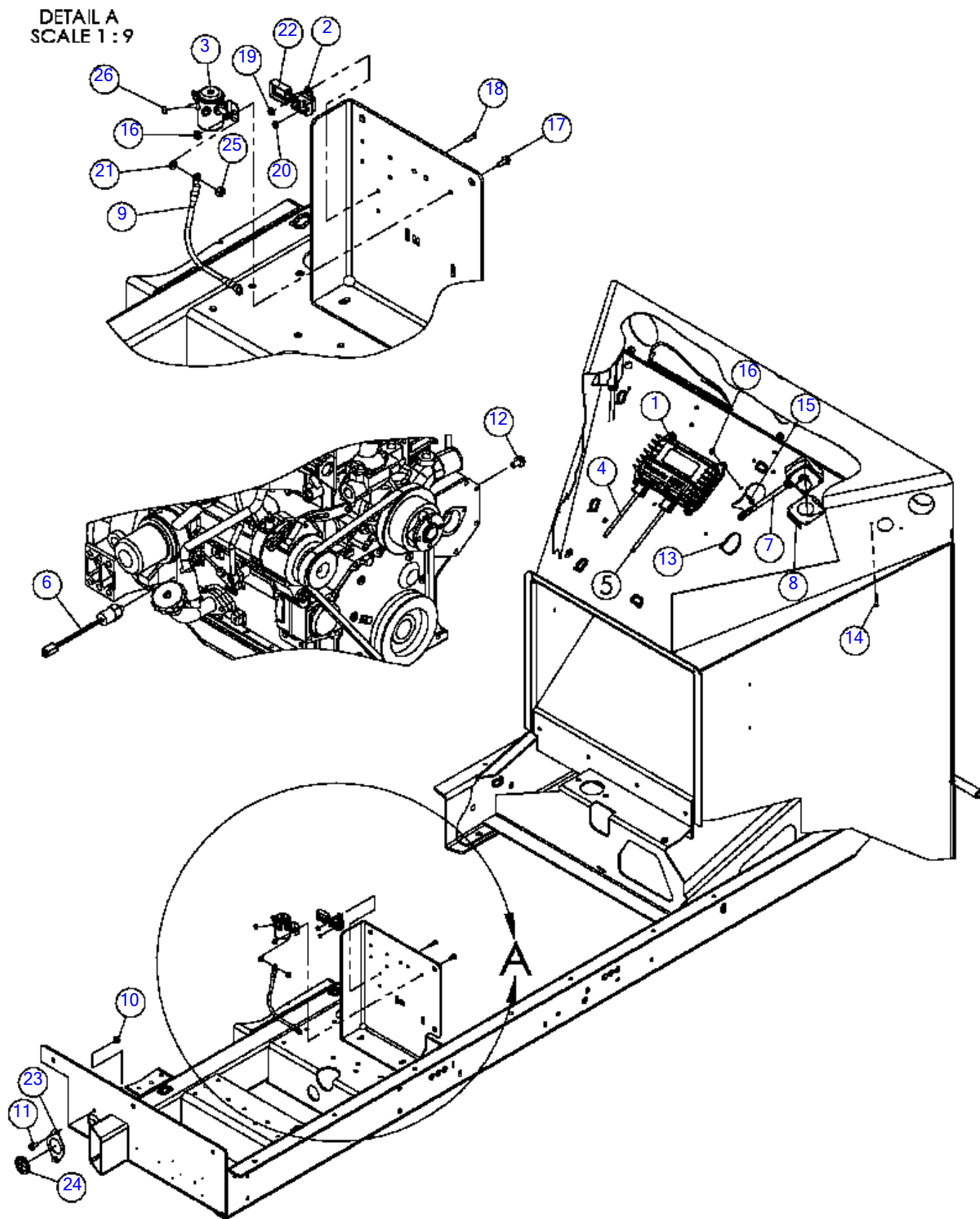
Cummins 85HP Electrical Components (SN 15292-15344)

Fig 06-06R01

REF NO.	PART NO.	DESCRIPTION	QTY.	REMARKS
1	296304873	ASM, CB02 BC1000SL-T3-V2	1	
2	64075001	BREAKER-30A 121 A 30-A 2 P-00-KA	1	
3	163667577	*RELAY-12 VDC 200A CONT - 300A BREAK	1	
4	180012465	HARNESS-BC1000XL T3	1	
5	163667604	*HARNESS-BC1000XL T3 FRONT	1	
6	163644743	SWITCH-PRESSURE,10 PSI FALLING	1	
7	IK011622	SWITCH-SQUARE D MOM SPST NO W/2 PIN KIT	2	
7	(180010624)	SWITCH - SQUARE-D MOM SPST NO W/2PIN	2	
8	180010632	BRACKET-HOLD TO RUN SPACER	2	
9	180013287	CABLE-4 GA,34",RD	1	
10	507085008	NUT-HEXFLNG LOCK,M8-1.25,10.9,YZ,D6927	2	
11	507611020	SCREW-HFS,M8-1.25X20,10.9,YZ,D6921,FT	2	
12	507612016	SCREW-HFS,M10-1.50X16,10.9,YZ,ANSI,B18.2.3.9M,FT	1	
13	59634001	SINGLE NYTIE - 8"	16	
14	180010640	SCREW-WOOD-#8-18X2.50-GR2-CZ-PPH	4	
15	508484025	BOLT-CARG,M6-1.00X25 SHORT SQ.,8.8,YZ,ISO8678MFT,	4	
16	507085006	NUT-HEXFLNG LOCK,M6-1.00,10.9,YZ,D6927	6	
17	507610016	SCREW-HFS,M6-1.00X16,10.9,YZ,D6921,FT	2	
18	506030020	SCREW-HCS,M5-.80X20,8.8,YZ,D933,FT	2	
19	507085005	NUT-HEXFLNG LOCK,M5-.80,10.9,YZ,D6927	2	
20	507090006	NUT-HEX,M6-1.00,CL10,YZ,ISO4032	2	
21	574001	NUT-HEX M8-1.25 CL8 YZ D934	2	
22	285930001	PROTECTOR - CIRCUIT BREAKER	1	
23	163672155	PLATE - GROMMET	1	
24	163644890	GROMMET-WEB	1	
25	163667593	NUT-5/16-24 X 0.40 HEX SS	2	
26	163667594	NUT-#10-32 X 0.26 HEX SS	2	

Cummins 85HP Electrical Components (SN 15345-)

Fig 06-06R02



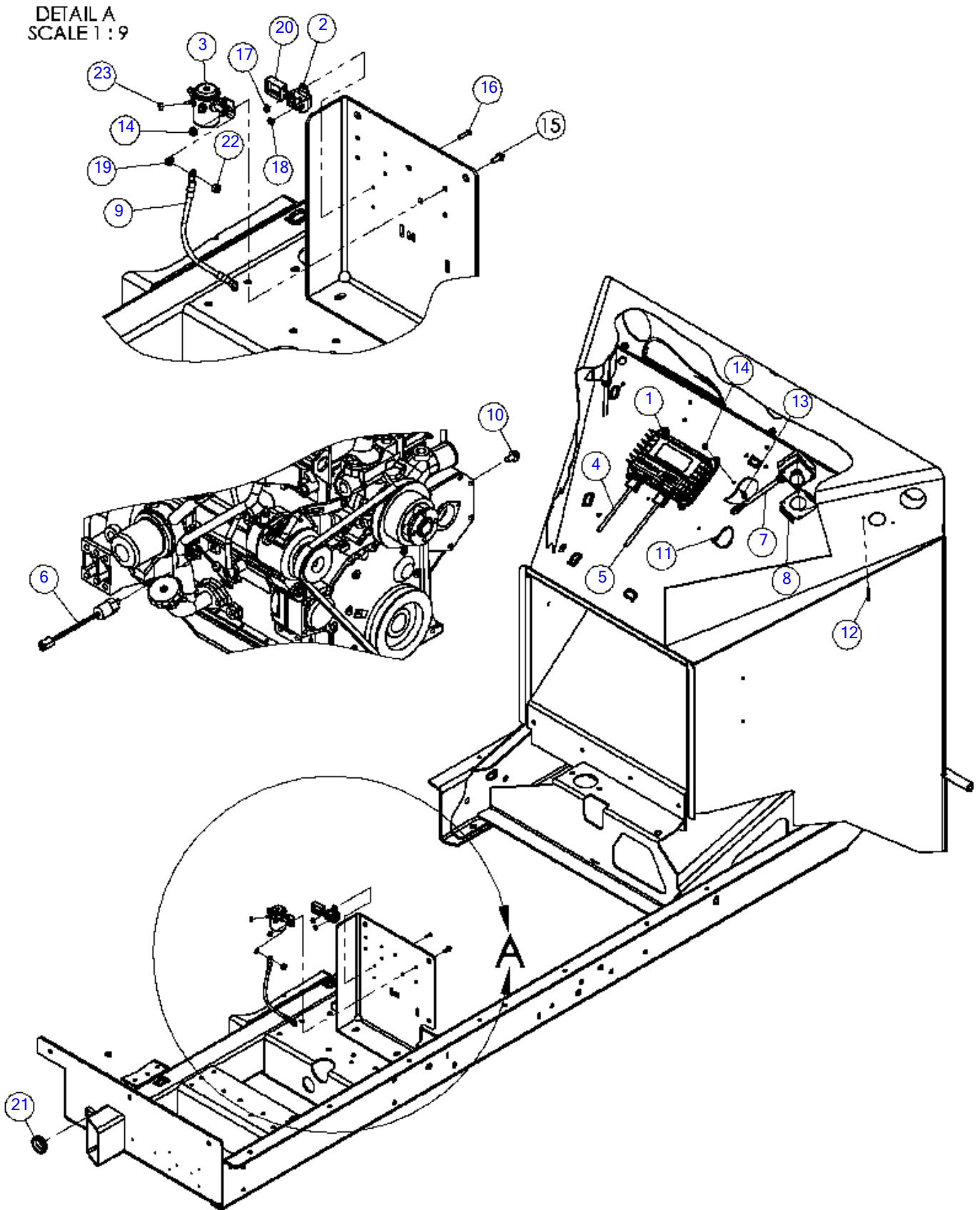
Cummins 85HP Electrical Components (SN 15345-)

Fig 06-06R02

REF NO.	PART NO.	DESCRIPTION	QTY.	REMARKS
1	296304873	ASM, CB02 BC1000SL-T3-V2	1	
2	64075001	BREAKER-30A 121 A 30-A 2 P-00-KA	1	
3	163667577	*RELAY-12 VDC 200A CONT - 300A BREAK SN:015345--	1	
4	180012465	HARNESS-BC1000XL T3	1	
5	163667604	*HARNESS-BC1000XL T3 FRONT	1	
6	163644743	SWITCH-PRESSURE,10 PSI FALLING	1	
7	IK011622	SWITCH-SQUARE D MOM SPST NO W/2 PIN KIT	2	
7	(180010624)	SWITCH - SQUARE-D MOM SPST NO W/2PIN	2	
8	180010632	BRACKET-HOLD TO RUN SPACER	2	
9	180013287	CABLE-4 GA,34",RD	1	
10	507085008	NUT-HEXFLNG LOCK,M8-1.25,10.9,YZ,D6927	2	
11	507611020	SCREW-HFS,M8-1.25X20,10.9,YZ,D6921,FT	2	
12	507612016	SCREW-HFS,M10-1.50X16,10.9,YZ,ANSI,B18.2.3.9M,FT	1	
13	59634001	SINGLE NYTIE - 8"	16	
14	180010640	SCREW-WOOD-#8-18X2.50-GR2-CZ-PPH	4	
15	508484025	BOLT-CARG,M6-1.00X25 SHORT SQ.,8.8,YZ,ISO8678MFT,	4	
16	507085006	NUT-HEXFLNG LOCK,M6-1.00,10.9,YZ,D6927	6	
17	507610016	SCREW-HFS,M6-1.00X16,10.9,YZ,D6921,FT	2	
18	506030020	SCREW-HCS,M5-.80X20,8.8,YZ,D933,FT	2	
19	507085005	NUT-HEXFLNG LOCK,M5-.80,10.9,YZ,D6927	2	
20	507090006	NUT-HEX,M6-1.00,CL10,YZ,ISO4032	2	
21	574001	NUT-HEX M8-1.25 CL8 YZ D934	2	
22	285930001	PROTECTOR - CIRCUIT BREAKER	1	
23	163672155	PLATE - GROMMET	1	
24	163644890	GROMMET-WEB	1	
25	163667593	NUT-5/16-24 X 0.40 HEX SS	2	
26	163667594	NUT-#10-32 X 0.26 HEX SS	2	

Cummins 85HP Electrical Components (SN 15345-)

Fig 06-06R03



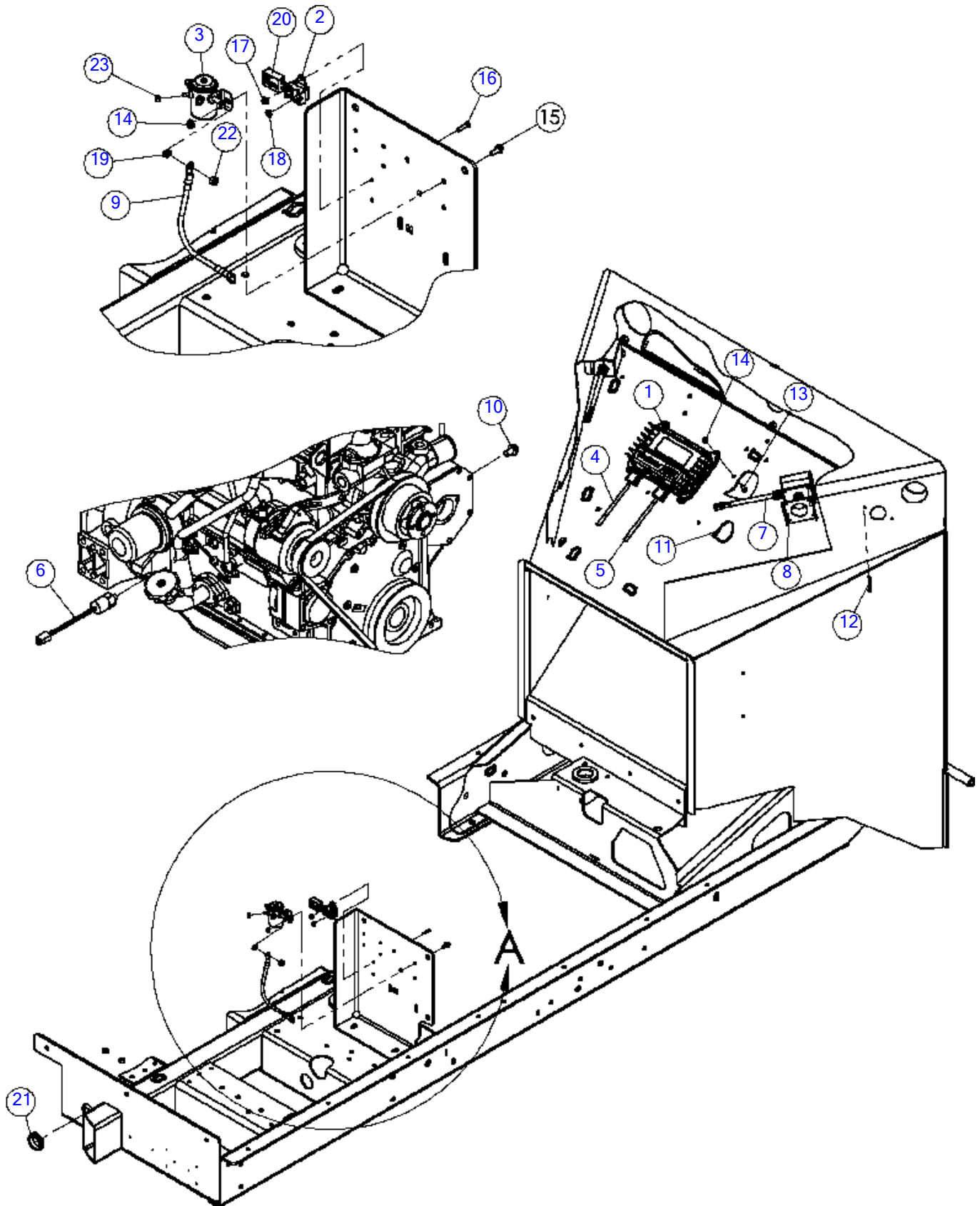
Cummins 85HP Electrical Components (SN 15345-)

Fig 06-06R03

REF NO.	PART NO.	DESCRIPTION	QTY.	REMARKS
1	296304873	ASM, CB02 BC1000SL-T3-V2	1	
2	64075001	BREAKER-30A 121 A 30-A 2 P-00-KA	1	
3	163667577	RELAY-12 VDC 200A CONT - 300A BREAK SN:015345--	1	
4	180012465	HARNESS-BC1000XL T3	1	
5	163667604	HARNESS-BC1000XL T3 FRONT	1	
6	163644743	SWITCH-PRESSURE,10 PSI FALLING	1	
7	IK011622	SWITCH-SQUARE D MOM SPST NO W/2 PIN KIT	2	
7	(180010624)	SWITCH - SQUARE-D MOM SPST NO W/2PIN	2	
8	180010632	BRACKET-HOLD TO RUN SPACER	2	
9	180013287	CABLE-4 GA,34",RD	1	
10	507612016	SCREW-HFS,M10-1.50X16,10.9,YZ,ANSI,B18.2.3.9M,FT	1	
11	59634001	SINGLE NYTIE - 8"	16	
12	180010640	SCREW-WOOD-#8-18X2.50-GR2-CZ-PPH	4	
13	508484025	BOLT-CARG,M6-1.00X25 SHORT SQ.,8.8,YZ,ISO8678MFT,	4	
14	507085006	NUT-HEXFLNG LOCK,M6-1.00,10.9,YZ,D6927	6	
15	507610016	SCREW-HFS,M6-1.00X16,10.9,YZ,D6921,FT	2	
16	506030020	SCREW-HCS,M5-.80X20,8.8,YZ,D933,FT	2	
17	507085005	NUT-HEXFLNG LOCK,M5-.80,10.9,YZ,D6927	2	
18	507090006	NUT-HEX,M6-1.00,CL10,YZ,ISO4032	2	
19	574001	NUT-HEX M8-1.25 CL8 YZ D934	2	
20	285930001	PROTECTOR - CIRCUIT BREAKER	1	
21	1865055	*GROMMET-1 1/2 IDX1 3/4 OD 1/4G	1	
25	163667593	NUT-5/16-24 X 0.40 HEX SS	2	
26	163667594	NUT-#10-32 X 0.26 HEX SS	2	

Cummins 85HP Electrical Components (SN 15345-18305)

Fig 06-06R04



Cummins 85HP Electrical Components (SN 15345-18305)

Fig 06-06R04

REF NO.	PART NO.	DESCRIPTION	QTY.	REMARKS
1	296304873	ASM, CB02 BC1000XL T3 V2	1	
2	64075001	BREAKER-30A 121 A 30-A 2 P-00-KA	1	
3	163667577	RELAY-12 VDC 200A CONT - 300A BREAK	1	
4	180012465	HARNESS-BC1000XL T3	1	
5	163667604	HARNESS-BC1000XL T3 FRONT	1	
6	163644743	SWITCH-PRESSURE,10 PSI FALLING	1	
7	IK011622	SWITCH-SQUARE D MOM SPST NO W/2 PIN KIT	2	
7	(163627826)	*SWITCH-SQUARE D MOM SPST NO W/2 PIN BOX	2	
8	163627838	*BRACKET-HOLD TO RUN SPACER	2	
9	180013287	CABLE-4 GA,34",RD	1	
10	507612016	SCREW-HFS,M10-1.50X16,10.9,YZ,ANSI,B18.2.3.9M,FT	1	
11	59634001	SINGLE NYTIE - 8"	16	
12	163627849	*SCREW-WOOD-#8-12X2.75-GR2-CZ-PPH	4	
13	508484025	BOLT-CARG,M6-1.00X25 SHORT SQ.,8.8,YZ,ISO8678MFT,	4	
14	507085006	NUT-HEXFLNG LOCK,M6-1.00,10.9,YZ,D6927	6	
15	507610016	SCREW-HFS,M6-1.00X16,10.9,YZ,D6921,FT	2	
16	506030020	SCREW-HCS,M5-.80X20,8.8,YZ,D933,FT	2	
17	507085005	NUT-HEXFLNG LOCK,M5-.80,10.9,YZ,D6927	2	
18	507090006	NUT-HEX,M6-1.00,CL10,YZ,ISO4032	2	
19	574001	NUT-HEX M8-1.25 CL8 YZ D934	2	
20	285930001	PROTECTOR - CIRCUIT BREAKER	1	
21	1865055	GROMMET-1 1/2 IDX1 3/4 OD 1/4G	1	

Cummins 85HP Electrical Components (SN 18306-)

Fig 06-06R05

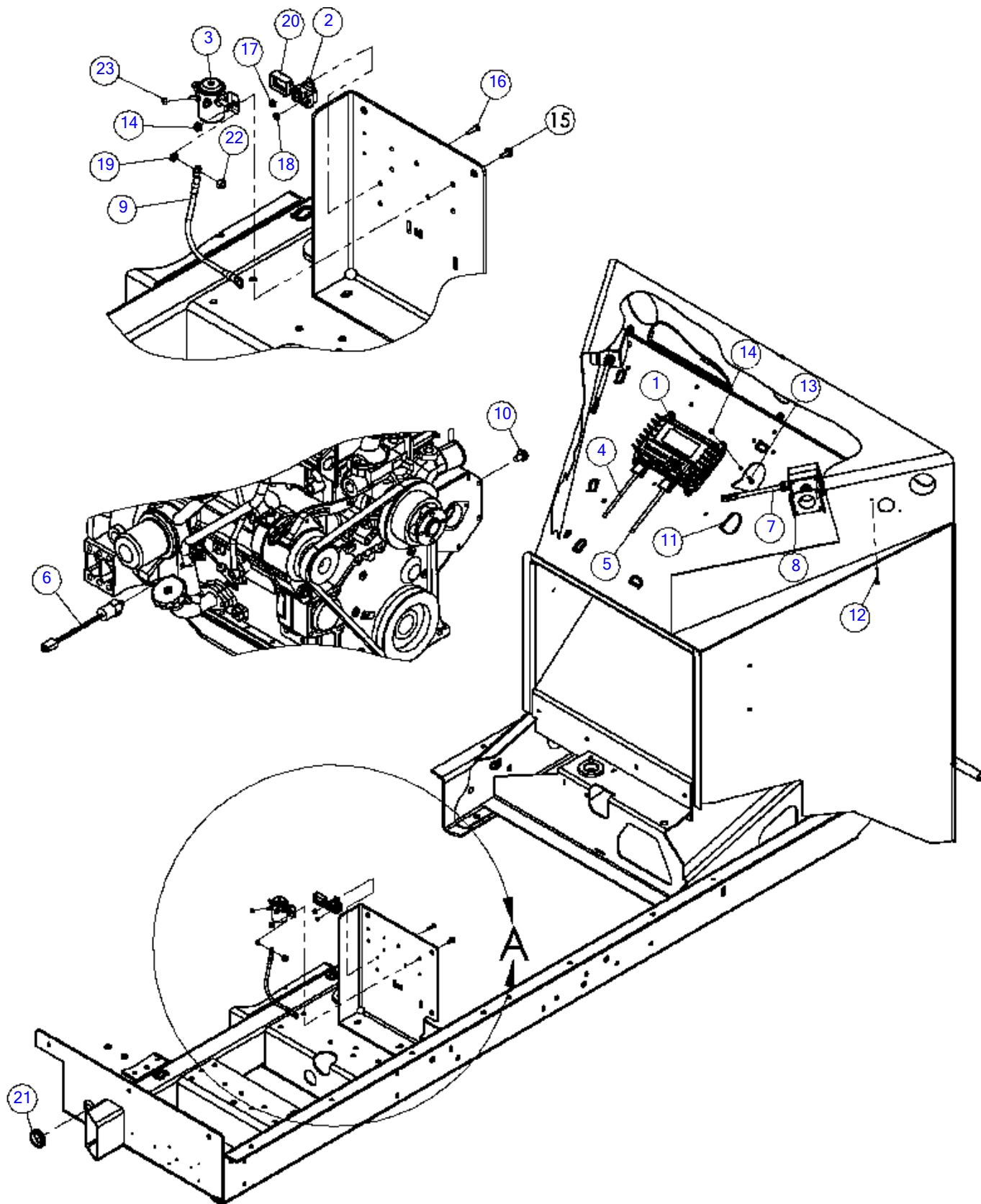


ILLUSTRATION NO: 163672055

06-06R05

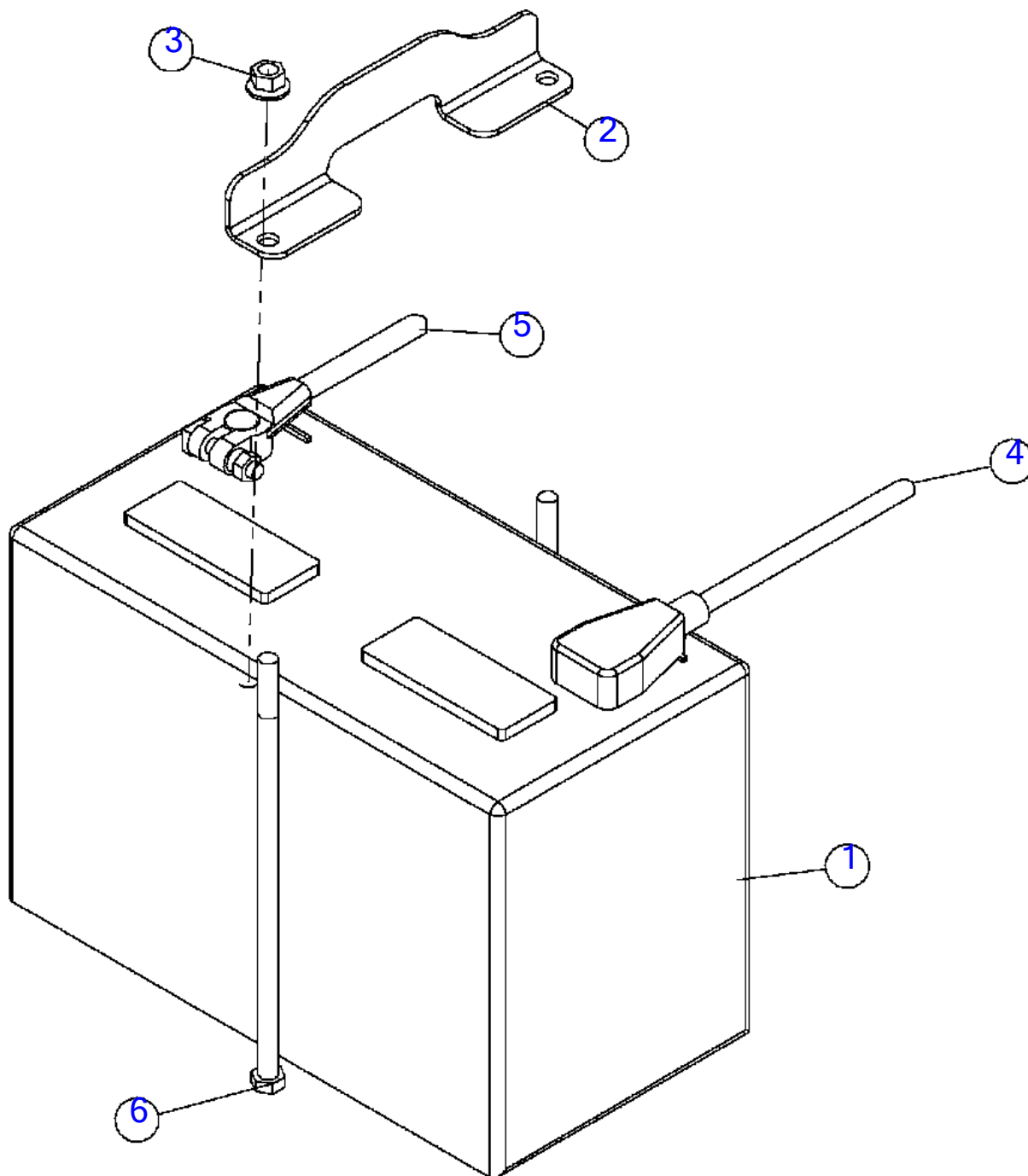
Cummins 85HP Electrical Components (SN 18306-)

Fig 06-06R05

REF NO.	PART NO.	DESCRIPTION	QTY.	REMARKS
1	296365277	*ASM - CB02 BC1000XL GEN2	1	
2	64075001	BREAKER-30A 121 A 30-A 2 P-00-KA	1	
3	163667577	RELAY-12 VDC 200A CONT - 300A BREAK	1	
4	180012465	HARNESS-BC1000XL T3	1	
5	163667604	HARNESS-BC1000XL T3 FRONT	1	
6	163644743	SWITCH-PRESSURE,10 PSI FALLING	1	
7	IK011622	SWITCH-SQUARE D MOM SPST NO W/2 PIN KIT	2	
7	(163627826)	SWITCH-SQUARE D MOM SPST NO W/2 PIN BOX	2	
8	163627838	BRACKET-HOLD TO RUN SPACER	2	
9	180013287	CABLE-4 GA,34",RD	1	
10	507612016	SCREW-HFS,M10-1.50X16,10.9,YZ,ANSI,B18.2.3.9M,FT	1	
11	59634001	SINGLE NYTIE - 8"	16	
12	163627849	SCREW-WOOD-#8-12X2.75-GR2-CZ-PPH	4	
13	508484025	BOLT-CARG,M6-1.00X25 SHORT SQ.,8.8,YZ,ISO8678MFT,	4	
14	507085006	NUT-HEXFLNG LOCK,M6-1.00,10.9,YZ,D6927	6	
15	507610016	SCREW-HFS,M6-1.00X16,10.9,YZ,D6921,FT	2	
16	506030020	SCREW-HCS,M5-.80X20,8.8,YZ,D933,FT	2	
17	507085005	NUT-HEXFLNG LOCK,M5-.80,10.9,YZ,D6927	2	
18	507090006	NUT-HEX,M6-1.00,CL10,YZ,ISO4032	2	
19	574001	NUT-HEX M8-1.25 CL8 YZ D934	2	
20	285930001	PROTECTOR - CIRCUIT BREAKER	1	
21	1865055	GROMMET-1 1/2 IDX1 3/4 OD 1/4G	1	

Cummins 85HP Battery (SN 15079-15291)

Fig 06-07



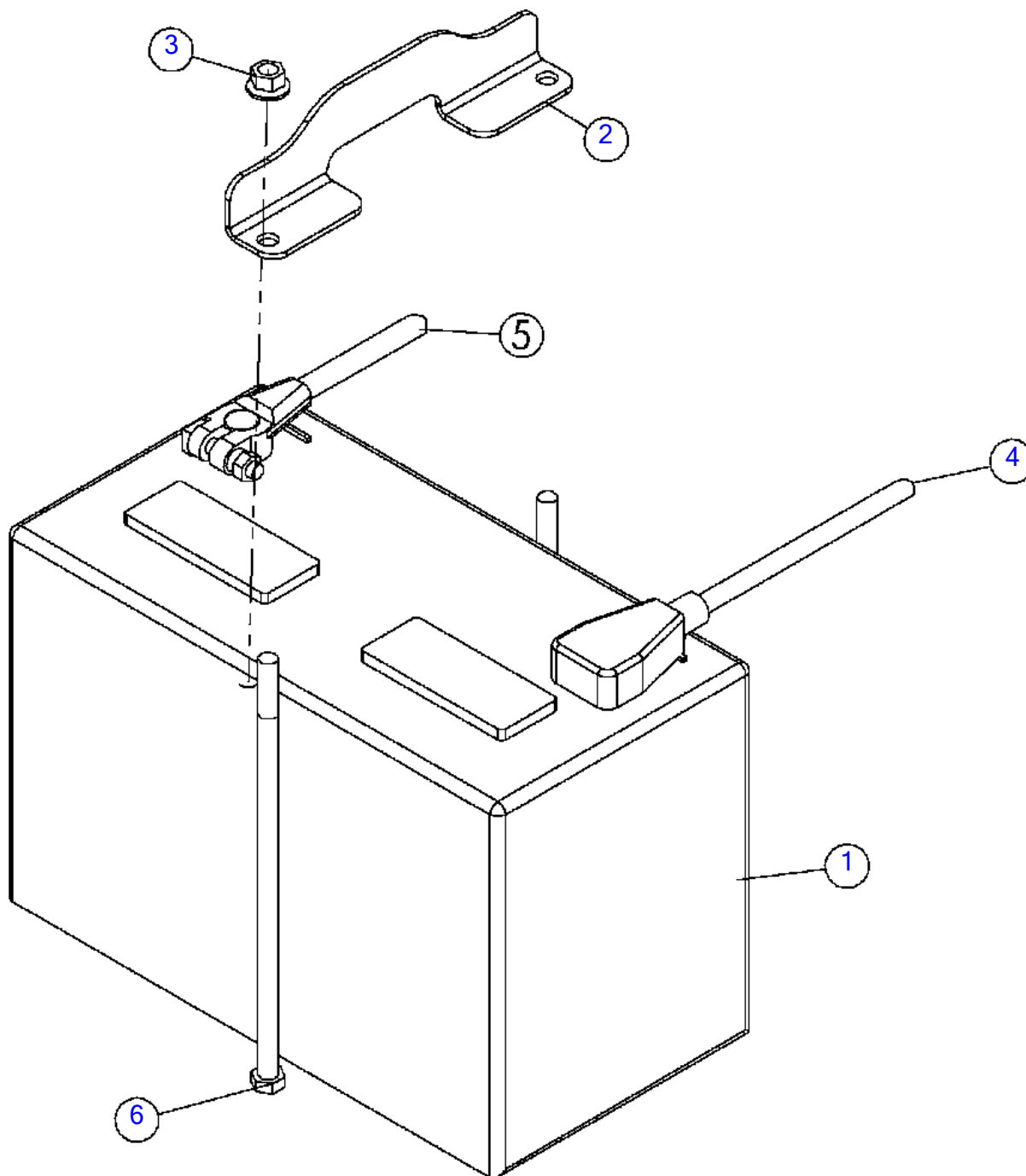
Cummins 85HP Battery (SN 15079-15291)

Fig 06-07

REF NO.	PART NO.	DESCRIPTION	QTY.	REMARKS
1	53636001	BATT. 660CC AMP- GROUP 31	1	
2	163672158	HOLDDOWN - BATTERY	1	
3	510315411	NUT-HEXFLGL-.38-16-GR2-YZ	2	
4	163677002	CABLE-BATTERY 2 GA P-E, 3 LEAD	1	
4	(180014531)	CABLE-BATTERY 2 GA P-E, 3 LEAD	1	
5	180014532	CABLE-BATTERY 2 GA N-E, 1 LEAD	1	
6	296264100	SCREW - HCS - .38 - 16 X 10 GR8 0YZ	2	

Cummins 85HP Battery (SN 15292-16838)

Fig 06-07R01



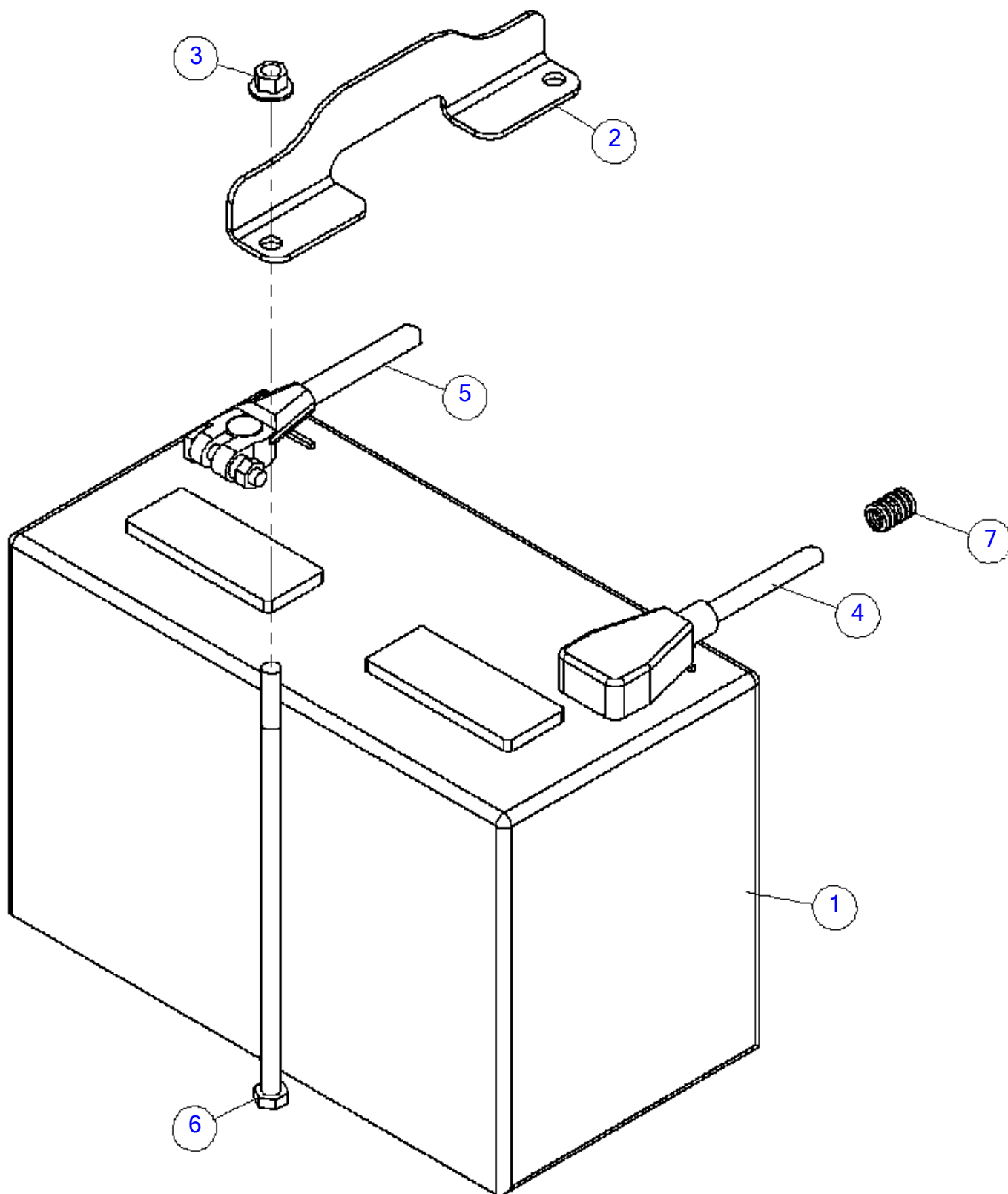
Cummins 85HP Battery (SN 15292-16838)

Fig 06-07R01

REF NO.	PART NO.	DESCRIPTION	QTY.	REMARKS
1	53636001	BATT. 660CC AMP- GROUP 31	1	
2	163672158	HOLDDOWN - BATTERY	1	
3	510315411	NUT-HEXFLGL-.38-16-GR2-YZ	2	
4	163677002	*CABLE-BATTERY 2 GA P-E, 3 LEAD	1	
5	180014532	CABLE-BATTERY 2 GA N-E, 1 LEAD	1	
6	296264100	SCREW - HCS - .38 - 16 X 10 GR8 0YZ	2	

Cummins 85HP Battery (SN 16839 - 18597)

Fig 06-07R02



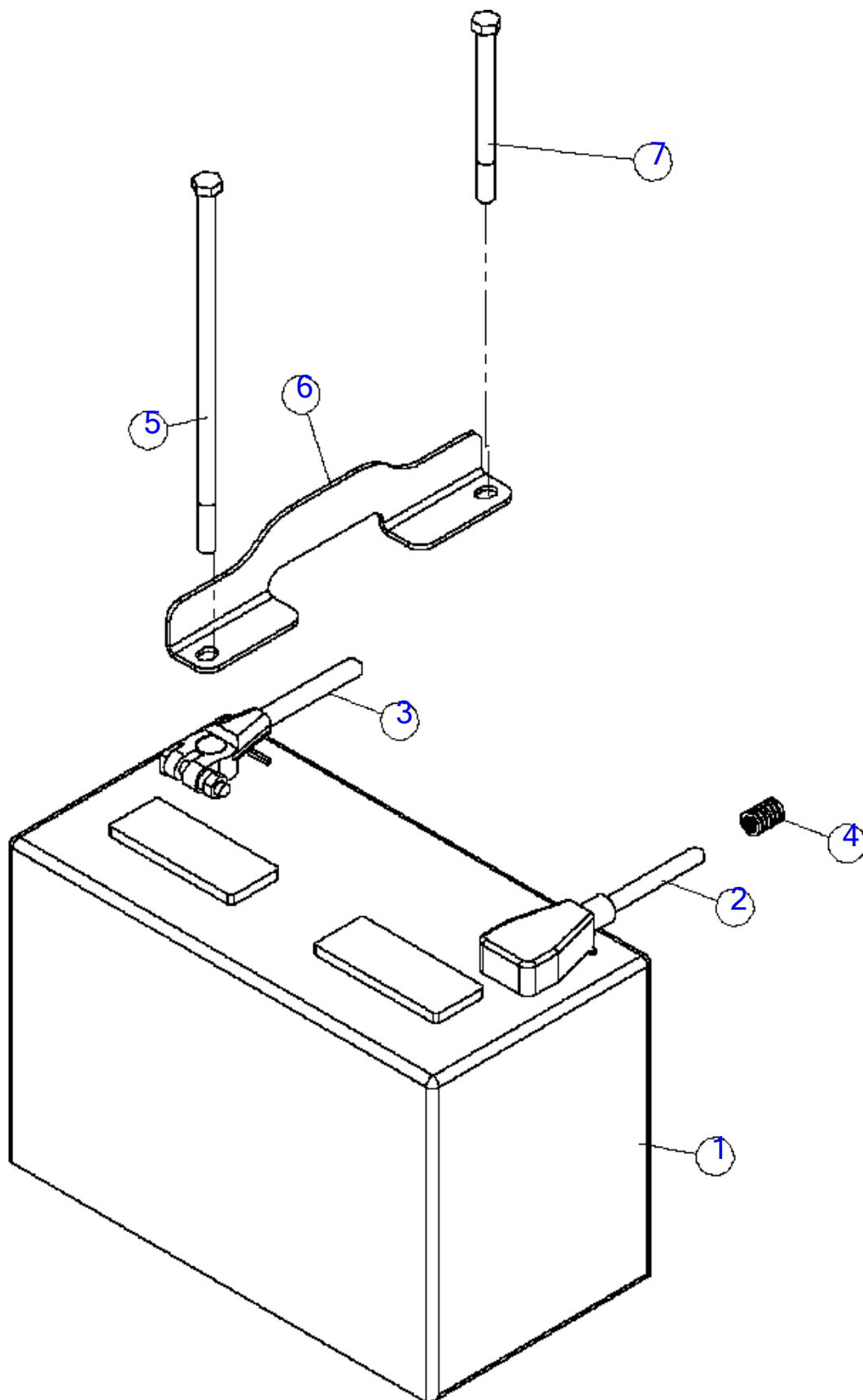
Cummins 85HP Battery (SN 16839 - 18597)

Fig 06-07R02

REF NO.	PART NO.	DESCRIPTION	QTY.	REMARKS
1	53636001	BATT. 660CC AMP- GROUP 31	1	
2	163672158	HOLDDOWN - BATTERY	1	
3	510315411	NUT-HEXFLGL-.38-16-GR2-YZ	2	
4	163677002	CABLE-BATTERY 2 GA P-E, 3 LEAD	1	
5	180014532	CABLE-BATTERY 2 GA N-E, 1 LEAD	1	
6	243901001	BOLT-3/8-16X9 1/2 GR5 HHC ZP	2	
7	86319001	LOOM-FLEX GARD HI TEMP 3/8 ID	A/R	P/N Qty. Of 1 = 1 Foot

Cummins 85HP Battery (SN 18598 -)

Fig 06-07R03



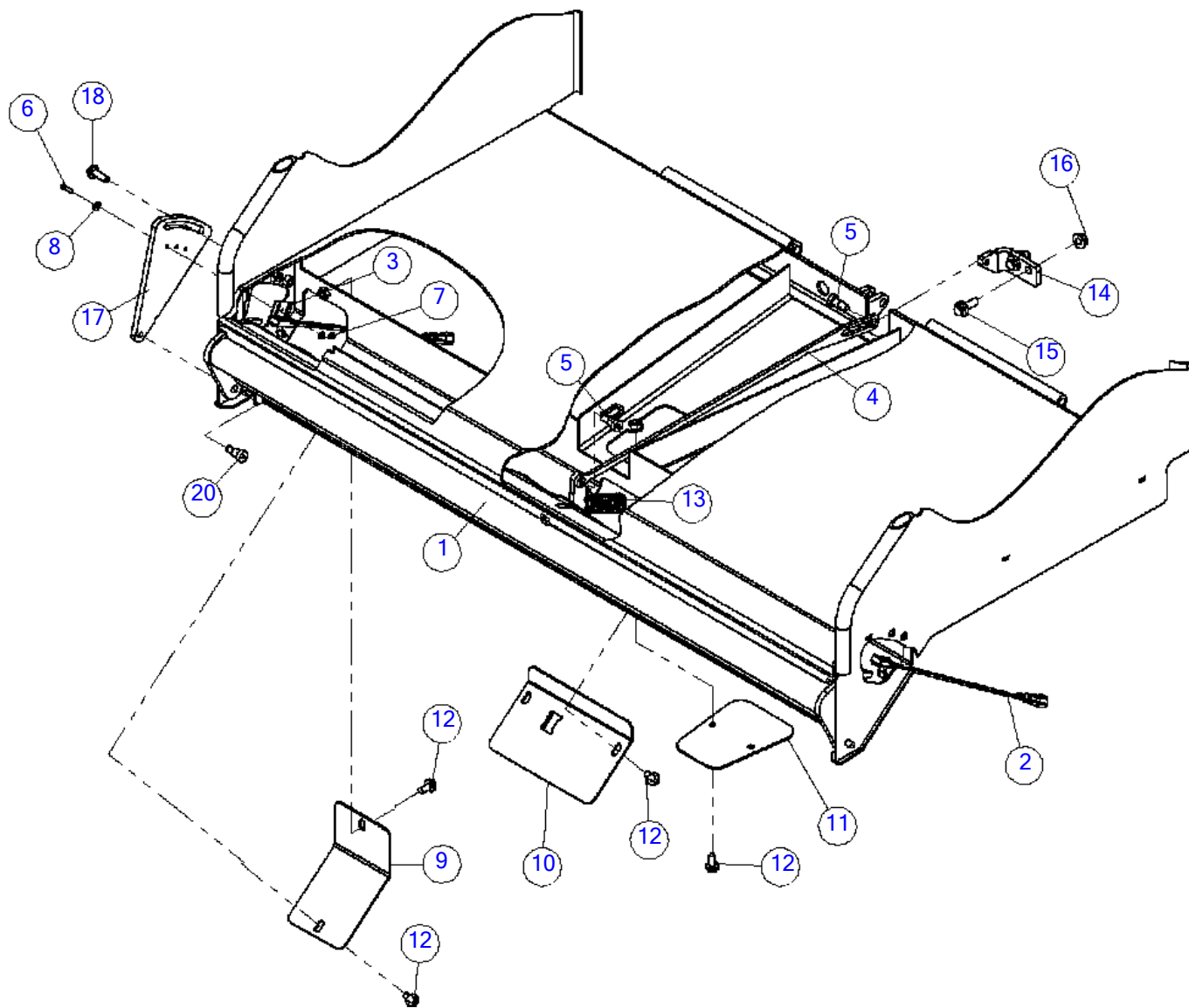
Cummins 85HP Battery (SN 18598 -)

Fig 06-07R03

REF NO.	PART NO.	DESCRIPTION	QTY.	REMARKS
1	53636001	BATT. 660CC AMP- GROUP 31	1	
2	163677002	CABLE-BATTERY 2 GA P-E, 3 LEAD	1	
3	180014532	CABLE-BATTERY 2 GA N-E, 1 LEAD	1	
4	86319001	LOOM-FLEX GARD HI TEMP 3/8 ID	A/R	P/N Qty. Of 1 = 1 Foot
5	243901001	BOLT-3/8-16X9 1/2 GR5 HHC ZP	1	
6	163677851	HOLDDOWN - BATTERY	1	
7	354044	BOLT - 3/8-16X4 1/2"GRADE#5 HEX	1	

Lower Safety Bar (SN 15079-18567)

Fig 06-08



Lower Safety Bar (SN 15079-18567)

Fig 06-08

REF NO.	PART NO.	DESCRIPTION	QTY.	REMARKS
1	180010108	LOWER SAFETY BAR	1	
2	163551768	SWITCH - RH ROLLER ARM	1	
3	163551767	SWITCH-LH ROLLER ARM	1	
4	180010116	SAFETY BAR LINKAGE - INFEED TABLE	1	
5	240056001	*SCREW-SHSS-.50X.50-.38-16THD-CZ	2	
6	506030020	SCREW-HCS,M5-.80X20,8.8,YZ,D933,FT	4	
7	507085005	NUT-HEXFLNG LOCK,M5-.80,10.9,YZ,D6927	4	
8	507086005	WASHER-FLAT,M5,LARGE RIM,DIN9021	4	
9	180010111	SWITCH COVER - INFEED TABLE	2	
10	163677503	SPRING GUIDE COVER - INFEED TABLE	1	
11	163635124	COVER-HARNESS	1	
12	507612020	SCREW-HFS,M10-1.50X20,10.9,YZ,ANSI,B18.2.3.9M,FT	8	
13	162844001	SPRING-COMP.SS 1.225ODX.125WX4,31OLB/IN	1	
14	180010122	LINKAGE TAB - INFEED TABLE	1	
15	507613030	SCREW-HFS,M12-1.75X30,10.9,YZ,ANSI,B18.2.3.9M,PT	2	
16	507085012	NUT-HEXFLNG LOCK, M12-1.75,10.9,YZ,D6927	2	
17	180010174	PLATE - SWITCH MOUNT	2	
18	507612030	SCREW-HFS,M10-1.50X30,10.9,YZ,ANSI,B18.2.3.9M,FT	4	
19	257541001	SWITCH-SPDT 3 POSITION MOM	1	
20	180007758	*SCREW-SHSS-.50X.50-.38-16THD-CZ (PFCN)	2	

Lower Safety Bar (SN 18568-)

Fig 06-08R01

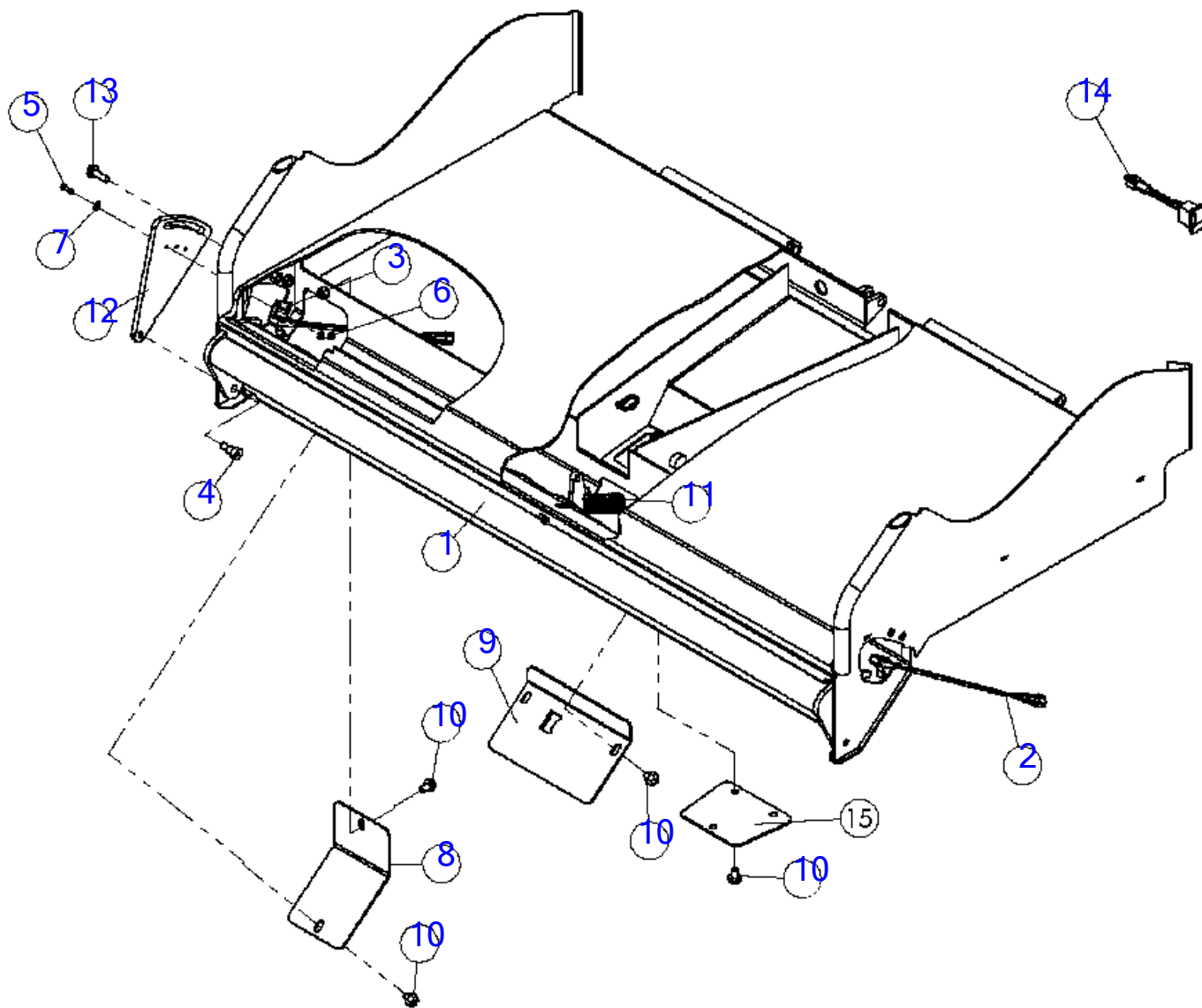


Illustration No: 163627912 - Not For Ordering

Lower Safety Bar (SN 18568-)

Fig 06-08R01

REF NO.	PART NO.	DESCRIPTION	QTY.	REMARKS
1	180010108	LOWER SAFETY BAR	1	
2	163551768	SWITCH - RH ROLLER ARM	1	
3	163551767	SWITCH-LH ROLLER ARM	1	
4	240056001	SCREW-SHSS-.50X.50-.38-16THD-CZ	2	
5	506030020	SCREW-HCS,M5-.80X20,8.8,YZ,D933,FT	4	
6	507085005	NUT-HEXFLNG LOCK,M5-.80,10.9,YZ,D6927	4	
7	507086005	WASHER-FLAT,M5,LARGE RIM,DIN9021	4	
8	180010111	SWITCH COVER - INFEED TABLE	2	
9	163677503	SPRING GUIDE COVER - INFEED TABLE	1	
10	507612016	SCREW-HFS,M10-1.50X16,10.9,YZ,ANSI,B18.2.3.9M,FT	9	
11	162844001	SPRING-COMP.SS 1.225ODX.125WX4,31OLB/IN	1	
12	180010174	PLATE - SWITCH MOUNT	2	
13	507612030	SCREW-HFS,M10-1.50X30,10.9,YZ,ANSI,B18.2.3.9M,FT	4	
14	257541001	SWITCH-SPDT 3 POSITION MOM	1	
15	163627904	COVER LOWER BAR LINKAGE	1	

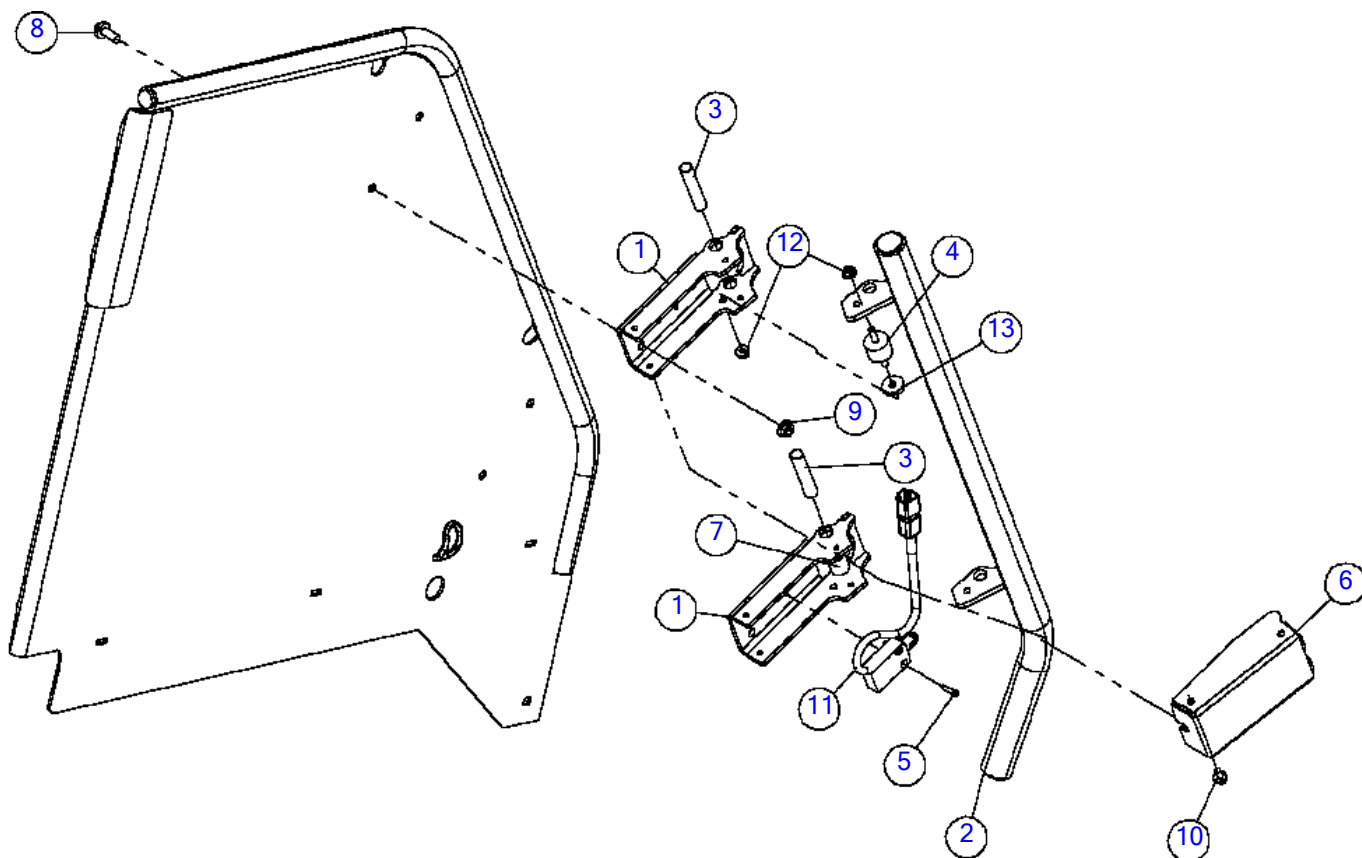
Lower Safety Bar - Euro

Fig 06-08X01

REF NO.	PART NO.	DESCRIPTION	QTY.	REMARKS
1	180010108	LOWER SAFETY BAR	1	
2	163551768	SWITCH - RH ROLLER ARM	1	
3	180010116	SAFETY BAR LINKAGE - INFEED TABLE	1	
4	240056001	*SCREW-SHSS-.50X.50-.38-16THD-CZ	3	
5	506030020	SCREW-HCS,M5-.80X20,8.8,YZ,D933,FT	2	
6	507085005	NUT-HEXFLNG LOCK,M5-.80,10.9,YZ,D6927	2	
7	507086005	WASHER-FLAT,M5,LARGE RIM,DIN9021	2	
8	180009562	SWITCH COVER - INFEED TABLE	1	
9	180009563	SWITCH COVER - EURO LEFT	1	
10	163677503	SPRING GUIDE COVER - INFEED TABLE	1	
11	163635124	COVER-HARNESS	1	
12	507612020	SCREW-HFS,M10-1.50X20,10.9,YZ,ANSI,B18.2.3.9M,FT	8	
13	162844001	SPRING-COMP.SS 1.225ODX.125WX4,31OLB/IN	1	
14	180010122	LINKAGE TAB - INFEED TABLE	1	
15	507613030	SCREW-HFS,M12-1.75X30,10.9,YZ,ANSI,B18.2.3.9M,PT	2	
16	507085012	NUT-HEXFLNG LOCK, M12-1.75,10.9,YZ,D6927	2	
17	180010174	PLATE - SWITCH MOUNT	1	
18	507612030	SCREW-HFS,M10-1.50X30,10.9,YZ,ANSI,B18.2.3.9M,FT	2	
19	1809003	NUT-3/8 SM FLGE T.L.	1	
20	180009579	HARNESS - SIDE BAR	1	
21	156720001	PLUG - ROCKER SWITCH	1	
22	180010635	PANEL - REAR WINCH SHIELD SIDE, RIGHT	1	
23	180007758	*SCREW-SHSS-.50X.50-.38-16THD-CZ (PFCN)	1	

Side Bar - Euro

Fig 06-08X02



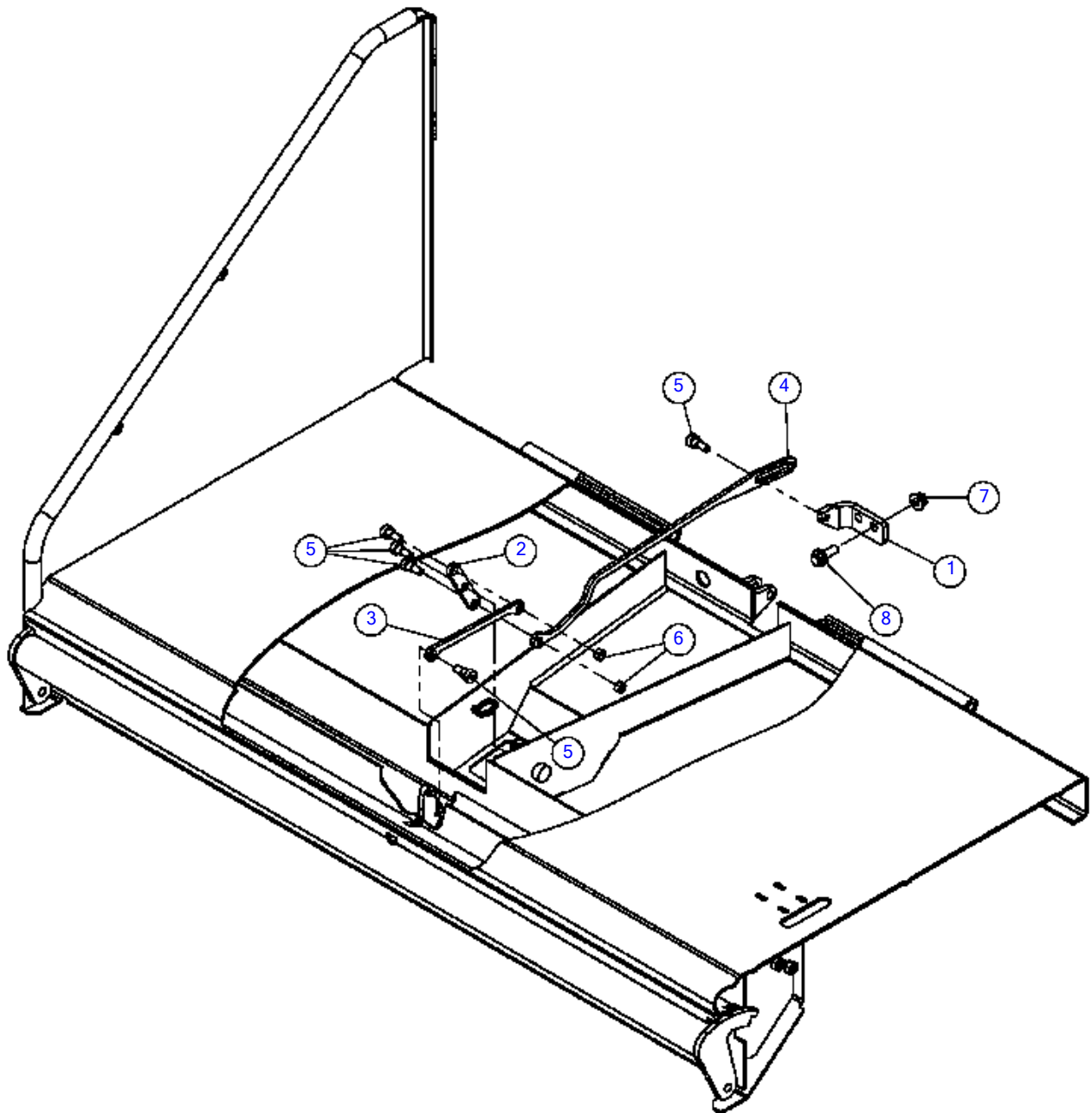
Side Bar - Euro

Fig 06-08X02

REF NO.	PART NO.	DESCRIPTION	QTY.	REMARKS
1	180009575	SWITCH BOX-WELDMENT	4	
2	180009569	WELDMENT-LEFT SIDEBAR	1	
	180009578	WELDMENT - RIGHT SIDE BAR	1	Not Shown
3	180009571	PIVOT-LINKAGE	4	
4	180009582	SANDWICH MOUNT - METRIC	4	
5	308002180	SCREW-SLOTTED-HEAD M4X16 -8.8- DIN 84 EV	4	
6	180009577	COVER - SIDEBAR LINKAGE	4	
7	180009572	LINKAGE-SPACER	4	
8	507611020	SCREW-HFS,M8-1.25X20,10.9,YZ,D6921,FT	8	
9	507085008	NUT-HEXFLNG LOCK,M8-1.25,10.9,YZ,D6927	8	
10	507610010	SCREW-HFS,M6-1.00X10,10.9,YZ,D6921,FT	16	
11	180009580	SWITCH - LIMIT ROLLER	2	
12	506986006	NUT-HEXFLNG,M6-1.00,CL10,YZ,ISO4161	8	
13	180009583	SLUG - SPACER	4	

Feed Table Linkage

Fig 06-08X03



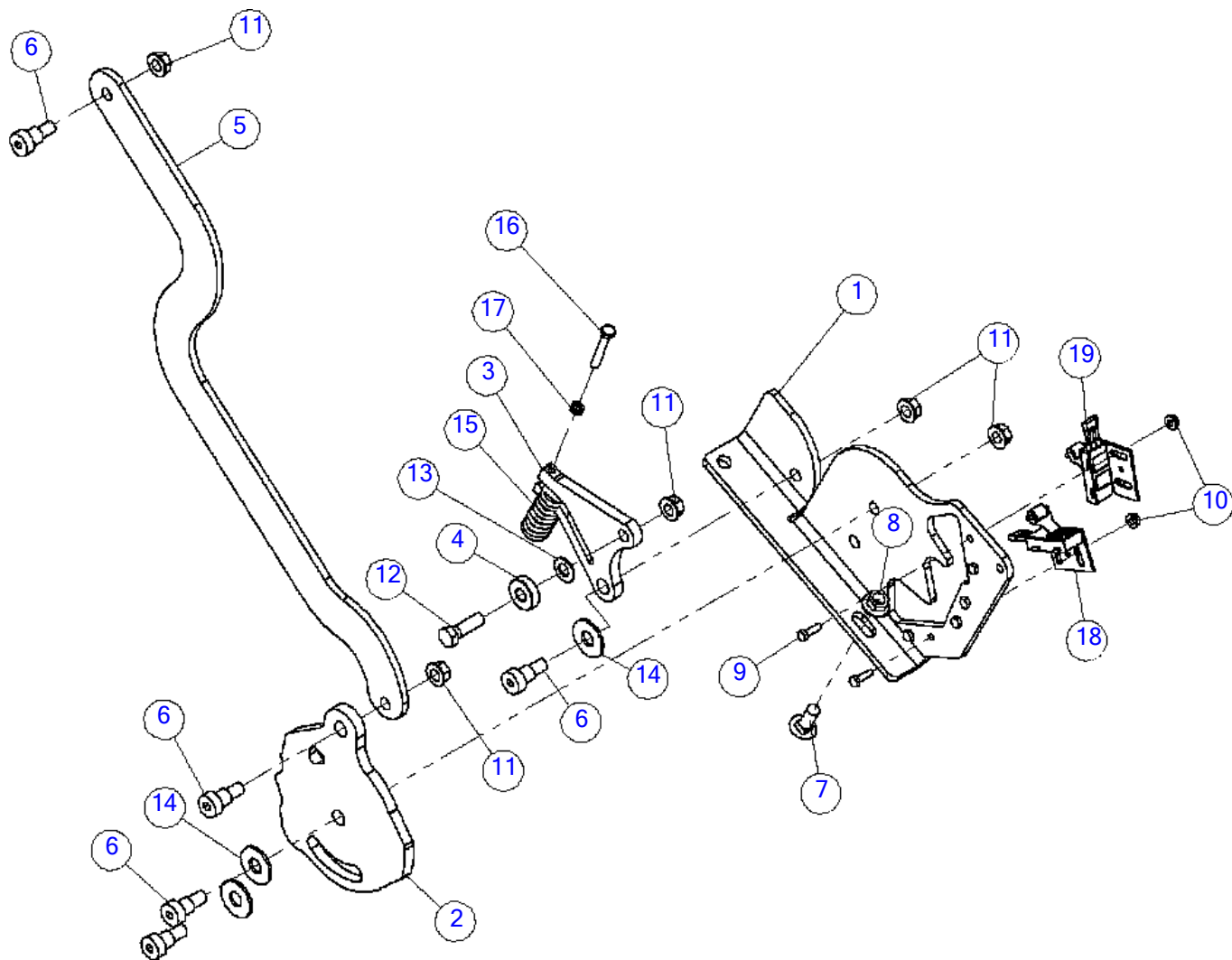
Feed Table Linkage

Fig 06-08X03

REF NO.	PART NO.	DESCRIPTION	QTY.	REMARKS
1	180010122	LINKAGE TAB - INFEED TABLE	1	
2	163627903	LEVER ROTATING INFEED TABLE	1	
3	163627901	LINK UPPER SHORT INFEED TABLE	1	
4	163627902	LINK LOWER LONG INFEED TABLE	1	
5	296256038	SCREW - SHSS - .50X.38-.38-16 THD-CZ	5	
6	250508001	NUT - 3/8-NC Gr8 TOP LOCK Y/ZINC	2	
7	507085012	NUT-HEXFLNG LOCK, M12-1.75,10.9,YZ,D6927	2	
8	507613030	SCREW-HFS,M12-1.75X30,10.9,YZ,ANSI,B18.2.3.9M,PT	2	

Control Bar

Fig 06-09

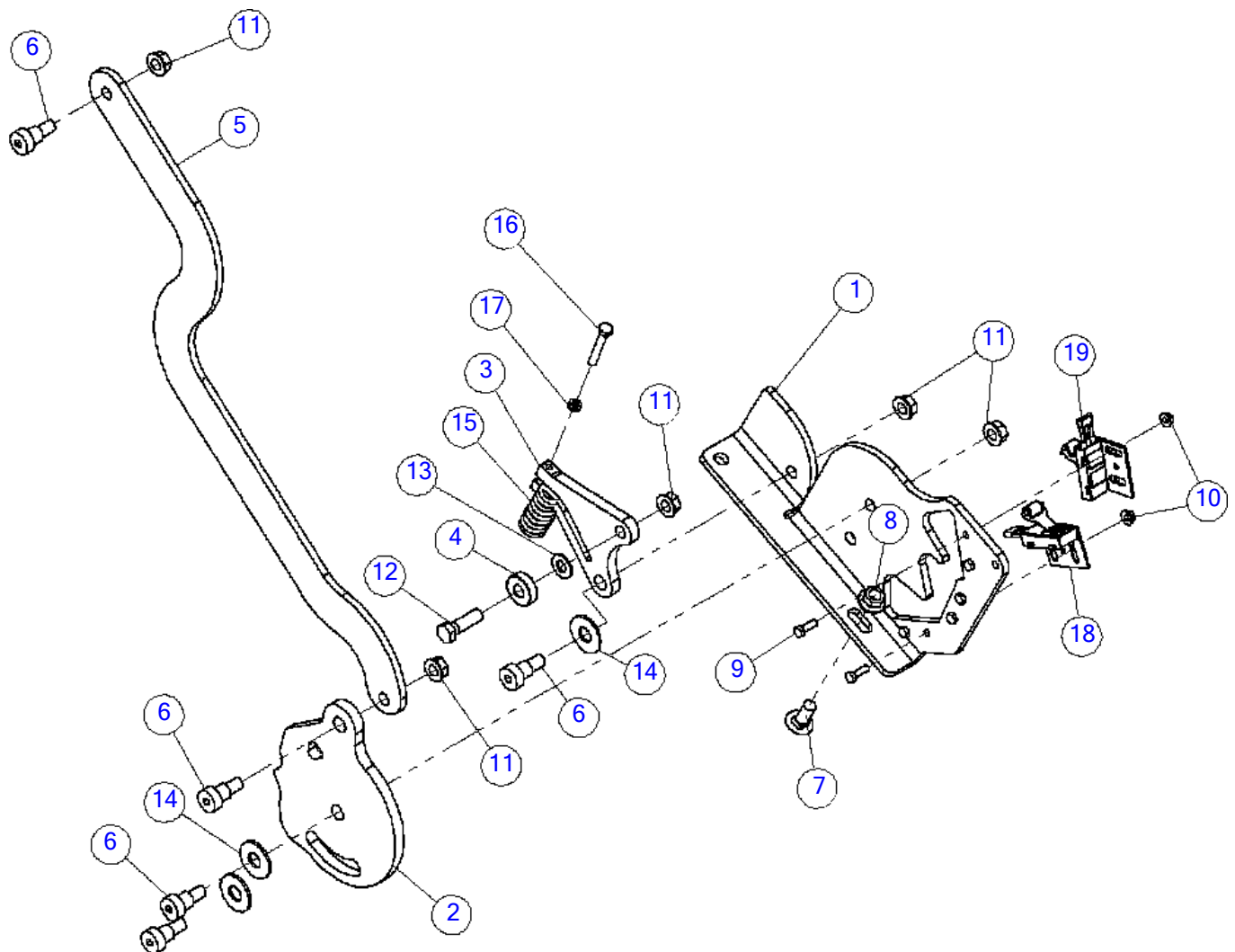


Control Bar
Fig 06-09

REF NO.	PART NO.	DESCRIPTION	QTY.	REMARKS
1	163551765	STAND - CAM	1	
2	163551764	CAM - FEED CONTROL	1	
3	180006291	ARM - ADJUSTABLE CAM	1	
4	156690001	BEARING - BALL	1	
5	153564001	LINKAGE-DIRECTIONAL	1	
6	180007758	SCREW-SHSS-.50X.50-.38-16THD-CZ (PFCN)	5	
7	506049025	BOLT-CARG,M10-1.50X25,Short Sq.,8.8,YZ	2	
8	507085010	NUT-HEXFLNG LOCK, M10-1.50,10.9,YZ,D6927	2	
9	506030016	SCREW-HCS,M5-.80X16,8.8,YZ,D933,FT	6	
10	507085005	NUT-HEXFLNG LOCK,M5-.80,10.9,YZ,D6927	6	
11	1809003	NUT-3/8 SM FLGE T.L.	6	
12	180007600	BOLT-3/8 - 16X 1 1/4" GR5 HEX (PFCN)	1	
13	235713001	WASHER - FLATSTRL - .38 - .41 X .81 - .06-YA-A325	1	
14	163667450	WASHER-FLAT-50X1.25-.08-CZ	3	
15	156724001	SPRING - COMPRESSION	1	
16	508496040	SCREW-HCS,M6-1.00X40,10.9,YZ,ISO4014,PT	1	
17	507090006	NUT-HEX,M6-1.00,CL10,YZ,ISO4032	1	
18	163551767	SWITCH-LH ROLLER ARM	1	
19	163551768	SWITCH - RH ROLLER ARM	2	

Control Bar (SN 15079-19099)

Fig 06-09R01



Control Bar (SN 15079-19099)

Fig 06-09R01

REF NO.	PART NO.	DESCRIPTION	QTY.	REMARKS
1	163551765	STAND - CAM	1	
2	163551764	CAM - FEED CONTROL	1	
3	180006291	ARM - ADJUSTABLE CAM	1	
4	156690001	BEARING - BALL	1	
5	153564001	LINKAGE-DIRECTIONAL	1	
6	240056001	*SCREW-SHSS-.50X.50-.38-16THD-CZ	5	
7	506049025	BOLT-CARG,M10-1.50X25,Short Sq.,8.8,YZ	2	
8	507085010	NUT-HEXFLNG LOCK, M10-1.50,10.9,YZ,D6927	2	
9	506030016	SCREW-HCS,M5-.80X16,8.8,YZ,D933,FT	6	
10	507085005	NUT-HEXFLNG LOCK,M5-.80,10.9,YZ,D6927	6	
11	1809003	NUT-3/8 SM FLGE T.L.	6	
12	180007600	BOLT-3/8 - 16X 1 1/4" GR5 HEX (PFCN)	1	
13	235713001	WASHER - FLATSTRL - .38 - .41 X .81 - .06-YA-A325	1	
14	163667450	WASHER-FLAT-50X1.25-.08-CZ	3	
15	156724001	SPRING - COMPRESSION	1	
16	508496040	SCREW-HCS,M6-1.00X40,10.9,YZ,ISO4014,PT	1	
17	507090006	NUT-HEX,M6-1.00,CL10,YZ,ISO4032	1	
18	163551767	SWITCH-LH ROLLER ARM	1	
19	163551768	SWITCH - RH ROLLER ARM	2	

Control Bar (SN 19100-)

Fig 06-09R02

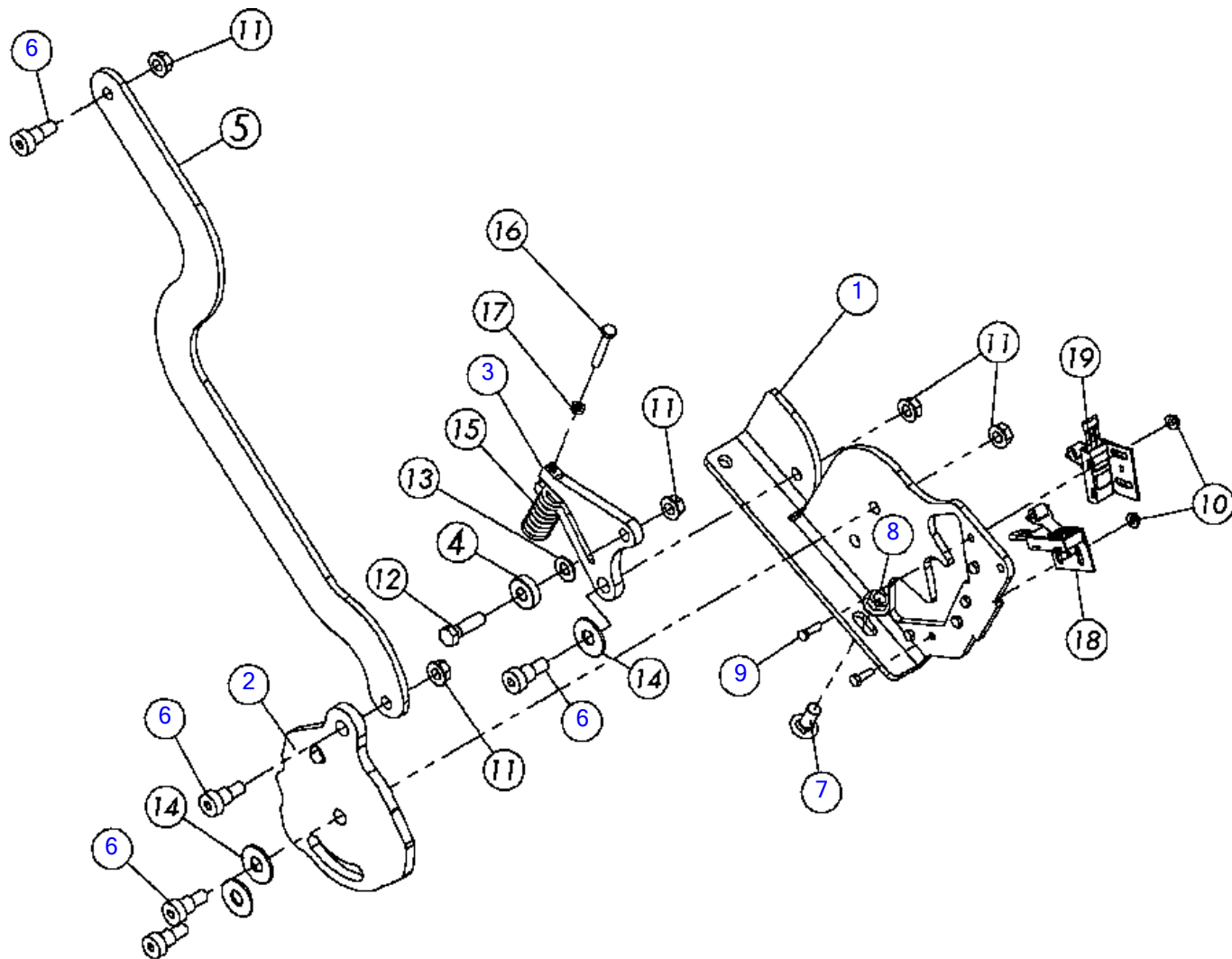


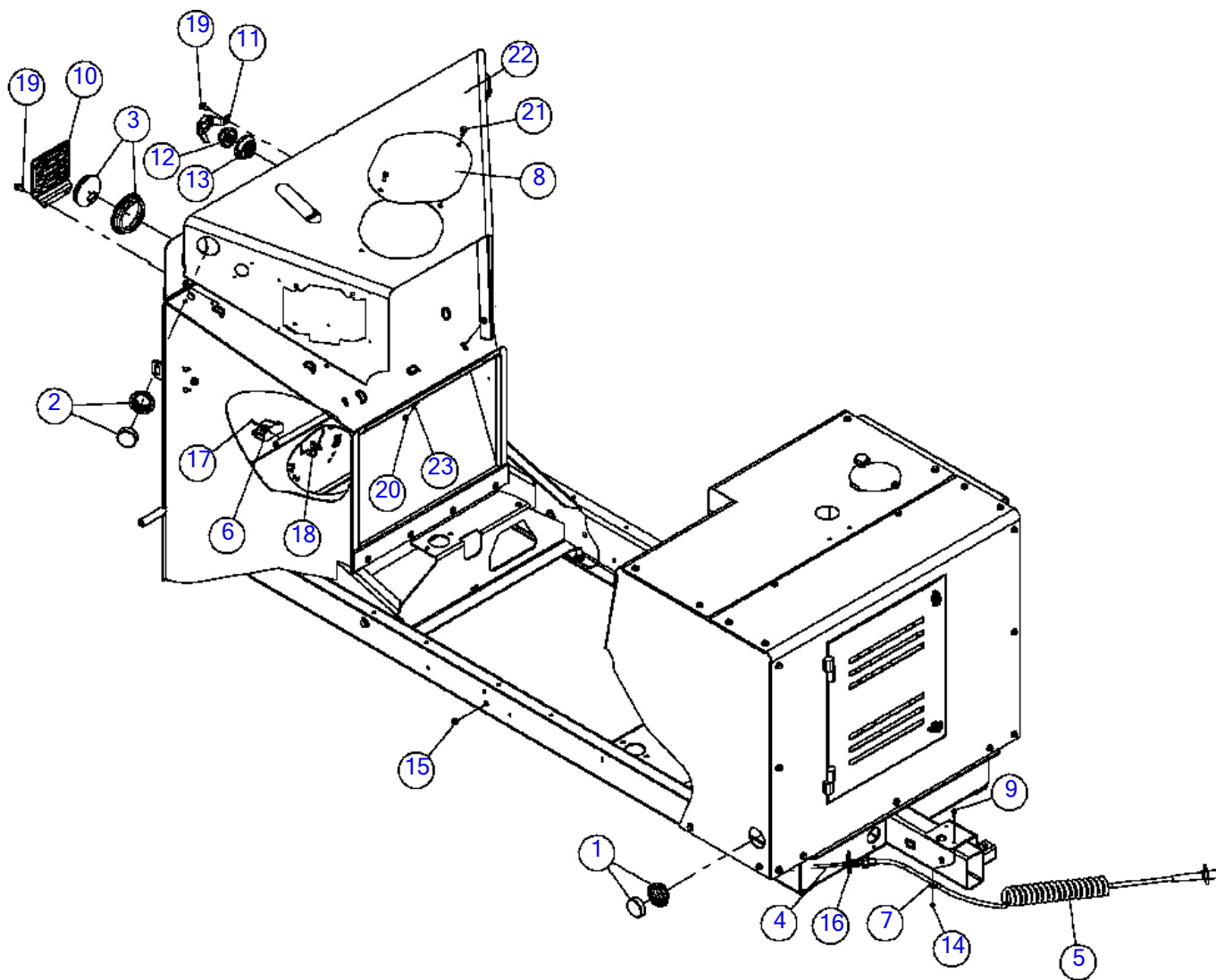
Illustration No: 163672224 - Not For Ordering

Control Bar (SN 19100-)

Fig 06-09R02

REF NO.	PART NO.	DESCRIPTION	QTY.	REMARKS
1	163551765	STAND - CAM	1	
2	163551764	CAM - FEED CONTROL	1	
3	180006291	ARM - ADJUSTABLE CAM	1	
4	156690001	BEARING - BALL	1	
5	153564001	LINKAGE-DIRECTIONAL	1	
6	240056001	SCREW-SHSS-.50X.50-.38-16THD-CZ	5	
7	506049025	BOLT-CARG,M10-1.50X25,Short Sq.,8.8,YZ	2	
8	507085010	NUT-HEXFLNG LOCK, M10-1.50,10.9,YZ,D6927	2	
9	506030016	SCREW-HCS,M5-.80X16,8.8,YZ,D933,FT	6	
10	507085005	NUT-HEXFLNG LOCK,M5-.80,10.9,YZ,D6927	6	
11	1809003	NUT-3/8 SM FLGE T.L.	6	
12	180007600	BOLT-3/8 - 16X 1 1/4" GR5 HEX (PFCN)	1	
13	235713001	WASHER - FLATSTRL - .38 - .41 X .81 - .06-YA-A325	1	
14	163667450	WASHER-FLAT-50X1.25-.08-CZ	3	
15	156724001	SPRING - COMPRESSION	1	
16	508496040	SCREW-HCS,M6-1.00X40,10.9,YZ,ISO4014,PT	1	
17	507090006	NUT-HEX,M6-1.00,CL10,YZ,ISO4032	1	
18	163551767	SWITCH-LH ROLLER ARM	1	
19	163551768	SWITCH - RH ROLLER ARM	2	

LED Lights
Fig 06-10

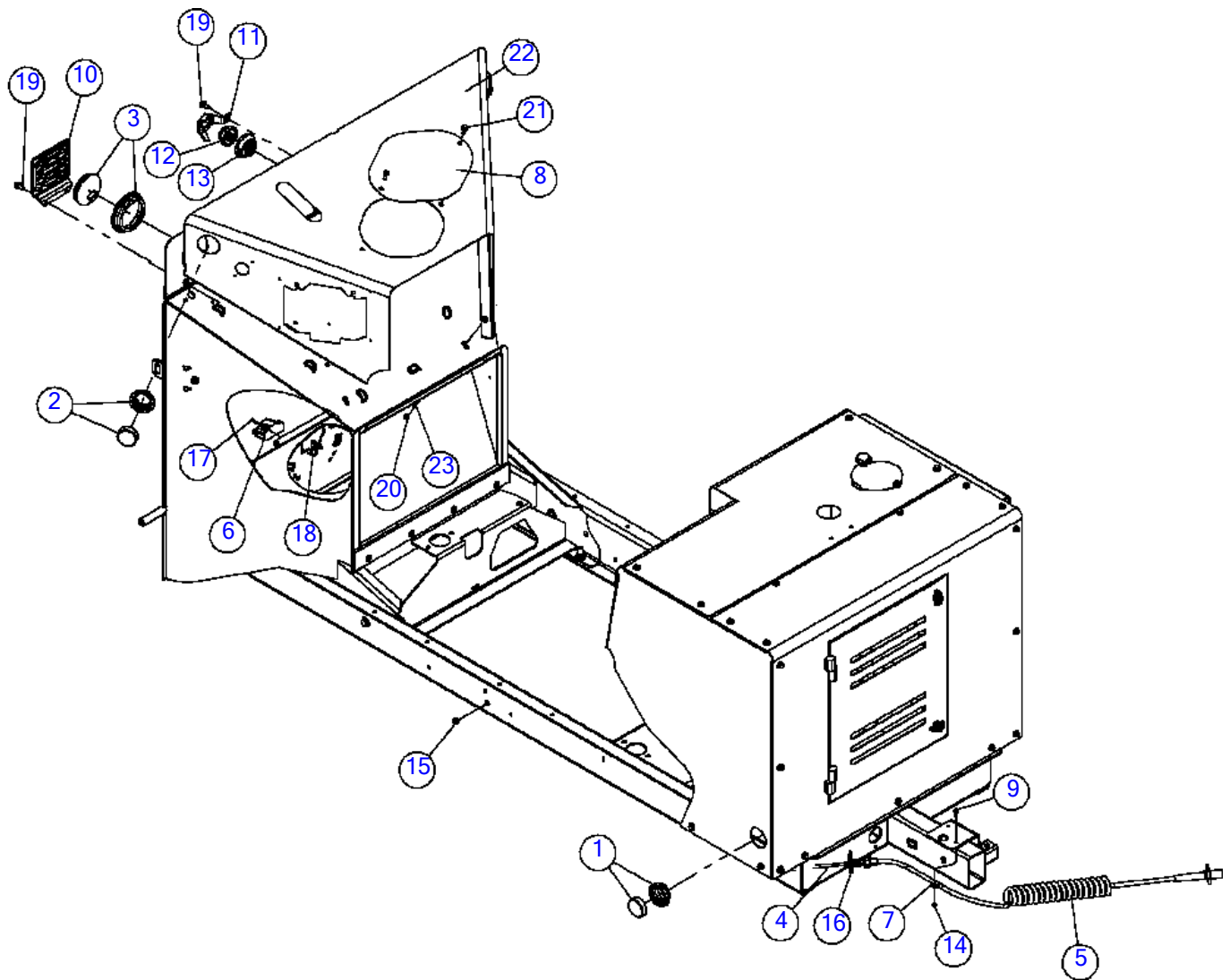


LED Lights
Fig 06-10

REF NO.	PART NO.	DESCRIPTION	QTY.	REMARKS
1	180012498	LIGHT-GROMMETED 2 1/2" AMBER SIDE MARKER,2 PIN	2	
2	180012499	LIGHT-GROMMETED 2 1/2" RED SIDE MARKER,2 PIN	2	
3	180012496	LIGHT-TAIL-GROMMETED 4"RED ROUND, 3 PRONG PLUG	2	
4	180012470	HARNESS-DOM/AUST BC1000XL T3	1	
5	156715001	HARNESS - DOMESTIC TRAILER PLUG	1	
6	163622942	LICENSE LED-RECT.W/MTG.BRKT.	1	
7	2595011	CLAMP-HOSE/CLIP TS7E 3/8"	1	
8	180012466	COVER - REAR SHIELD	1	
9	507610020	SCREW-HFS,M6-1.00X20,10.9,YZ,D6921,FT	1	
10	180012457	GUARD - 4" ROUND LIGHT	2	
11	180010166	SAFETY LIGHT GAURD	1	
12	157645001	LIGHT - AMBER LED #10275Y	1	
13	79802017	GROMMET KIT-2 1/2 (OPEN)	1	
14	507085006	NUT-HEXFLNG LOCK,M6-1.00,10.9,YZ,D6927	1	
15	153681001	GROMMET - 828 W/SBR 60	2	
16	59634001	SINGLE NYTIE - 8"	20	
17	506030020	SCREW-HCS,M5-.80X20,8.8,YZ,D933,FT	2	
18	507085005	NUT-HEXFLNG LOCK,M5-.80,10.9,YZ,D6927	2	
19	507612025	SCREW-HFS,M10-1.50X25,10.9,YZ,ANSI,B18.2.3.9M,FT	6	
20	153747001	NUT-8M-1.25, ACORN	2	
21	507611025	SCREW-HFS,M8-1.25X25,10.9,YZ,D6921,FT	2	
22	180012415	WELDMENT - REAR SHIELD	1	
23	224769001	WASHER-#8 FLAT	2	

LED Lights

Fig 06-10R01



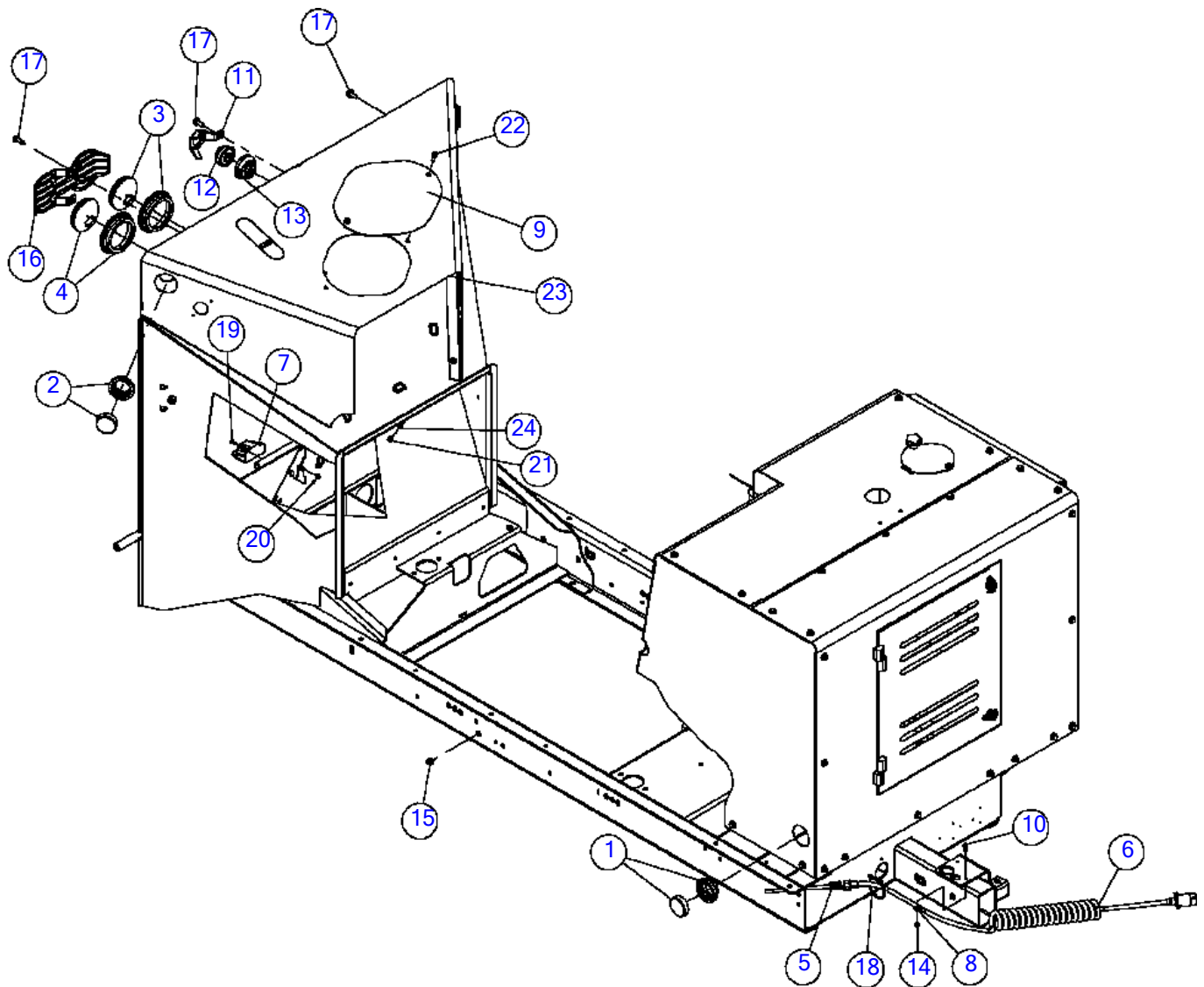
LED Lights

Fig 06-10R01

REF NO.	PART NO.	DESCRIPTION	QTY.	REMARKS
1	180012498	LIGHT-GROMMETED 2 1/2" AMBER SIDE MARKER,2 PIN	2	
2	180012499	LIGHT-GROMMETED 2 1/2" RED SIDE MARKER,2 PIN	2	
3	180012496	LIGHT-TAIL-GROMMETED 4"RED ROUND, 3 PRONG PLUG	2	
4	180012470	HARNESS-DOM/AUST BC1000XL T3	1	
5	156715001	HARNESS - DOMESTIC TRAILER PLUG	1	
6	163622942	LICENSE LED-RECT.W/MTG.BRKT.	1	
7	2595011	CLAMP-HOSE/CLIP TS7E 3/8"	1	
8	180012466	COVER - REAR SHIELD	1	
9	507610020	SCREW-HFS,M6-1.00X20,10.9,YZ,D6921,FT	1	
10	180012457	GUARD - 4" ROUND LIGHT	2	
11	180010166	SAFETY LIGHT GAURD	1	
12	157645001	LIGHT - AMBER LED #10275Y	1	
13	79802017	GROMMET KIT-2 1/2 (OPEN)	1	
14	507085006	NUT-HEXFLNG LOCK,M6-1.00,10.9,YZ,D6927	1	
15	153681001	GROMMET - 828 W/SBR 60	2	
16	59634001	SINGLE NYTIE - 8"	20	
17	506030020	SCREW-HCS,M5-.80X20,8.8,YZ,D933,FT	2	
18	507085005	NUT-HEXFLNG LOCK,M5-.80,10.9,YZ,D6927	2	
19	507612025	SCREW-HFS,M10-1.50X25,10.9,YZ,ANSI,B18.2.3.9M,FT	6	
20	153747001	NUT-8M-1.25, ACORN	2	
21	507611025	SCREW-HFS,M8-1.25X25,10.9,YZ,D6921,FT	2	
22	163627847	*WELDMENT - REAR SHIELD RIGHT BC1000	1	
23	224769001	WASHER-#8 FLAT	2	

LED Lights Australian

Fig 06-11

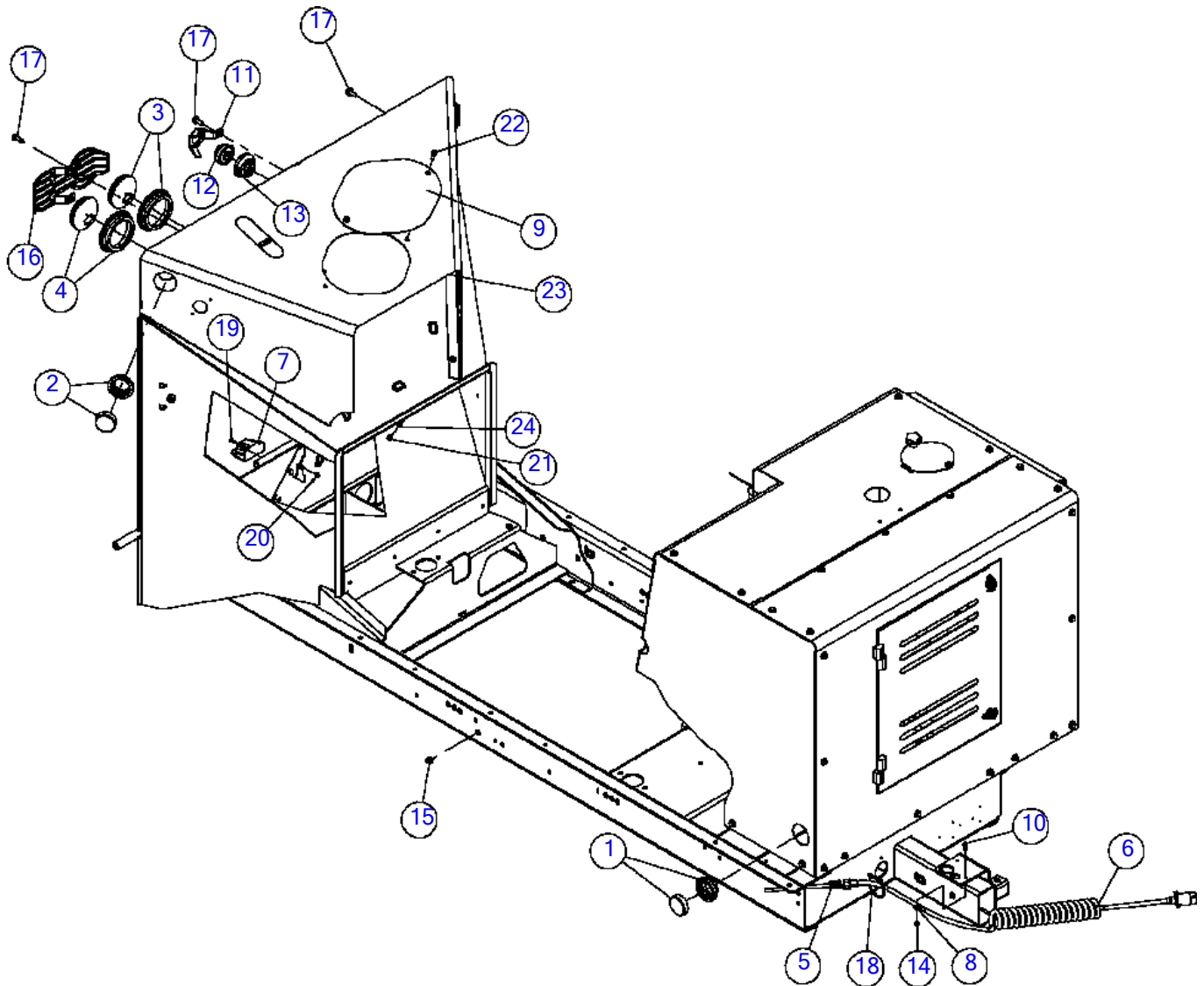


LED Lights Australian
Fig 06-11

REF NO.	PART NO.	DESCRIPTION	QTY.	REMARKS
1	180012498	LIGHT-GROMMETED 2 1/2" AMBER SIDE MARKER,2 PIN	2	
2	180012499	LIGHT-GROMMETED 2 1/2" RED SIDE MARKER,2 PIN	2	
3	180012496	LIGHT-TAIL-GROMMETED 4"RED ROUND, 3 PRONG PLUG	2	
4	180012347	LIGHT-4"RD AMBER LED TAIL W/GROMMET	2	
5	180012470	HARNESS-DOM/AUST BC1000XL T3	1	
6	156716001	HARNESS - AUSTRALIAN TRAILER PLUG	1	
7	163622942	LICENSE LED-RECT.W/MTG.BRKT.	1	
8	2595011	CLAMP-HOSE/CLIP TS7E 3/8"	1	
9	180012466	COVER - REAR SHIELD	1	
10	507610020	SCREW-HFS,M6-1.00X20,10.9,YZ,D6921,FT	1	
11	180010166	SAFETY LIGHT GAURD	1	
12	157645001	LIGHT - AMBER LED #10275Y	1	
13	79802017	GROMMET KIT-2 1/2 (OPEN)	1	
14	507085006	NUT-HEXFLNG LOCK,M6-1.00,10.9,YZ,D6927	1	
15	153681001	GROMMET - 828 W/SBR 60	2	
16	180010152	LIGHT GUARD	2	
17	507612025	SCREW-HFS,M10-1.50X25,10.9,YZ,ANSI,B18.2.3.9M,FT	10	
18	59634001	SINGLE NYTIE - 8"	20	
19	506030020	SCREW-HCS,M5-.80X20,8.8,YZ,D933,FT	2	
20	507085005	NUT-HEXFLNG LOCK,M5-.80,10.9,YZ,D6927	2	
21	153747001	NUT-8M-1.25, ACORN	2	
22	507611025	SCREW-HFS,M8-1.25X25,10.9,YZ,D6921,FT	2	
23	180013296	WELDMENT - AUSTRALIA REAR SHIELD	1	
24	224769001	WASHER-#8 FLAT	2	

LED Lights Australian

Fig 06-11R01

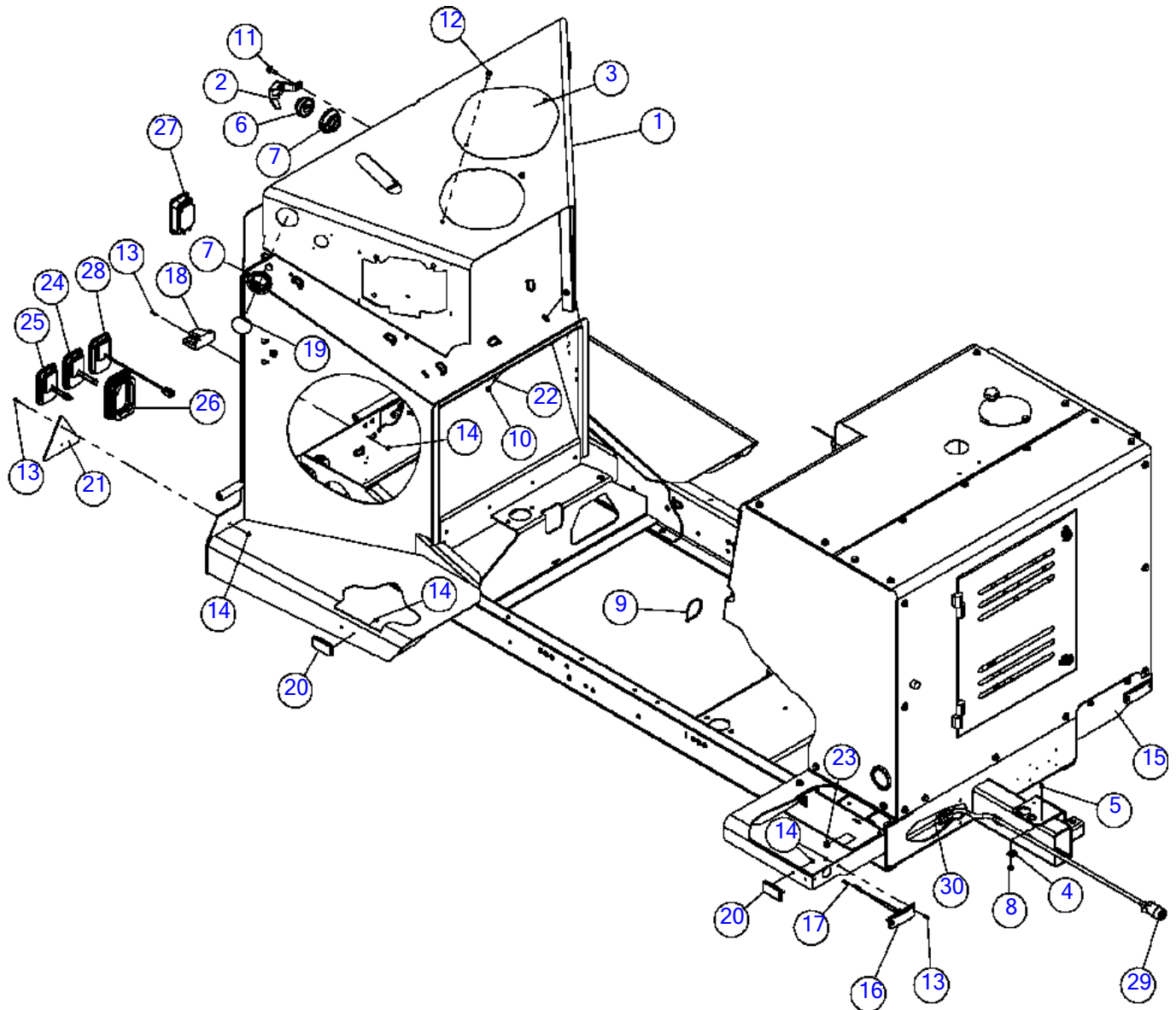


LED Lights Australian
Fig 06-11R01

REF NO.	PART NO.	DESCRIPTION	QTY.	REMARKS
1	180012498	LIGHT-GROMMETED 2 1/2" AMBER SIDE MARKER,2 PIN	2	
2	180012499	LIGHT-GROMMETED 2 1/2" RED SIDE MARKER,2 PIN	2	
3	180012496	LIGHT-TAIL-GROMMETED 4"RED ROUND, 3 PRONG PLUG	2	
4	180012347	LIGHT-4"RD AMBER LED TAIL W/GROMMET	2	
5	180012470	HARNESS-DOM/AUST BC1000XL T3	1	
6	156716001	HARNESS - AUSTRALIAN TRAILER PLUG	1	
7	163622942	LICENSE LED-RECT.W/MTG.BRKT.	1	
8	2595011	CLAMP-HOSE/CLIP TS7E 3/8"	1	
9	180012466	COVER - REAR SHIELD	1	
10	507610020	SCREW-HFS,M6-1.00X20,10.9,YZ,D6921,FT	1	
11	180010166	SAFETY LIGHT GAURD	1	
12	157645001	LIGHT - AMBER LED #10275Y	1	
13	79802017	GROMMET KIT-2 1/2 (OPEN)	1	
14	507085006	NUT-HEXFLNG LOCK,M6-1.00,10.9,YZ,D6927	1	
15	153681001	GROMMET - 828 W/SBR 60	2	
16	180010152	LIGHT GUARD	2	
17	507612025	SCREW-HFS,M10-1.50X25,10.9,YZ,ANSI,B18.2.3.9M,FT	10	
18	59634001	SINGLE NYTIE - 8"	20	
19	506030020	SCREW-HCS,M5-.80X20,8.8,YZ,D933,FT	2	
20	507085005	NUT-HEXFLNG LOCK,M5-.80,10.9,YZ,D6927	2	
21	153747001	NUT-8M-1.25, ACORN	2	
22	507611025	SCREW-HFS,M8-1.25X25,10.9,YZ,D6921,FT	2	
23	163627850	*WELDMENT - AUSTRALIA REAR SHIELD	1	
24	224769001	WASHER-#8 FLAT	2	

LED Lights Euro RHC

Fig 06-12



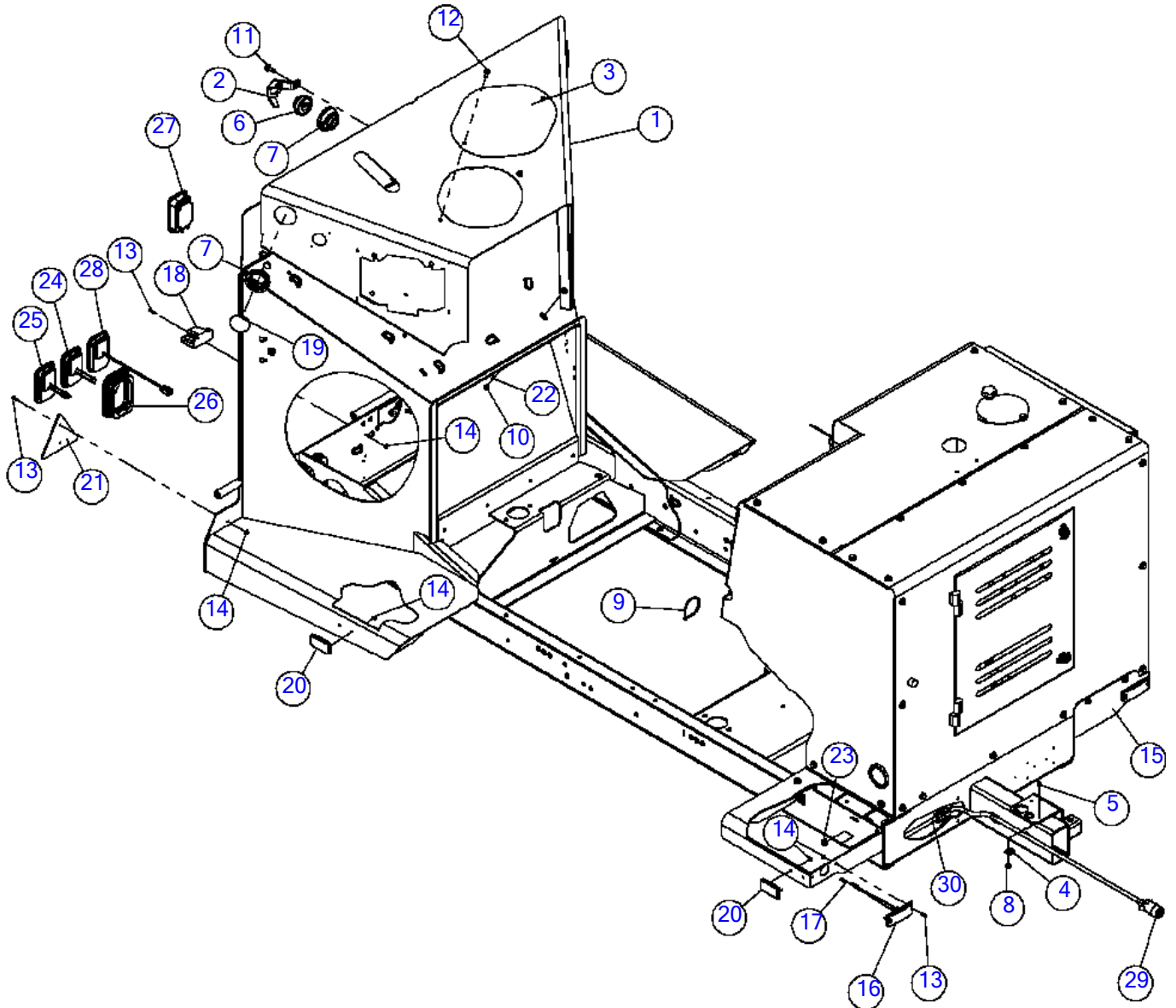
LED Lights Euro RHC

Fig 06-12

REF NO.	PART NO.	DESCRIPTION	QTY.	REMARKS
1	180013556	WELDMENT - EUROPEAN RH REAR SHIELD	1	
2	180010166	SAFETY LIGHT GAURD	1	
3	180012466	COVER - REAR SHIELD	1	
4	2595011	CLAMP-HOSE/CLIP TS7E 3/8"	1	
5	507610020	SCREW-HFS,M6-1.00X20,10.9,YZ,D6921,FT	1	
6	157645001	LIGHT - AMBER LED #10275Y	1	
7	79802017	GROMMET KIT-2 1/2 (OPEN)	5	
8	507085006	NUT-HEXFLNG LOCK,M6-1.00,10.9,YZ,D6927	1	
9	59634001	SINGLE NYTIE - 8"	20	
10	153747001	NUT-8M-1.25, ACORN	2	
11	507612025	SCREW-HFS,M10-1.50X25,10.9,YZ,ANSI,B18.2.3.9M,FT	6	
12	507611025	SCREW-HFS,M8-1.25X25,10.9,YZ,D6921,FT	2	
13	506030020	SCREW-HCS,M5-.80X20,8.8,YZ,D933,FT	12	
14	507085005	NUT-HEXFLNG LOCK,M5-.80,10.9,YZ,D6927	20	
15	163672303	BRACKET-EURO FRONT LEFT	1	
16	163631007	LIGHT- CLEAR 12/24VDC	2	
17	4714001	TERMINAL-BUTT SPLICE 16-14 GA.	4	
18	163622942	LICENSE LED-RECT.W/MTG.BRKT.	2	
19	163666581	COVER-SIDE MARKER	4	
20	153858001	REFLECTOR	4	
21	99026001	REFLECTOR (TRIANGLE)	2	
22	224769001	WASHER-#8 FLAT	2	
23	153681001	GROMMET - 828 W/SBR 60	2	
24	163631009	LAMP-REAR TURN 10-30 VDC	2	
25	163631013	LAMP-STOP.POSITION 10-30 VDC	2	
26	153857001	GROMMET - MOUNT	6	
27	163672396	LIGHT-REVERSE-MODEL 45 INCAND. 12V	1	
28	180008097	LIGHT - EURO LED REAR FOG	1	
29	163672398	HARNESS-EUROPEAN TRAILER PIGTAIL	1	
30	163672397	HARNESS-EUROPEAN TRAILER LIGHTING	1	

LED Lights Euro RHC

Fig 06-12R01



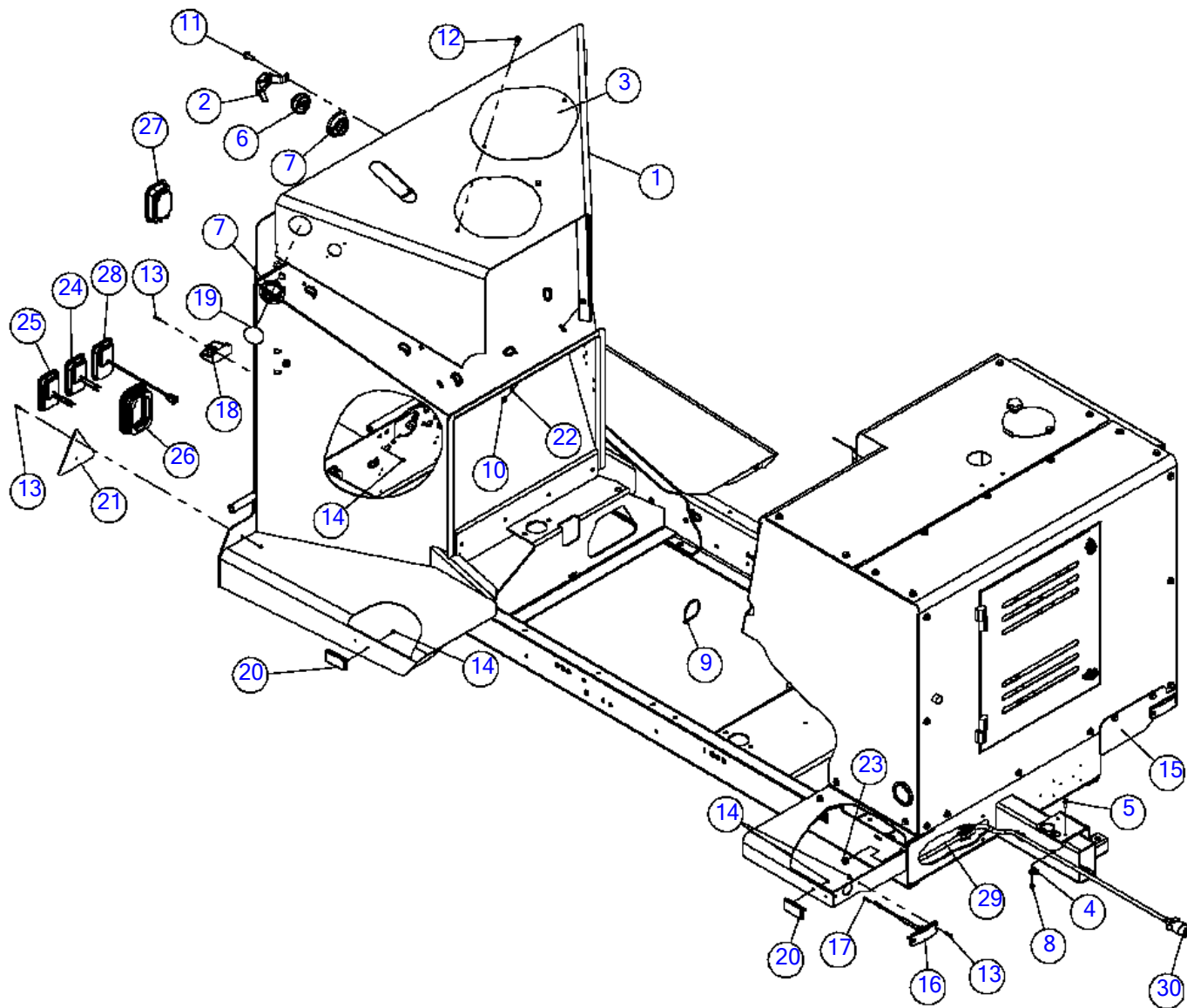
LED Lights Euro RHC

Fig 06-12R01

REF NO.	PART NO.	DESCRIPTION	QTY.	REMARKS
1	163627853	*WELDMENT - EUROPEAN RH REAR SHIELD	1	
2	180010166	SAFETY LIGHT GAURD	1	
3	180012466	COVER - REAR SHIELD	1	
4	2595011	CLAMP-HOSE/CLIP TS7E 3/8"	1	
5	507610020	SCREW-HFS,M6-1.00X20,10.9,YZ,D6921,FT	1	
6	157645001	LIGHT - AMBER LED #10275Y	1	
7	79802017	GROMMET KIT-2 1/2 (OPEN)	5	
8	507085006	NUT-HEXFLNG LOCK,M6-1.00,10.9,YZ,D6927	1	
9	59634001	SINGLE NYTIE - 8"	20	
10	153747001	NUT-8M-1.25, ACORN	2	
11	507612025	SCREW-HFS,M10-1.50X25,10.9,YZ,ANSI,B18.2.3.9M,FT	6	
12	507611025	SCREW-HFS,M8-1.25X25,10.9,YZ,D6921,FT	2	
13	506030020	SCREW-HCS,M5-.80X20,8.8,YZ,D933,FT	12	
14	507085005	NUT-HEXFLNG LOCK,M5-.80,10.9,YZ,D6927	20	
15	163672303	BRACKET-EURO FRONT LEFT	1	
16	163631007	LIGHT- CLEAR 12/24VDC	2	
17	4714001	TERMINAL-BUTT SPLICE 16-14 GA.	4	
18	163622942	LICENSE LED-RECT.W/MTG.BRKT.	2	
19	163666581	COVER-SIDE MARKER	4	
20	153858001	REFLECTOR	4	
21	99026001	REFLECTOR (TRIANGLE)	2	
22	224769001	WASHER-#8 FLAT	2	
23	153681001	GROMMET - 828 W/SBR 60	2	
24	163631009	LAMP-REAR TURN 10-30 VDC	2	
25	163631013	LAMP-STOP.POSITION 10-30 VDC	2	
26	153857001	GROMMET - MOUNT	6	
27	163672396	LIGHT-REVERSE-MODEL 45 INCAND. 12V	1	
28	180008097	LIGHT - EURO LED REAR FOG	1	
29	163672398	HARNESS-EUROPEAN TRAILER PIGTAIL	1	
30	163672397	HARNESS-EUROPEAN TRAILER LIGHTING	1	

LED Lights Euro LHC

Fig 06-13



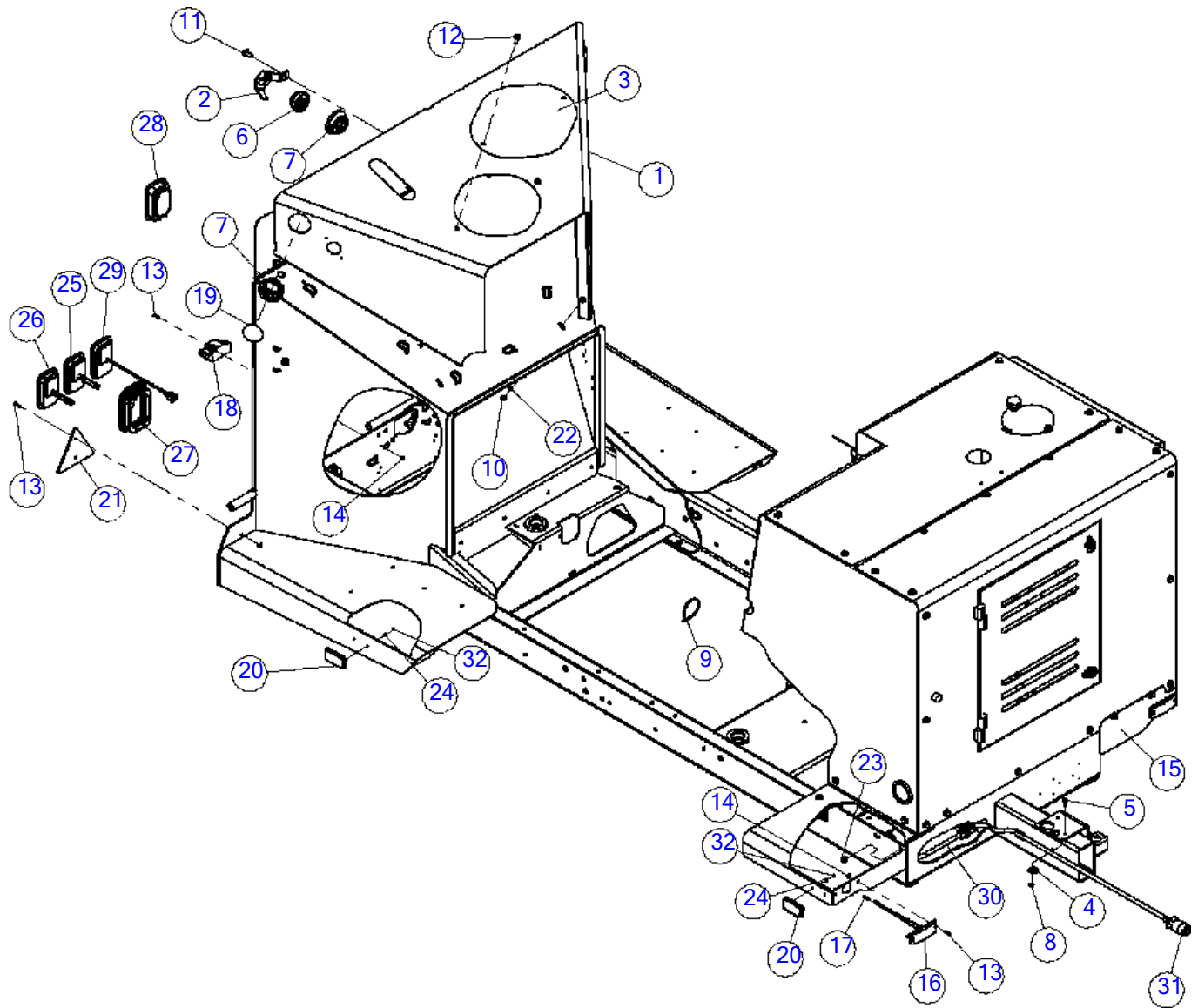
LED Lights Euro LHC

Fig 06-13

REF NO.	PART NO.	DESCRIPTION	QTY.	REMARKS
1	180013554	WELDMENT - EUROPEAN LH REAR SHIELD	1	
2	180010166	SAFETY LIGHT GAURD	1	
3	180012466	COVER - REAR SHIELD	1	
4	2595011	CLAMP-HOSE/CLIP TS7E 3/8"	1	
5	507610020	SCREW-HFS,M6-1.00X20,10.9,YZ,D6921,FT	1	
6	157645001	LIGHT - AMBER LED #10275Y	1	
7	79802017	GROMMET KIT-2 1/2 (OPEN)	5	
8	507085006	NUT-HEXFLNG LOCK,M6-1.00,10.9,YZ,D6927	1	
9	59634001	SINGLE NYTIE - 8"	20	
10	153747001	NUT-8M-1.25, ACORN	2	
11	507612025	SCREW-HFS,M10-1.50X25,10.9,YZ,ANSI,B18.2.3.9M,FT	6	
12	507611025	SCREW-HFS,M8-1.25X25,10.9,YZ,D6921,FT	2	
13	506030020	SCREW-HCS,M5-.80X20,8.8,YZ,D933,FT	12	
14	507085005	NUT-HEXFLNG LOCK,M5-.80,10.9,YZ,D6927	20	
15	163672303	BRACKET-EURO FRONT LEFT	1	
16	163631007	LIGHT- CLEAR 12/24VDC	2	
17	4714001	TERMINAL-BUTT SPLICE 16-14 GA.	4	
18	163622942	LICENSE LED-RECT.W/MTG.BRKT.	2	
19	163666581	COVER-SIDE MARKER	4	
20	153858001	REFLECTOR	4	
21	99026001	REFLECTOR (TRIANGLE)	2	
22	224769001	WASHER-#8 FLAT	2	
23	153681001	GROMMET - 828 W/SBR 60	2	
24	163631009	LAMP-REAR TURN 10-30 VDC	2	
25	163631013	LAMP-STOP.POSITION 10-30 VDC	2	
26	153857001	GROMMET - MOUNT	6	
27	163672396	LIGHT-REVERSE-MODEL 45 INCAND. 12V	1	
28	180008097	LIGHT - EURO LED REAR FOG	1	
29	163672397	HARNESS-EUROPEAN TRAILER LIGHTING	1	
30	163672398	HARNESS-EUROPEAN TRAILER PIGTAIL	1	

LED Lights Euro LHC

Fig 06-13R01




LED Lights Euro LHC

Fig 06-13R01

REF NO.	PART NO.	DESCRIPTION	QTY.	REMARKS
1	163627854	WELDMENT - EUROPEAN LH REAR SHIELD	1	
2	180010166	SAFETY LIGHT GAURD	1	
3	180012466	COVER - REAR SHIELD	1	
4	2595011	CLAMP-HOSE/CLIP TS7E 3/8"	1	
5	507610020	SCREW-HFS,M6-1.00X20,10.9,YZ,D6921,FT	1	
6	157645001	LIGHT - AMBER LED #10275Y	1	
7	79802017	GROMMET KIT-2 1/2 (OPEN)	5	
8	507085006	NUT-HEXFLNG LOCK,M6-1.00,10.9,YZ,D6927	1	
9	59634001	SINGLE NYTIE - 8"	20	
10	153747001	NUT-8M-1.25, ACORN	2	
11	507612025	SCREW-HFS,M10-1.50X25,10.9,YZ,ANSI,B18.2.3.9M,FT	6	
12	507611025	SCREW-HFS,M8-1.25X25,10.9,YZ,D6921,FT	2	
13	506030020	SCREW-HCS,M5-.80X20,8.8,YZ,D933,FT	12	
14	507085005	NUT-HEXFLNG LOCK,M5-.80,10.9,YZ,D6927	12	
15	163672303	BRACKET-EURO FRONT LEFT	1	
16	163631007	LIGHT- CLEAR 12/24VDC	2	
17	4714001	TERMINAL-BUTT SPLICE 16-14 GA.	4	
18	163622942	LICENSE LED-RECT.W/MTG.BRKT.	2	
19	163666581	COVER-SIDE MARKER	4	
20	153858001	REFLECTOR	4	
21	99026001	REFLECTOR (TRIANGLE)	2	
22	224769001	WASHER-#8 FLAT	2	
23	153681001	GROMMET - 828 W/SBR 60	2	
24	506046005	WASHER-FLAT,M5,YZ,D125A	8	
25	163631009	LAMP-REAR TURN 10-30 VDC	2	
26	163631013	LAMP-STOP.POSITION 10-30 VDC	2	
27	153857001	GROMMET - MOUNT	6	
28	163672396	LIGHT-REVERSE-MODEL 45 INCAND. 12V	1	
29	180008097	LIGHT - EURO LED REAR FOG	1	
30	163672397	HARNESS-EUROPEAN TRAILER LIGHTING	1	
31	163672398	HARNESS-EUROPEAN TRAILER PIGTAIL	1	
32	507090005	NUT-HEX,M5-.80,CL10,YZ,ISO4032	8	

Hydraulics

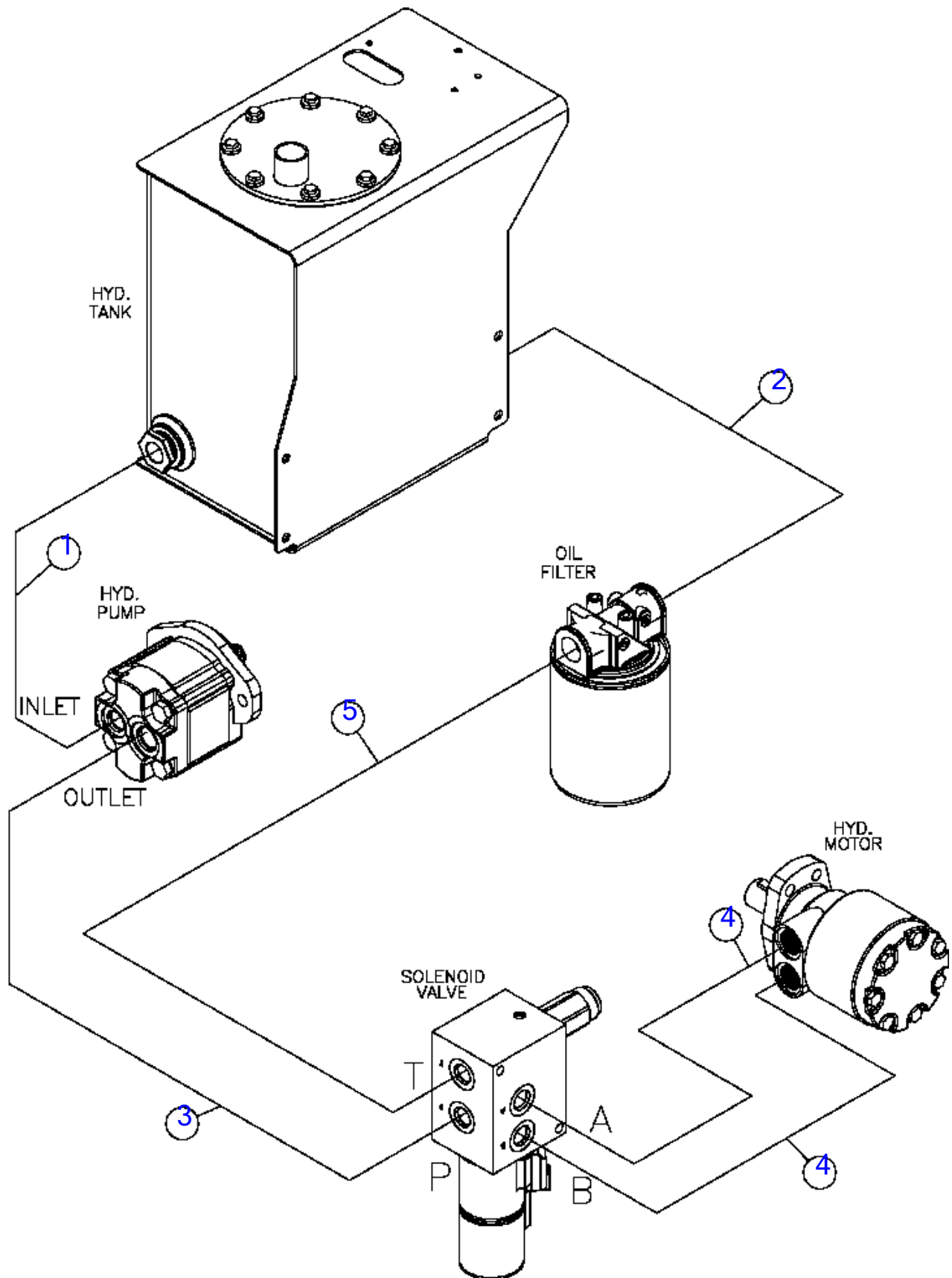
Fig 07



Cat 49HP Hose Location Diagram	Fig	07-01
Cummins 85HP Hose Location Diagram	Fig	07-02
Hydraulic Components (SN 15079 - 18597)	Fig	07-03
Hydraulic Components (SN 18598 -)	Fig	07-03R01
Cat 49HP Pump	Fig	07-04
Cummins 85HP Pump	Fig	07-05

Cat 49HP Hose Location Diagram

Fig 07-01



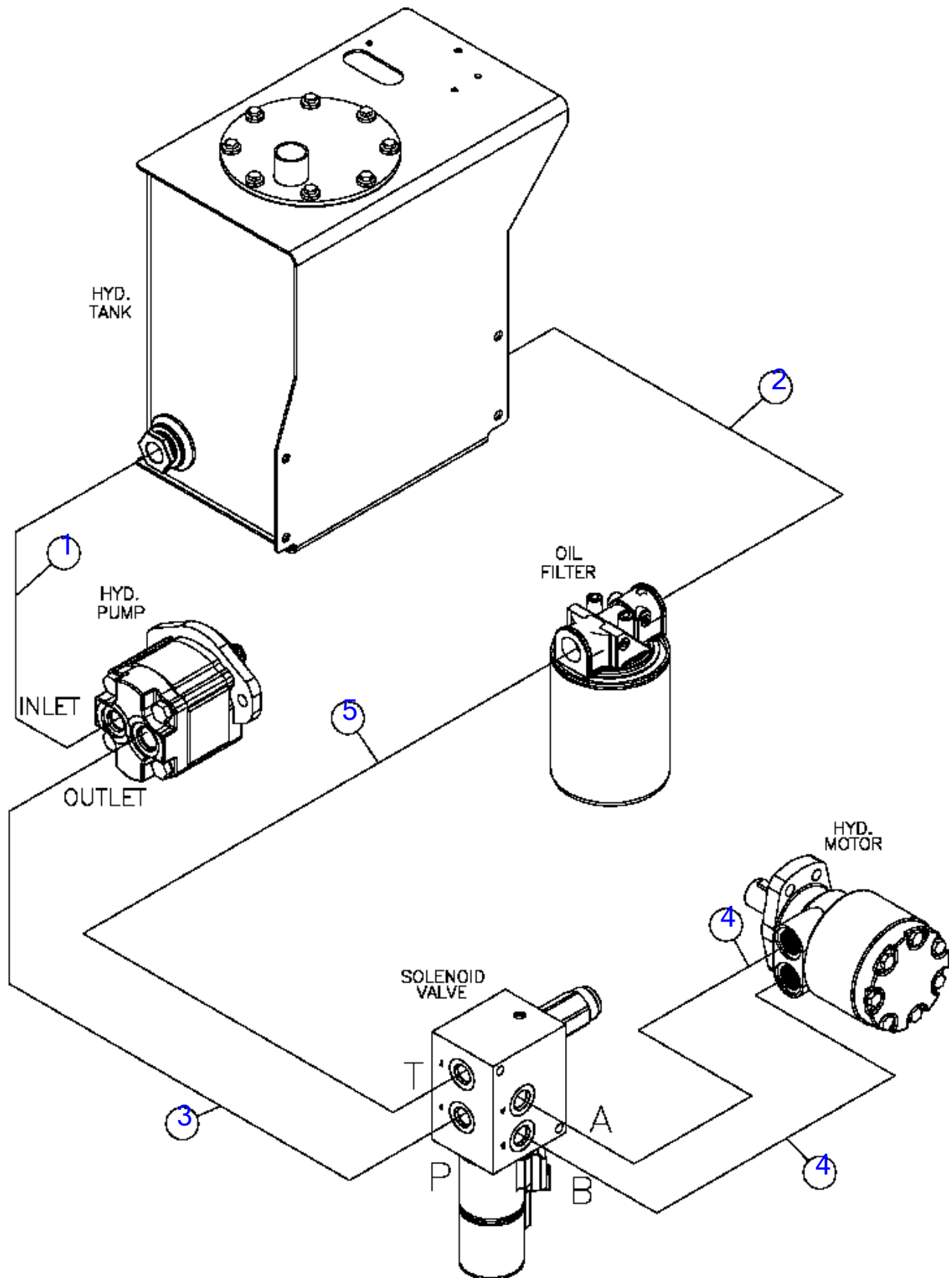
Cat 49HP Hose Location Diagram

Fig 07-01

REF NO.	PART NO.	DESCRIPTION	QTY.	REMARKS
1	180017354	*HOSE-HYD-.75X40-12FSJ-ST/90-300 PSI	1	
2	57940617	HOSE-HYD-.38X15-6FSJ-ST/ST-3000PSI-100R1	1	
3	57940319	HOSE-3/8X67 6FS JIC ST 3000	1	
4	57940491	HOSE-3/8X29 6FS JIC ST 3000PSI	2	
5	57940739	HOSE-3/8X27 6FS JIC 3000 PSI	1	

Cummins 85HP Hose Location Diagram

Fig 07-02



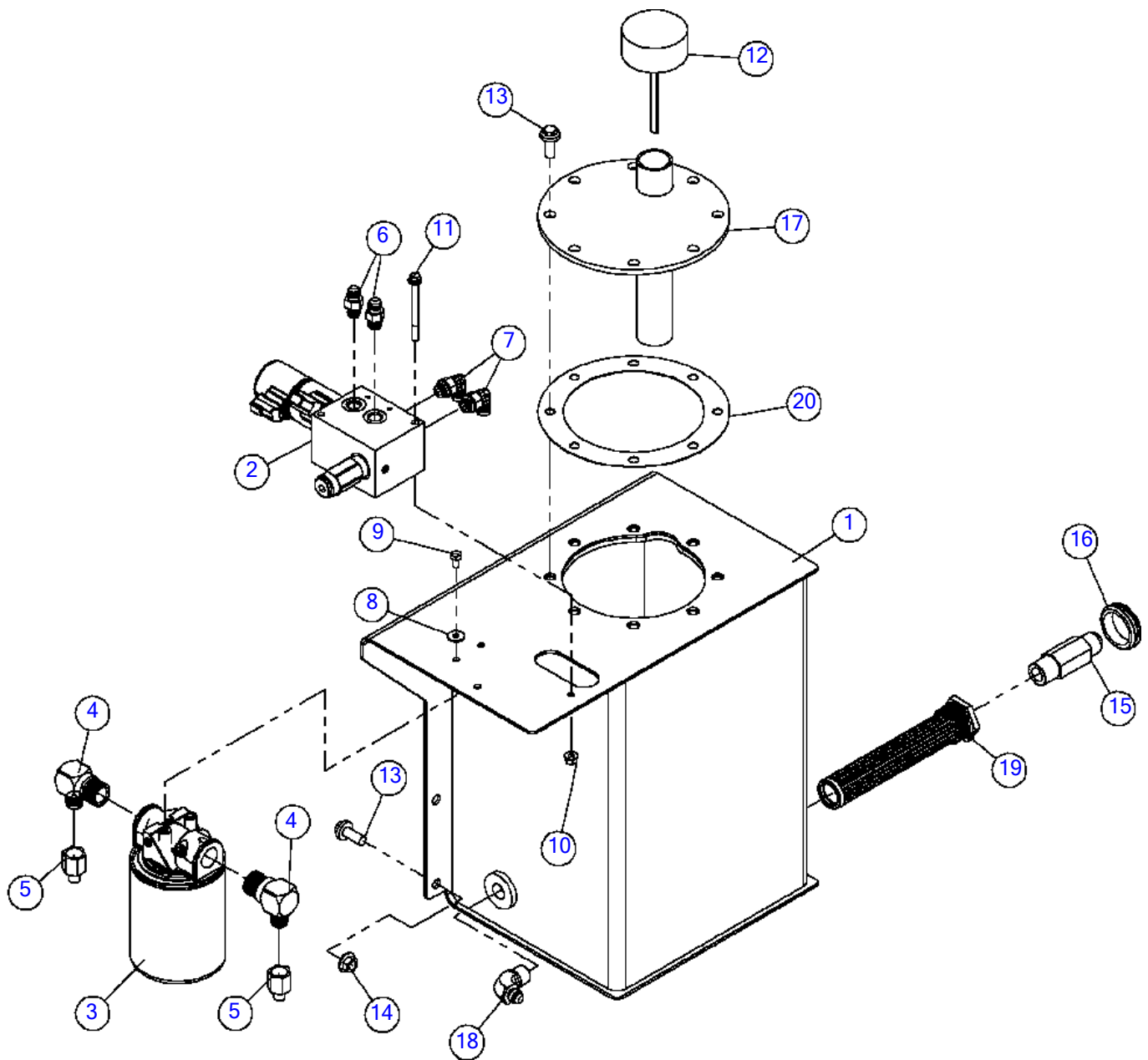
Cummins 85HP Hose Location Diagram

Fig 07-02

REF NO.	PART NO.	DESCRIPTION	QTY.	REMARKS
1	53845045	HOSE-3/4X33 12FS JIC (100R4)	1	
2	57940617	HOSE-HYD-.38X15-6FSJ-ST/ST-3000PSI-100R1	1	
3	57940319	HOSE-3/8X67 6FS JIC ST 3000	1	
4	57940491	HOSE-3/8X29 6FS JIC ST 3000PSI	2	
5	57940739	HOSE-3/8X27 6FS JIC 3000 PSI	1	

Hydraulic Components (SN 15079 - 18597)

Fig 07-03



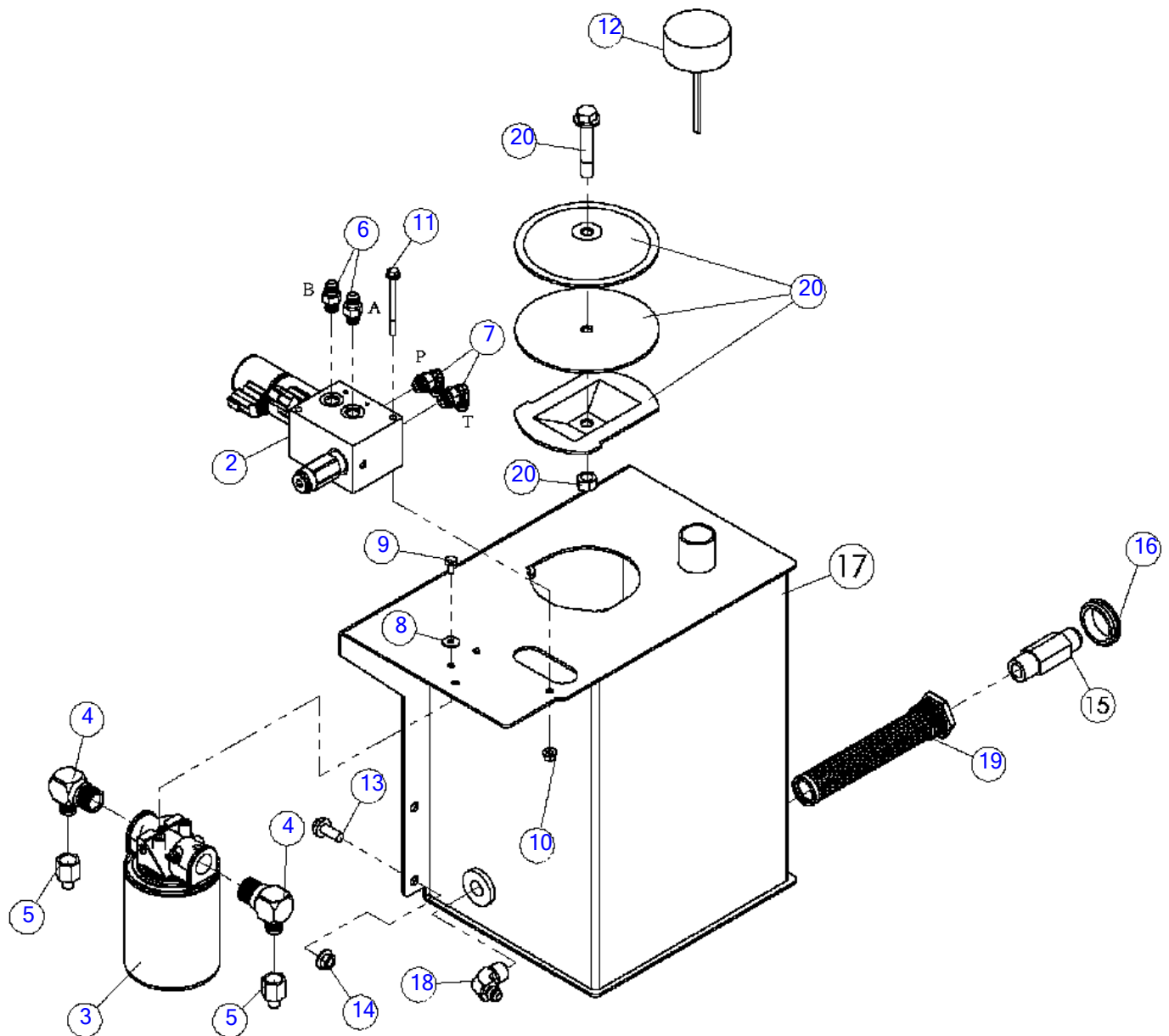
Hydraulic Components (SN 15079 - 18597)

Fig 07-03

REF NO.	PART NO.	DESCRIPTION	QTY.	REMARKS
1	163672004	HYDRAULIC TANK ASSY	1	Inc. Ref. 17-20 & 8 of Ref. 13
2	163672067	MANIFOLD-HYD-DIRECTIONAL & PRESSURE RELIEF	1	Breakdown Fig. 9-6
3	2685001	OIL FILTER	1	
	2683001	ELEMENT	1	
4	62633001	FITTING-3/4MX8 JIC M(90)	2	
5	61500001	REDUCER-8F JICX6M JIC ST	2	
6	65565001	FITTING - 6M O-RING X 6M JIC ST.	2	
7	59426001	FITTING - 90-6MJ-6MORBA	2	
8	507086006	WASHER-FLAT,M6, LARGE RIM, DIN9021	2	
9	180007649	1/4-20X1/2 HHCS GR5 PLATED (PFCN)	2	
10	510313401	NUT-HEXFLGL-.25-20-GR2-YZ	2	
11	296300761	SCREW-HFS-.25-20X3.00-GR8-YZ	2	
12	157602001	CAP OIL BREATHER 2.15 - 2.75	1	
13	507612025	SCREW-HFS,M10-1.50X25,10.9,YZ,ANSI,B18.2.3.9M,FT	12	
14	507085010	NUT-HEXFLNG LOCK, M10-1.50,10.9,YZ,D6927	4	
15	275501001	FITTING-12 MJIC X 3/4 NPT LON	1	
16	1865055	GROMMET-1 1/2 IDX1 3/4 OD 1/4G	1	
17	180012444	LID - CLEANOUT	1	
18	60723001	ELBOW-1/2MX6M JIC 90 DEG	1	
19	127815001	STRAINER-S-10-100 10GPM SUMP	1	
20	3265001	GASKET - CORK 5.88 ID X 8.0 OD	1	

Hydraulic Components (SN 18598 -)

Fig 07-03R01

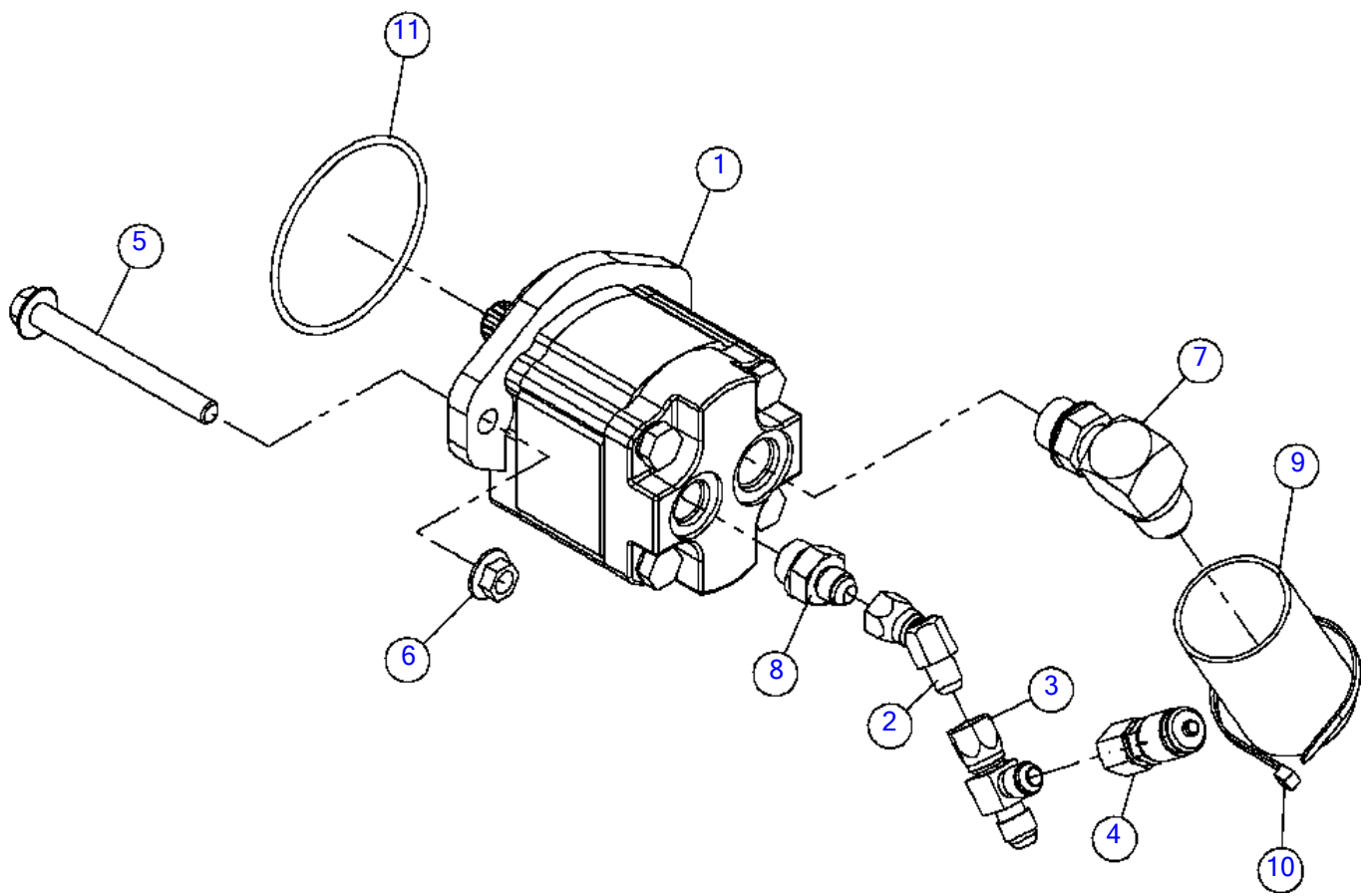


Hydraulic Components (SN 18598 -)

Fig 07-03R01

REF NO.	PART NO.	DESCRIPTION	QTY.	REMARKS
1	163677842	HYDRAULIC TANK ASSY	1	Inc. Ref. #'s 17-20
2	163672067	MANIFOLD-HYD-DIRECTIONAL & PRESSURE RELIEF	1	Breakdown Fig. 9-6
3	2685001	OIL FILTER	1	
4	62633001	FITTING-3/4MX8 JIC M(90)	2	
5	61500001	REDUCER-8F JICX6M JIC ST	2	
6	65565001	FITTING - 6M O-RING X 6M JIC ST.	2	
7	59426001	FITTING - 90-6MJ-6MORBA	2	
8	507086006	WASHER-FLAT,M6, LARGE RIM, DIN9021	2	
9	180007649	1/4-20X1/2 HHCS GR5 PLATED (PFCN)	2	
10	510313401	NUT-HEXFLGL-.25-20-GR2-YZ	2	
11	296300761	SCREW-HFS-.25-20X3.00-GR8-YZ	2	
12	157602001	CAP OIL BREATHER 2.15 - 2.75	1	
13	507612025	SCREW-HFS,M10-1.50X25,10.9,YZ,ANSI,B18.2.3.9M,FT	4	
14	507085010	NUT-HEXFLNG LOCK, M10-1.50,10.9,YZ,D6927	4	
15	275501001	FITTING-12 MJIC X 3/4 NPT LON	1	
16	1865055	GROMMET-1 1/2 IDX1 3/4 OD 1/4G	1	
17	163677836	HYDRAULIC TANK	1	
18	60723001	ELBOW-1/2MX6M JIC 90 DEG	1	
19	127815001	STRAINER-S-10-100 10GPM SUMP	1	
20	296289830	COVER - 6" CLEAN-OUT, (FCC-06-YZ-BN)	1	

Cat 49HP Pump
Fig 07-04



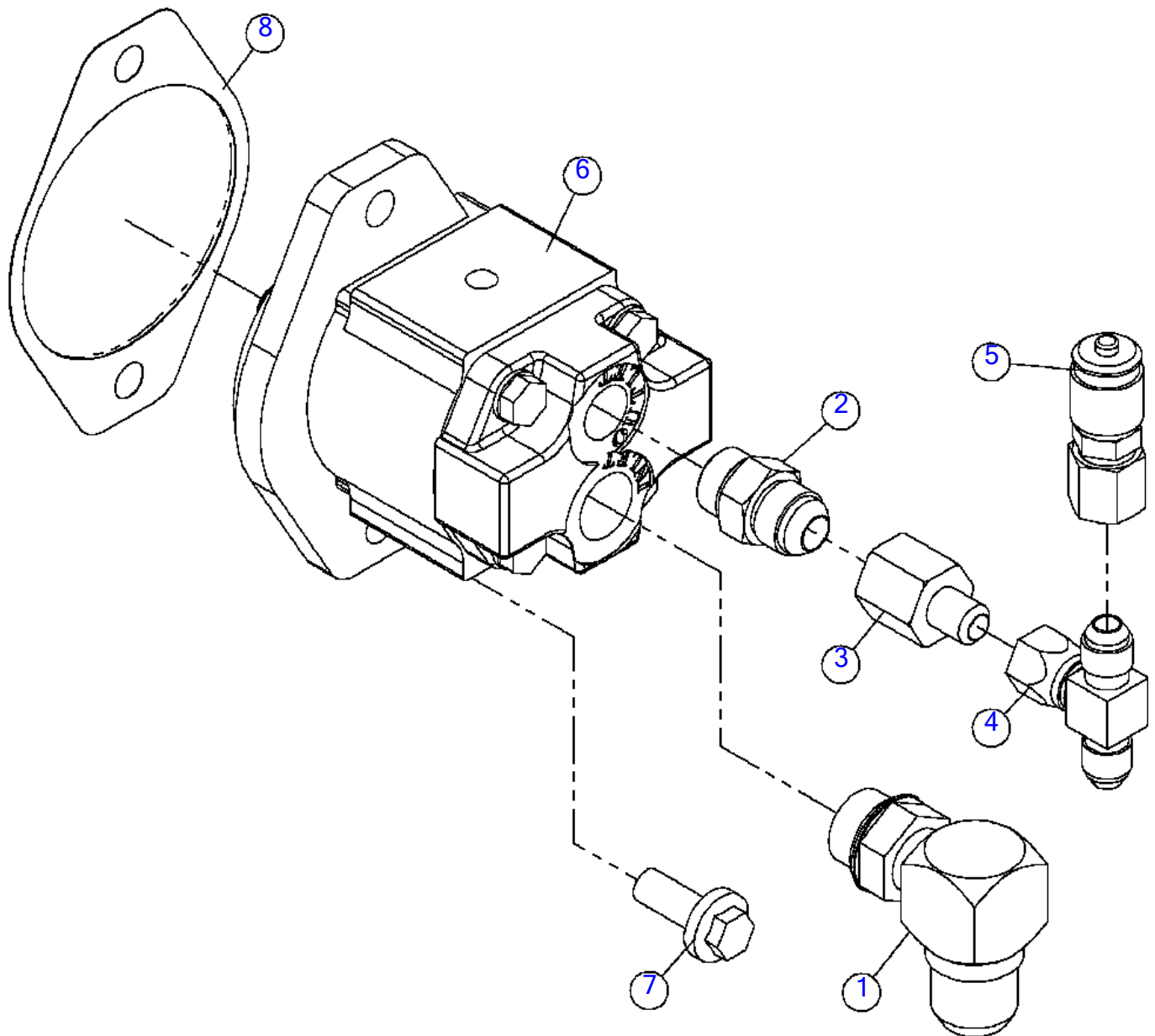
Cat 49HP Pump

Fig 07-04

REF NO.	PART NO.	DESCRIPTION	QTY.	REMARKS
1	163672232	PUMP-HYD-GEAR-5CC-SAE A-11T-CW	1	
2	59419001	6M JICX6FS JIC 45 DEG.ELBOW	1	
3	59427001	TEE-6MJ-6FSJ-6MJ	1	
4	296280278	FITTING - TEST - 6FSJ - 16MTP WITH ORING	1	
5	180007668	SCREW-HFS,M10-1.50X100,10.9,YZ (PFCN)	2	
6	507085010	NUT-HEXFLNG LOCK, M10-1.50,10.9,YZ,D6927	2	
7	53871001	#10M O-RING X 12M JIC 90	1	
8	60247001	FITTING - 8M O-RING X 6M JIC ST.	1	
9	53840001	CORDURA SLEEVE-.090WALL1.81 ID	A/R	Qty. 1 = 1 FT
10	59634001	SINGLE NYTIE - 8"	A/R	Qty. 1 = 1
11	4351001	O-RING 236 70 D BUNA N B46	1	

Cummins 85HP Pump

Fig 07-05




Cummins 85HP Pump

Fig 07-05

REF NO.	PART NO.	DESCRIPTION	QTY.	REMARKS
1	53871001	#10M O-RING X 12M JIC 90	1	
2	53824001	FITTING-#8M O-RING-#8M JIC ST.	1	
3	61500001	8F JICX6M JIC ST REDUCER	1	
4	60852001	6M JICX6FS JIC SWIV.NUT B TEE	1	
5	296280278	FITTING - TEST - 6FSJ - 16MTP WITH ORING	1	
6	153031001	PUMP - HYDRAULIC (.244 CI, SAE"A")	1	
	147953001	SHAFT SEAL	1	
7	507612025	SCREW-HFS,M10-1.50X25,10.9,YZ,ANSI,B18.2.3.9M,FT	2	
8	155033001	GASKET - FLANGE	1	

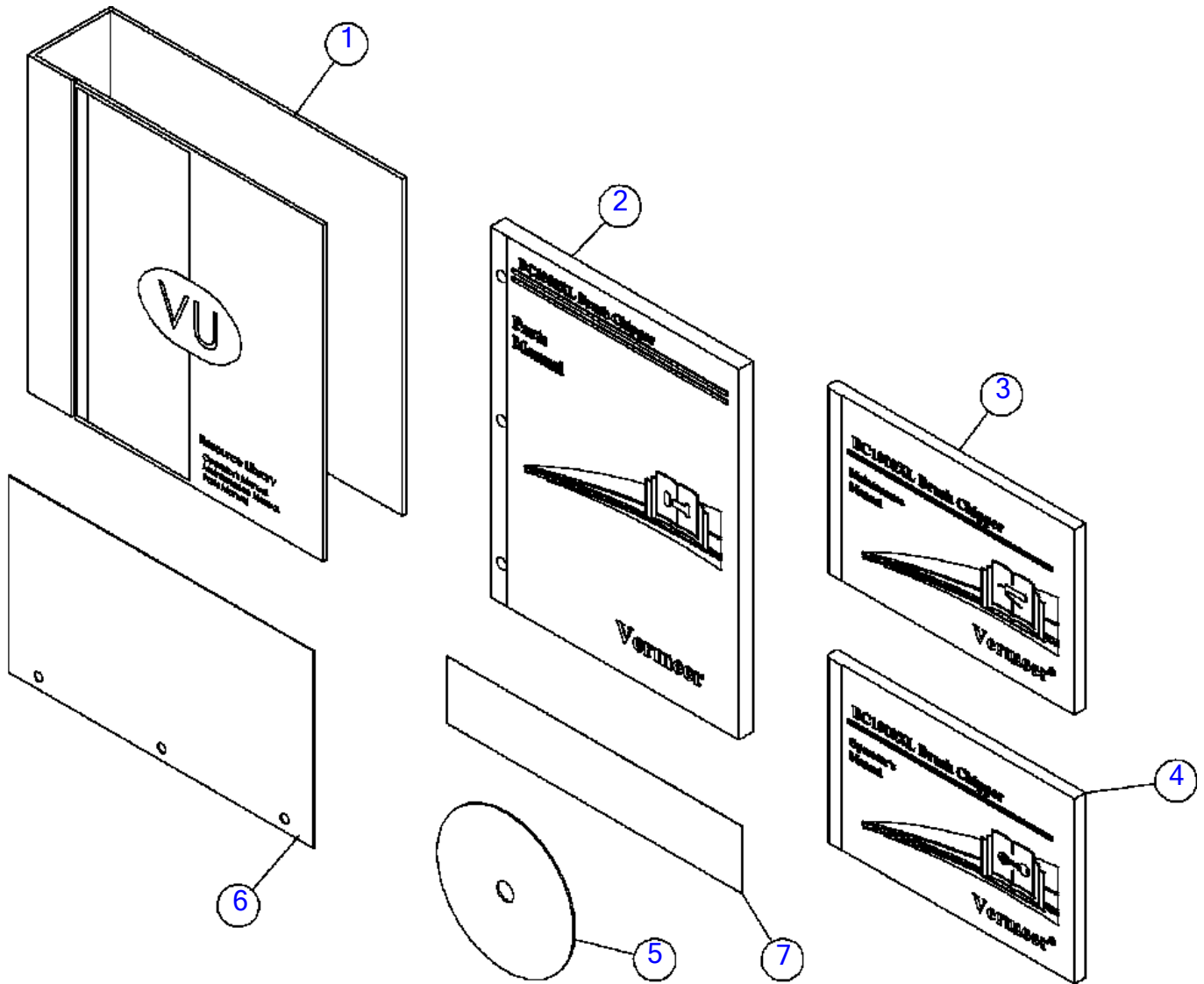
Decals



Decals

Resource Library	Fig 08-01
Resource Library	Fig 08-01R01
PAL DVD Resource Library	Fig 08-01X01
Decal Listing Cat 49HP	Fig 08-02
Decal Listing Cummins 85HP (SN 15079-15551)	Fig 08-03
Decal Listing Cummins 85HP (SN 15079-15551)	Fig 08-03R01
Decal Listing Cummins 85HP (SN 15552-)	Fig 08-03R02
Decal Listing Right Side (SN 15079-15250)	Fig 08-04
Decal Listing Right Side (SN 15250-)	Fig 08-04R01
Decal Listing Right Side Cont.(SN 15079-17472)	Fig 08-05
Decal Listing Right Side Cont.(SN 15079-17472)	Fig 08-05R01
Decal Listing Right Side Cont.(SN 15079-17472)	Fig 08-05R02
Decal Listing Right Side Cont.(SN 17473-)	Fig 08-05R03
Decal Listing Left Side	Fig 08-06
Decal Listing Left Side Cont.	Fig 08-07
Decal Listing Top	Fig 08-08
Decal Listing Front (SN 15079-18591)	Fig 08-09
Decal Listing Front (SN 18592-)	Fig 08-09R01
Decal Listing Rear (SN 15079-15250)	Fig 08-10
Decal Listing Rear (SN 15250-)	Fig 08-10R01
Decal Listing Right Side - Int.(SN 15079-17472)	Fig 08-11
Decal Listing Right Side - Int.(SN 15079-17472)	Fig 08-11R01
Decal Listing Right Side - Int.(SN 15079-17472)	Fig 08-11R02
Decal Listing Right Side - Int.(SN 17473-)	Fig 08-11R03
Decal Listing Left Side - Int.	Fig 08-12
Decal Listing Top - Int.	Fig 08-13
Decal Listing Front - Int.	Fig 08-14
Decal Listing Rear - Int.	Fig 08-15
Decal Listing - No Txt.	Fig 08-16

Resource Library
Fig 08-01

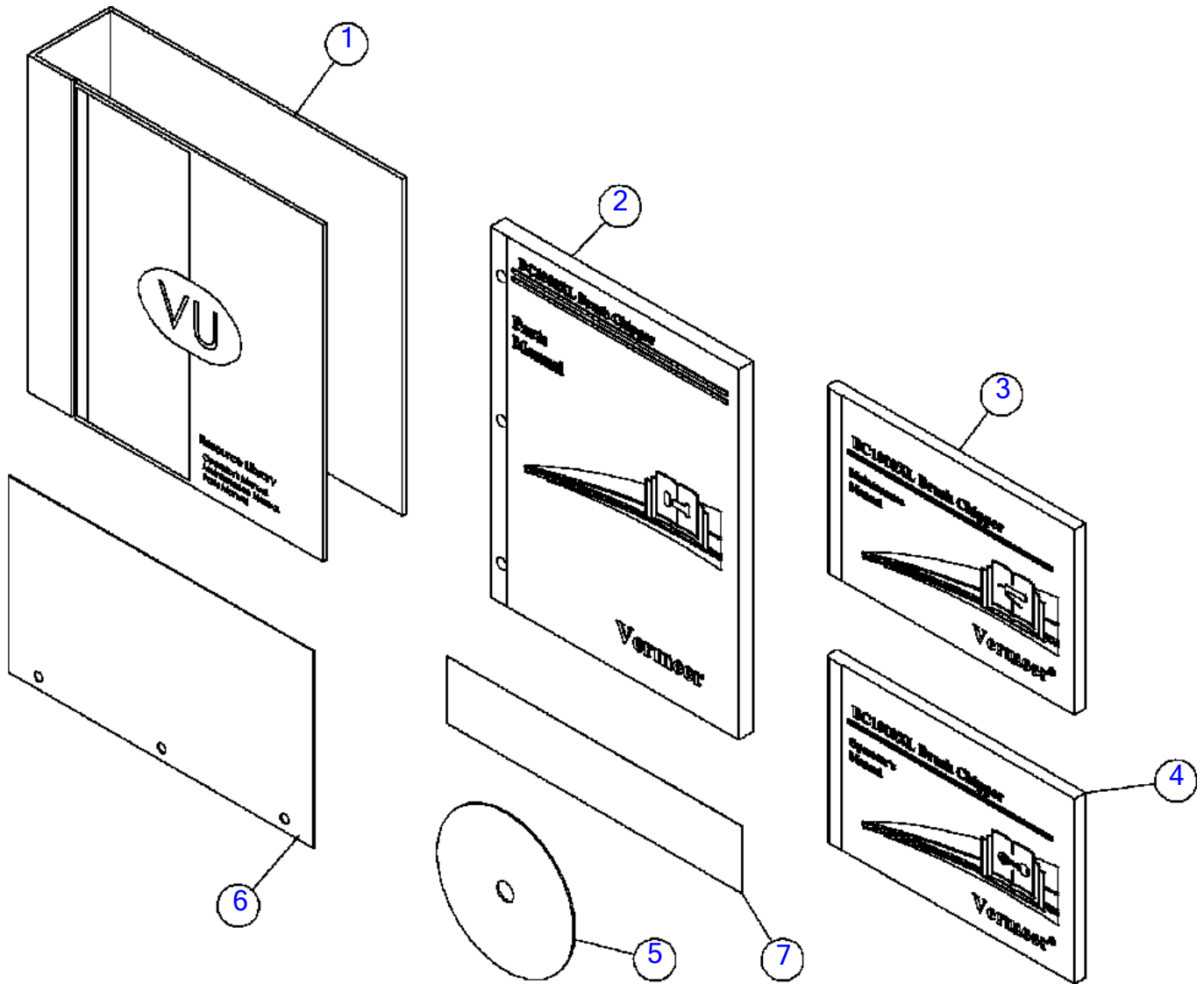


Resource Library

Fig 08-01

REF NO.	PART NO.	DESCRIPTION	QTY.	REMARKS
1	144144001	NOTEBOOK BINDER - 2"-3"	1	
2	105400ZRV	BC1000XL PARTS MANUAL	1	
3	105400BB7	BC1000XL MM MANUAL	1	
4	105400BB5	BC1000XL OM MANUAL	1	
5	180007996	BC WINCH OP& SFTY TRAINING(NTSC/DVD) (SP & ENG&FR)	1	
5	(180010789)	BC WINCH OP& SFTY TRAINING(NTSC/DVD) (SP & ENG)	1	
6	180010788	DVD - HOLDER (DOUBLE)	1	
7	7000A969	DECAL-RESOURCE LIBRARY	1	

Resource Library
Fig 08-01R01

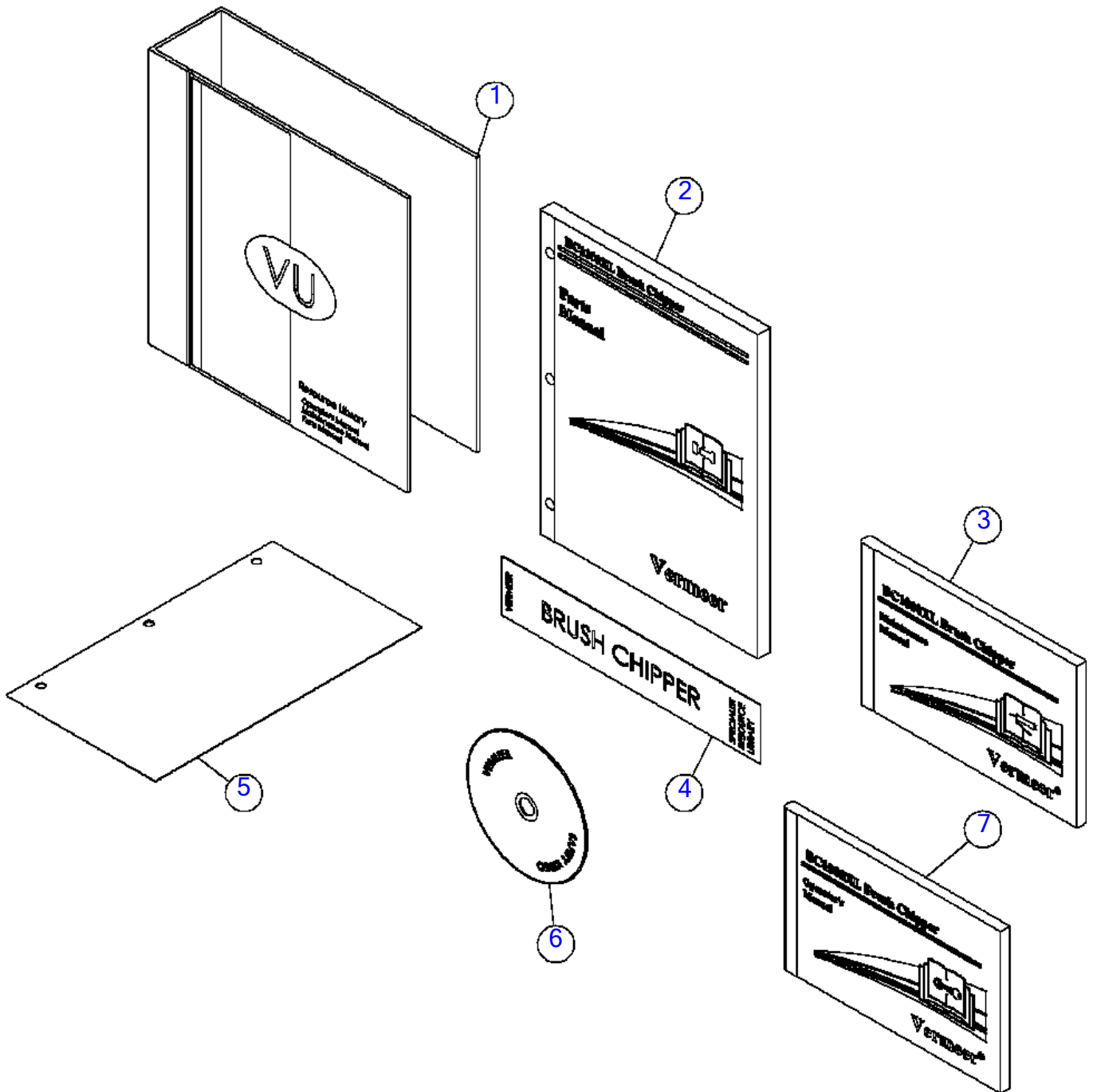


Resource Library
Fig 08-01R01

REF NO.	PART NO.	DESCRIPTION	QTY.	REMARKS
1	144144001	NOTEBOOK BINDER - 2"-3"	1	
2	105400ZRV	BC1000XL PARTS MANUAL	1	
3	105400BD4	BC1000XL MM MANUAL ED 6.00	1	
	117000ER8	MM-BC1000XL (SP) m6.01	1	Spanish
4	105400BD2	BC1000XLBRUSH CHIPPER OM 6.00	1	
	117000ER6	OM-BC1000XL (SP) o6.01	1	Spanish
5	180007996	BC WINCH OP& SFTY TRAINING(NTSC/DVD) (SP & ENG&FR)	1	
5	(180010789)	BC WINCH OP& SFTY TRAINING(NTSC/DVD) (SP & ENG)	1	
6	180010788	DVD - HOLDER (DOUBLE)	1	
7	7000A969	DECAL-RESOURCE LIBRARY	1	

PAL DVD Resource Library

Fig 08-01X01



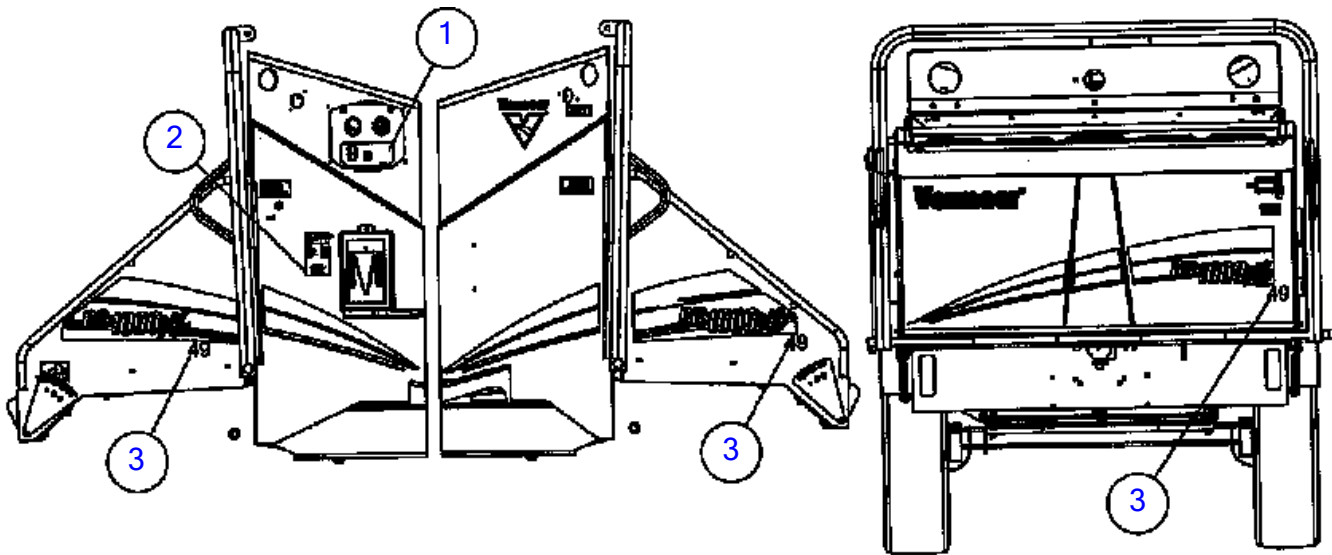
PAL DVD Resource Library

Fig 08-01X01

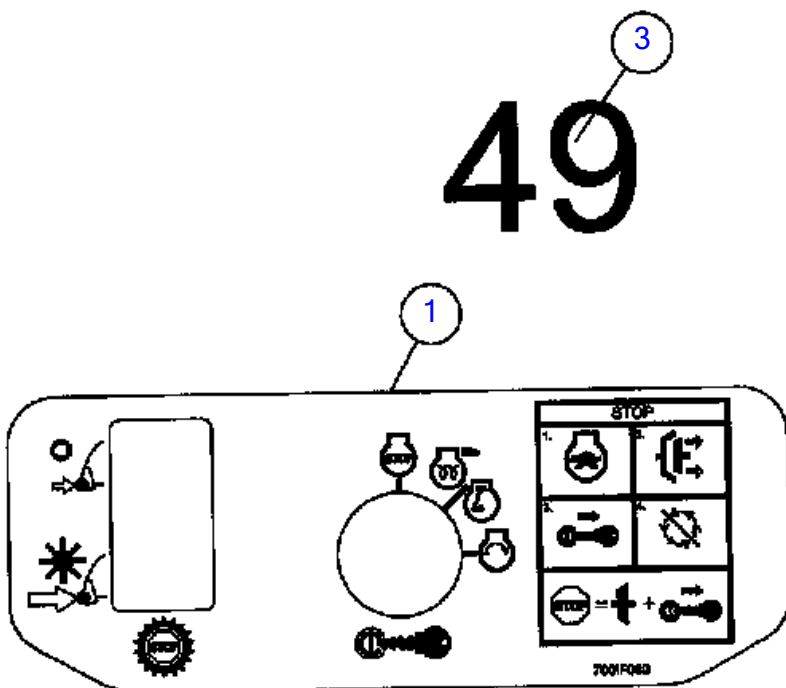
REF NO.	PART NO.	DESCRIPTION	QTY.	REMARKS
1	144144001	NOTEBOOK BINDER - 2"-3"	1	
2	105400ZRV	BC1000XL PARTS MANUAL	1	
3	105400BD4	BC1000XL MM MANUAL ED 6.00	1	
4	7000a969	DECAL-RESOURCE LIBRARY	1	
5	180010788	DVD - HOLDER (DOUBLE)	1	
6	180007997	BC WINCH OP& SFTY TRAINING(PAL/DVD) (SP & ENG &FR)	1	
7	105400BD2	BC1000XLBRUSH CHIPPER OM 5.00	1	

Decal Listing Cat 49HP

Fig 08-02



49



2

Vermeer®		
BE1088XL 49 Brush Chipper		
Description	Part #	QTY.
CAT 2.2	49HP	
FILTER OIL	180M09952	1
FILTER FUEL	180M09952	1
FILTER HYDRAULIC	2583001	1
FILTER FORWARD AIR	181045001	1
FILTER GEN. AIR	181040001	2
IGNITE PLATE	188175001	2
IGNITE BOLT	500475108	2
BLOCK-SHANK THREAD	189711801	1
SHANK BUSH	183340001	1
BELT DRIVE	183165001	1
BELT-PART	118061001	1

Genuine Vermeer
 Replacement Parts
 Contact your local Vermeer dealer for all
 of your parts and service needs.
1-800-VERMEER
www.vermeer.com

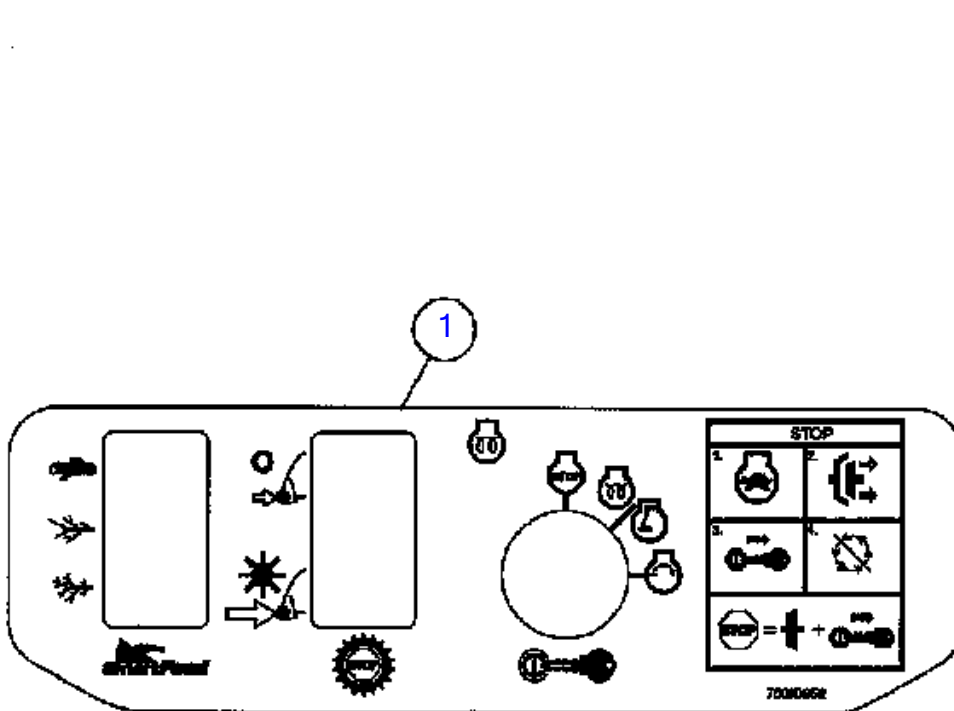
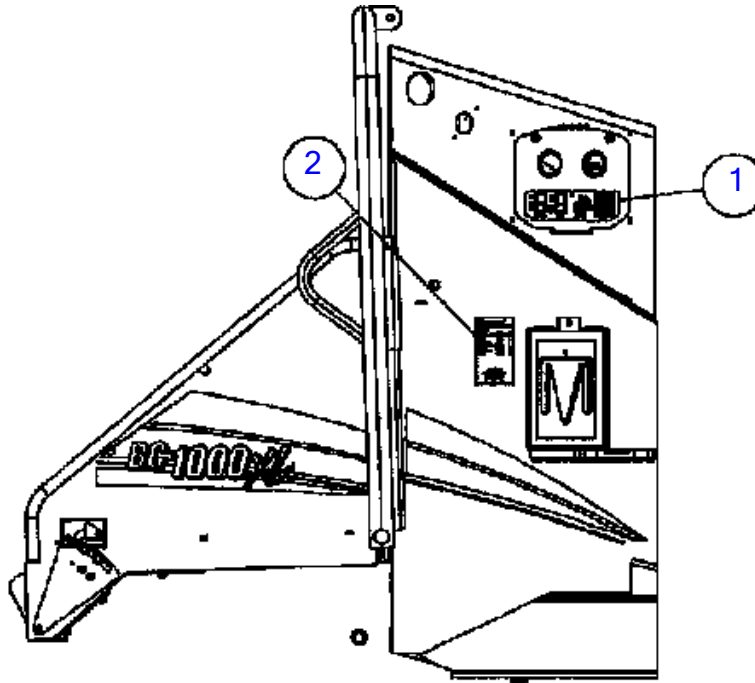
Decal Listing Cat 49HP

Fig 08-02

REF NO.	PART NO.	DESCRIPTION	QTY.	REMARKS
1	700IF089	DECAL-CONTROL PANEL BC1000LT	1	
2	7000F196	DECAL-SERVICE PARTS BC1000XL 49	1	
3	7000F202	DECAL - 49	3	

Decal Listing Cummins 85HP (SN 15079-15551)

Fig 08-03



Vermeer®		
BC1000XL Brush Cutter		
Description	Part #	QTY.
CUMMINS 3.0L	85HP	
FILTER OIL	318000001	1
FILTER FUEL	304010001	1
FILTER HYDRAULIC	2901001	1
FILTER PRIMARY AIR	274020001	1
FILTER SECONDARY AIR	274020001	1
WIFE CUTTER	150170001	2
WIFE BOLT	200470100	6
BLACK/WHITE THREAD	127711001	2
SHEAR BAR	125040001	1
BELT DRIVE	150140001	1
BELT-FR02	154051001	1

Operate Vermeer
 Replacement Parts
 Contact your local Vermeer dealer for all
 of your parts and service needs.
1-800-VERMEER
www.vermeer.com

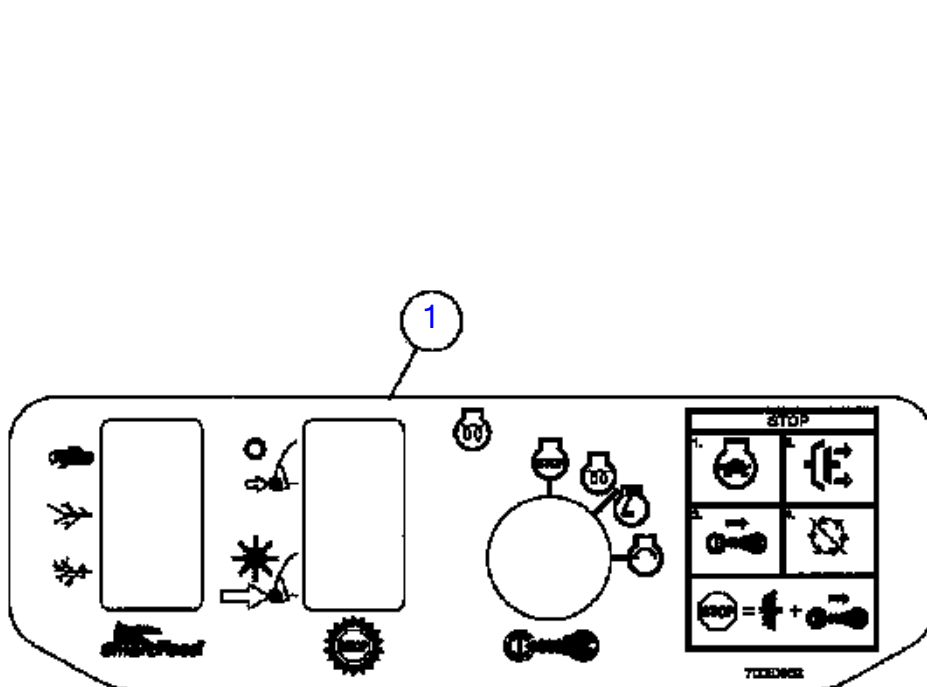
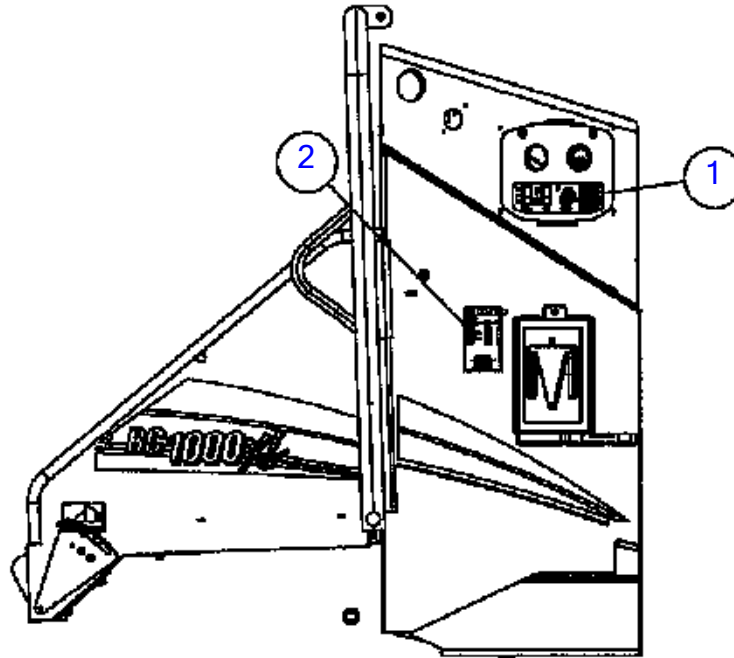
Decal Listing Cummins 85HP (SN 15079-15551)


Fig 08-03

REF NO.	PART NO.	DESCRIPTION	QTY.	REMARKS
1	700ID952	DECAL-CONTROL PANEL BC1000XL	1	
2	7000D651	DECAL-SERVICE PARTS BC1000XL	1	

Decal Listing Cummins 85HP (SN 15079-15551)

Fig 08-03R01





Vermeer®

BC1000XL
Walk Clipper

Description	Part #	QTY.
CUMMINS 8.5L	85HP	
FILTER OIL	10000001	1
FILTER FUEL	10000001	1
FILTER FIBROGLASS	20000001	1
FILTER PRIMARY AIR	20001000	1
FILTER SECONDARY AIR	10000001	1
IGNITION SWITCH	10000001	1
IGNITION KEY	10000001	1
BLINDING BE THREAD	10000001	1
SHOULDER BAR	10000001	1
BELT DRIVE	10000001	1
BELT 6AM	10000001	1

See Us Vermeer
Replacement Parts
Contact your local Vermeer dealer for all
of your parts and service needs.
1-888-VERMEER
www.vermeer.com

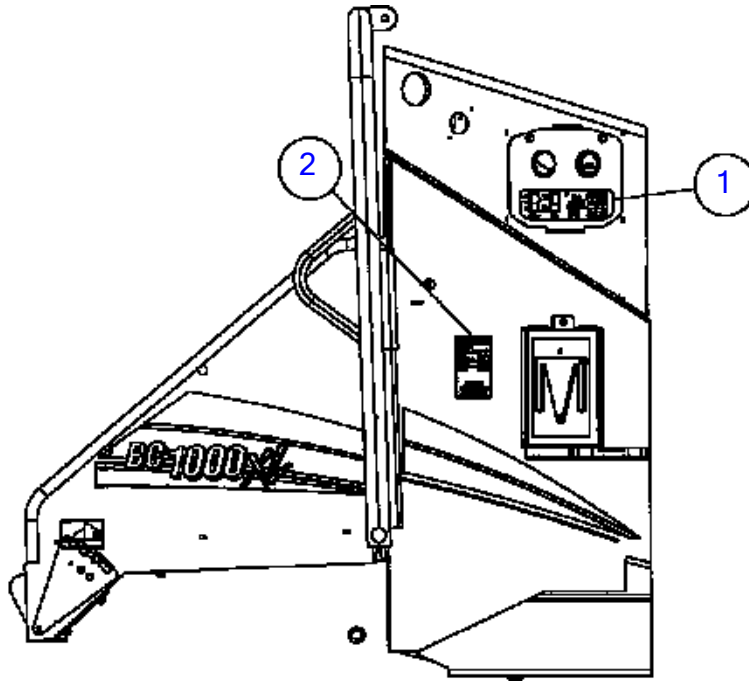
Decal Listing Cummins 85HP (SN 15079-15551)

Fig 08-03R01

REF NO.	PART NO.	DESCRIPTION	QTY.	REMARKS
1	700ID952	DECAL-CONTROL PANEL BC1000XL	1	
2	7000F304	*DECAL-SERVICE PARTS BC1000XL	1	

Decal Listing Cummins 85HP (SN 15552-)

Fig 08-03R02



Vermeer

BC1000XL
Brush Chipper

Description	Part #	QTY.
CUMMINS 3.3L 74HP		
FILTER OIL	154908001	1
FILTER FUEL	180012270	1
FILTER HYDRAULIC	2885001	1
FILTER PRIMARY AIR	151941001	1
FILTER SECONDARY AIR	151940001	1
KNIFE CUTTER	153175001	2
KNIFE BOLT	508478100	8
BLOCK-KNIFE THREAD	157711001	2
SHEAR BAR	153345001	1
BELT DRIVE	153283001	1
BELT-FAN	180014452	1

Genuine Vermeer
Replacement Parts
Contact your local Vermeer dealer for all
of your parts and service needs.

1-888-VERMEER
www.vermeer.com

70000202 Rev A

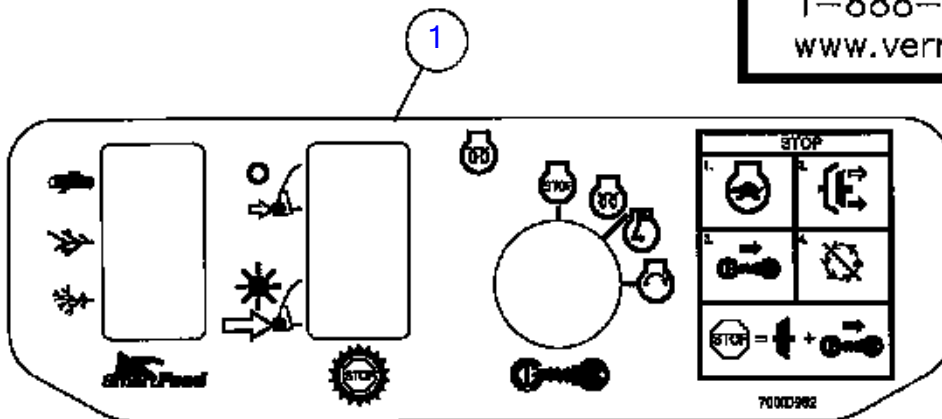


ILLUSTRATION NO. 163672330 Do Not Order

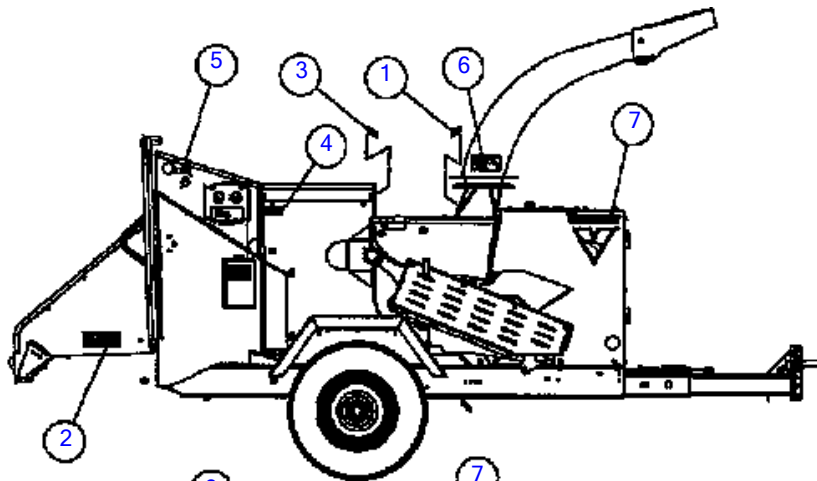
Decal Listing Cummins 85HP (SN 15552-)

Fig 08-03R02

REF NO.	PART NO.	DESCRIPTION	QTY.	REMARKS
1	700ID952	DECAL-CONTROL PANEL BC1000XL	1	
2	7000G029	DECAL - SERVICE PARTS	1	

Decal Listing Right Side (SN 15079-15250)

Fig 08-04



Vermeer



KNIFE/DRUM MAINTENANCE CHECK LIST

- Thoroughly clean all knife mounting surfaces and drum belt before installing knives.
- Use new mounting bolts each time knives are replaced. Bolts may be stretched and their rubber liners can stretch to prevent cutting edge.
- Labels on mounting bolt threads will light all bolts installed.
- Always use a torque wrench when tightening mounting bolts. Torque to 310 N-M (228 Ft-Lb).
- Inspect roller drum and all table components for wear, damage, or cracks at every 1000 hours.

WARNING

Knives can cut off hand.

Lock drum before servicing knives.

WARNING

Thrown chips can blind you.

Stay Away

Wear eye protection.

WARNING

Safety Message

WARNING

Safety Message

WARNING

Moving parts can crush fingers.

WARNING

Safety Message

Watch Video. Read Operator's Manual.

Wear protective equipment.

Close all shields before starting.

Stop engine before servicing.

Stop engine before servicing.

DANGER

Limbs can snag clothing. Rollers or blades can grab and pull you in faster than you can let go of limb. Cutting injury or death will result.

Feed material only from side of table. Feed base of limb first.

Never climb onto feed table. Use wood chisel to push short material.

Gloves must have narrow cuffs.

Keep away from rotating feed rollers and blades.

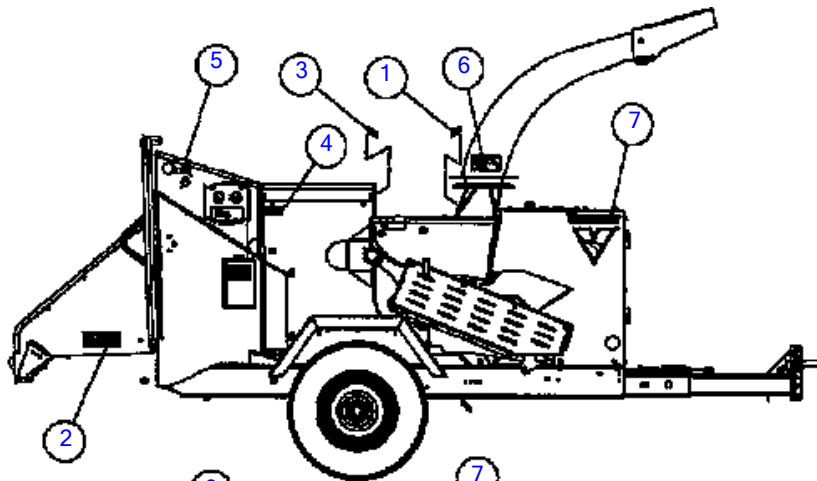
Decal Listing Right Side (SN 15079-15250)

Fig 08-04

REF NO.	PART NO.	DESCRIPTION	QTY.	REMARKS
1	7000B290	DECAL - WARNING	1	
2	7000B506	DECAL - DANGER	2	
3	7000A906	DECAL-CHANGING KNIVES	1	
4	70000014	DECAL-WARNING (AT/UND)	1	
5	700IB955	DECAL - HOLD-TO-RUN	1	
6	2326323	DECAL- WARNING/STAY AWAY 3 X 5	1	
7	7000D008	DECAL - COSMETIC V - 8.00"	1	

Decal Listing Right Side (SN 15250-)

Fig 08-04R01



KNIFE/DRUM MAINTENANCE CHECK LIST

- Thoroughly clean all knife mounting surfaces and drum belt before installing knives.
- Use new mounting bolts each time knives are replaced. Bolts may be stretched and their lubrication can result in uneven cutting edges.
- Lubricate mounting bolt threads with light oil before installing.
- Always use a torque wrench when tightening mounting bolts. Torque to 370 N-M (269 ft-lb).
- Inspect roller drum and all table components for wear, damage, or cracks at every 100-hour maintenance interval.

WARNING

Knives can cut off hand.

Lock drum before servicing knives.

WARNING

Thrown chips can blind you.

Stay Away

Wear eye protection.

WARNING

Safety Message

WARNING

Safety Message

WARNING

Moving parts can crush fingers.

WARNING

Safety Message

Watch Video. Read Operator's Manual.

Wear protective equipment.

Close all shields before starting.

Stop engine before servicing.

DANGER

YUM600

Limbs can snag clothing. Rollers or blades can grab and pull you in faster than you can let go of limb. Cutting injury or death will result.

Feed material only from side of table. Feed base of limb first.

Gloves must have narrow cuffs.

Never climb onto feed table. Use wood chisel to push short material.

Keep away from rotating feed rollers and blades.


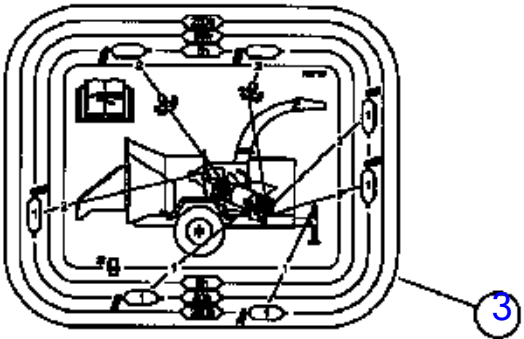
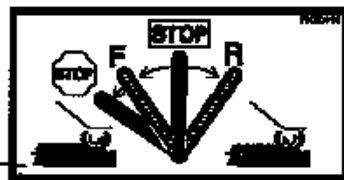
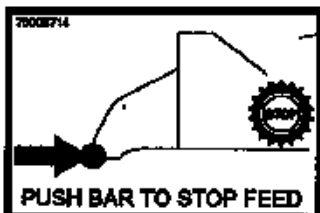
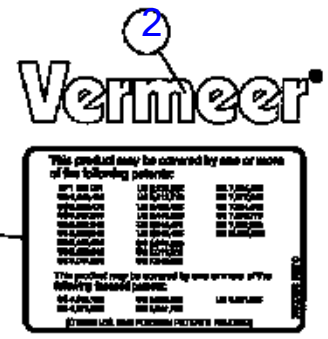
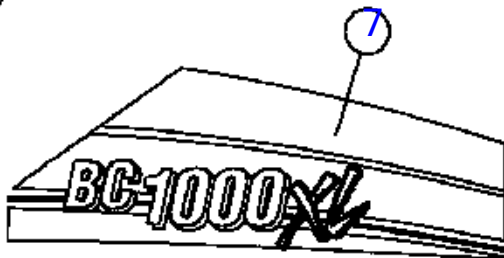
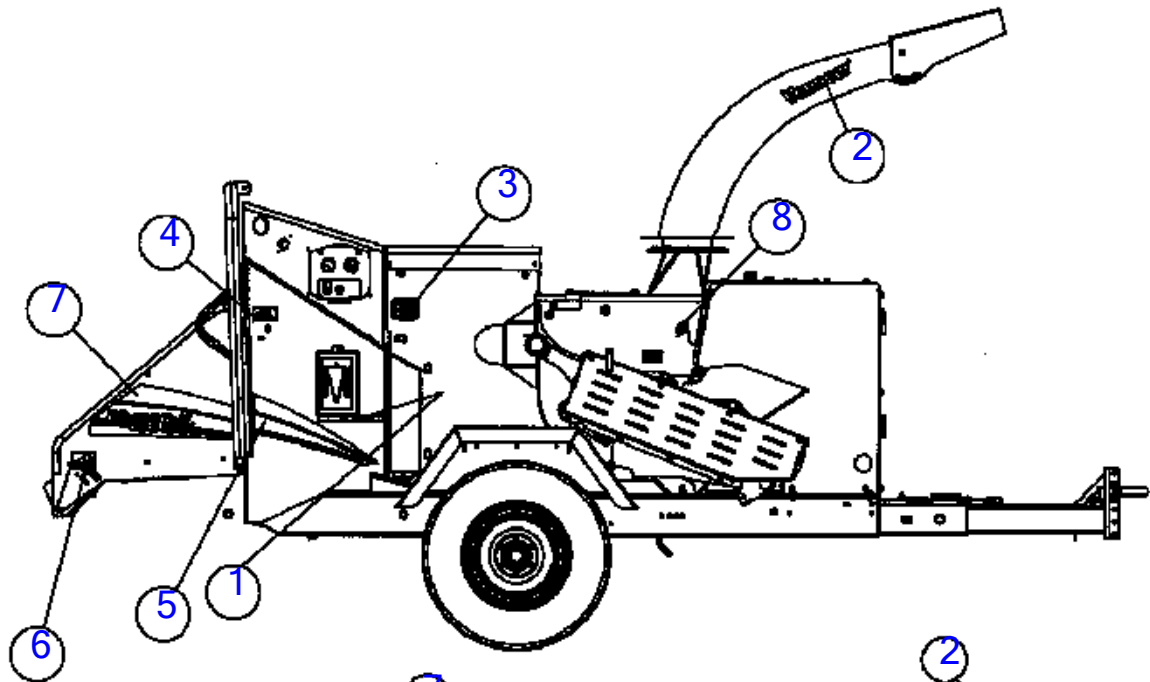
Decal Listing Right Side (SN 15250-)

Fig 08-04R01

REF NO.	PART NO.	DESCRIPTION	QTY.	REMARKS
1	7000B290	DECAL - WARNING	1	
2	7000B506	DECAL - DANGER	2	
3	7000A906	DECAL-CHANGING KNIVES	1	
4	7000F105	*DECAL-WARNING 4-PANEL	1	
5	700IB955	DECAL - HOLD-TO-RUN	1	
6	2326323	DECAL- WARNING/STAY AWAY 3 X 5	1	
7	7000D008	DECAL - COSMETIC V - 8.00"	1	

Decal Listing Right Side Cont.(SN 15079-17472)

Fig 08-05




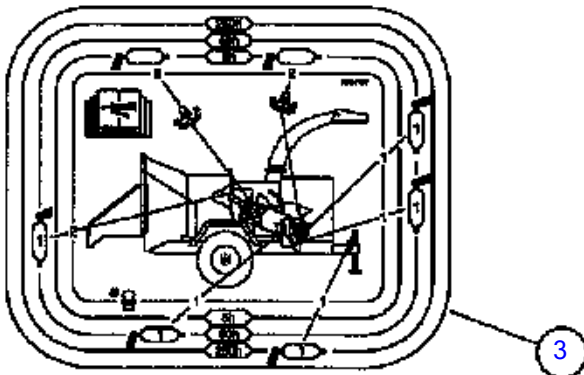
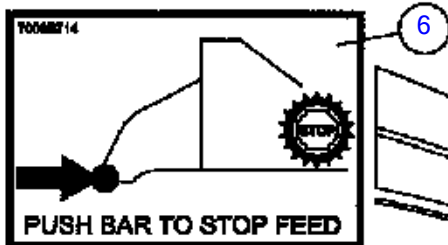
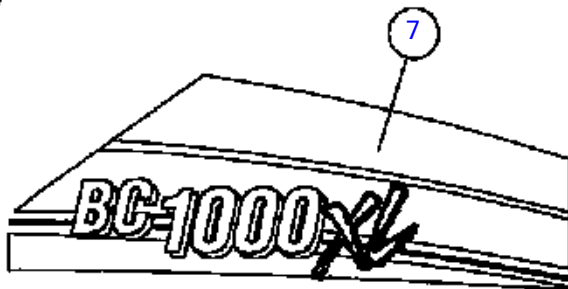
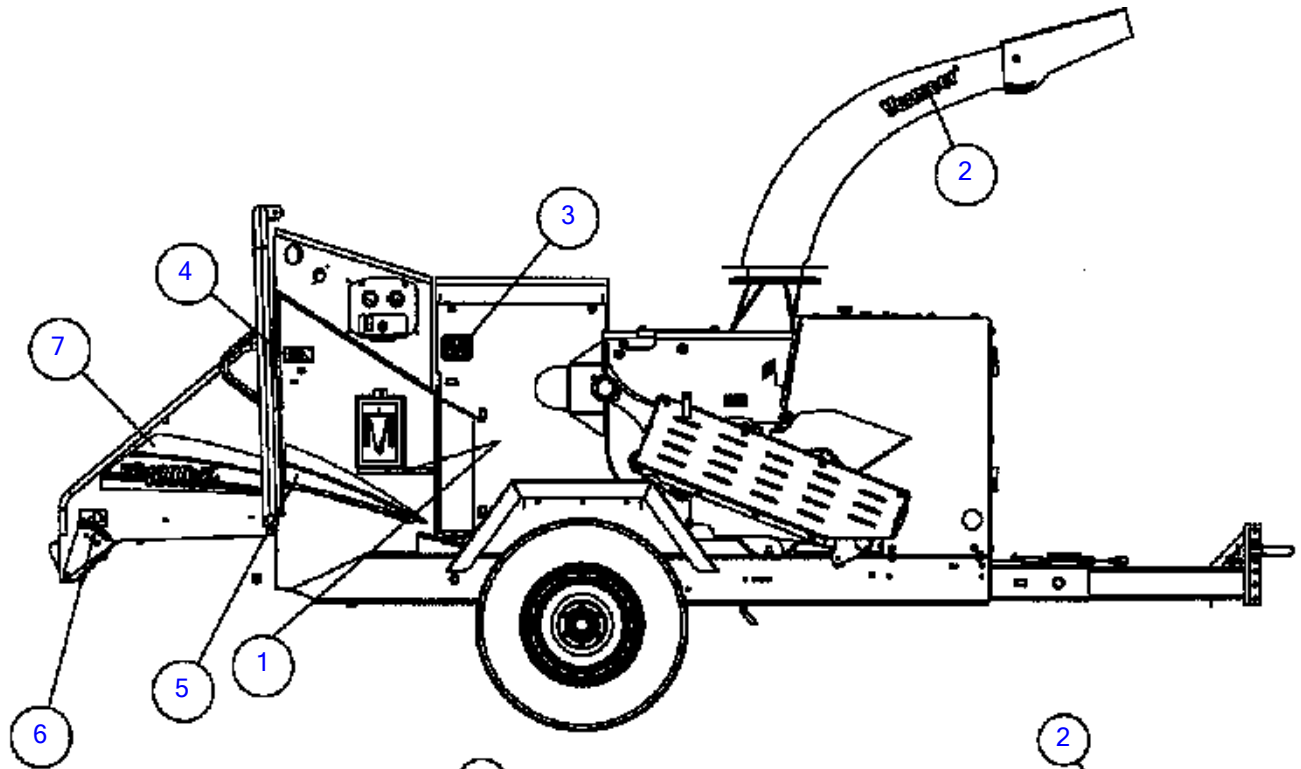
Decal Listing Right Side Cont.(SN 15079-17472)

Fig 08-05

REF NO.	PART NO.	DESCRIPTION	QTY.	REMARKS
1	2326940	DECAL-NOTICE TO OWNERS	1	
2	2326619	DECAL- VERMEER 3 X 15	1	
3	700IF197	DECAL-LUBE CHART BC1000XL LT	1	
4	700ID414	DECAL - PUSH BAR STOP FEED (RIGHT)	1	
5	7000D993	DECAL-BC1000XL RIGHT STRIPE-FRONT	1	
6	7000B714	DECAL - PUSH BAR STOP FEED (RIGHT)	1	
7	7000D992	DECAL-BC1000XL RIGHT STRIPE-REAR	1	
8	7000D522	DECAL-PATENTS ENVIRONMENTAL	1	

Decal Listing Right Side Cont.(SN 15079-17472)

Fig 08-05R01



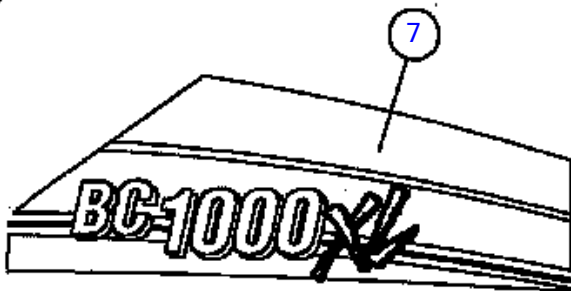
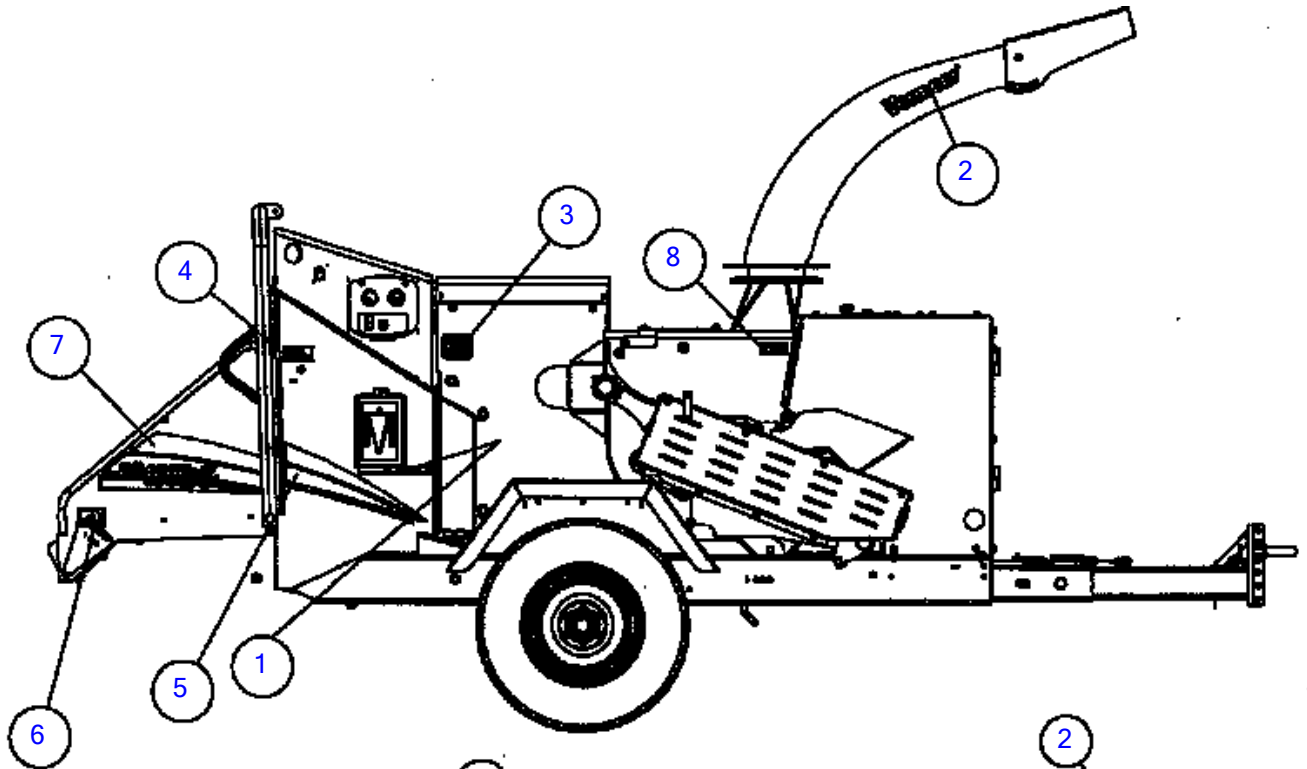
Decal Listing Right Side Cont.(SN 15079-17472)

Fig 08-05R01


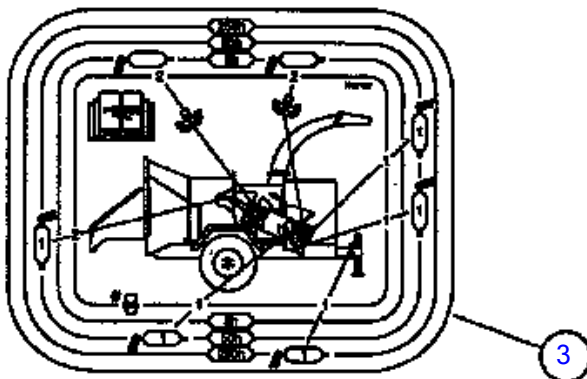
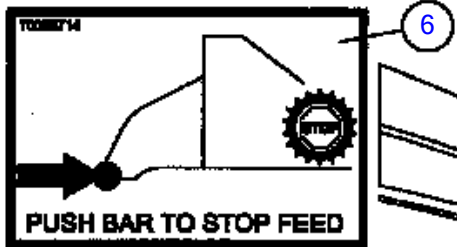
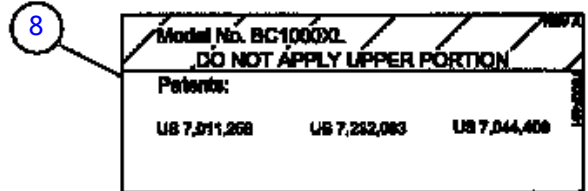
REF NO.	PART NO.	DESCRIPTION	QTY.	REMARKS
1	2326940	DECAL-NOTICE TO OWNERS	1	
2	2326619	DECAL- VERMEER 3 X 15	1	
3	700IF197	DECAL-LUBE CHART BC1000XL LT	1	
4	700ID414	DECAL - PUSH BAR STOP FEED (RIGHT)	1	
5	7000D993	DECAL-BC1000XL RIGHT STRIPE-FRONT	1	
6	7000B714	DECAL - PUSH BAR STOP FEED (RIGHT)	1	
7	7000D992	DECAL-BC1000XL RIGHT STRIPE-REAR	1	

Decal Listing Right Side Cont.(SN 15079-17472)

Fig 08-05R02



Vermeer




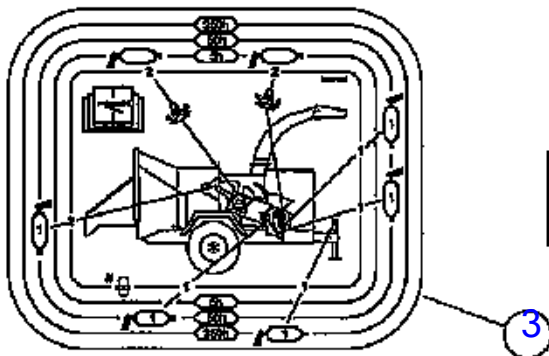
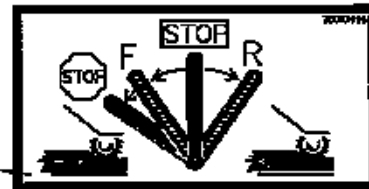
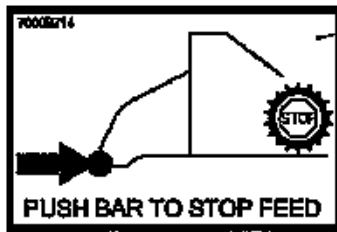

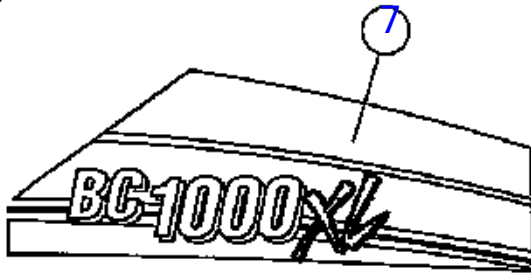
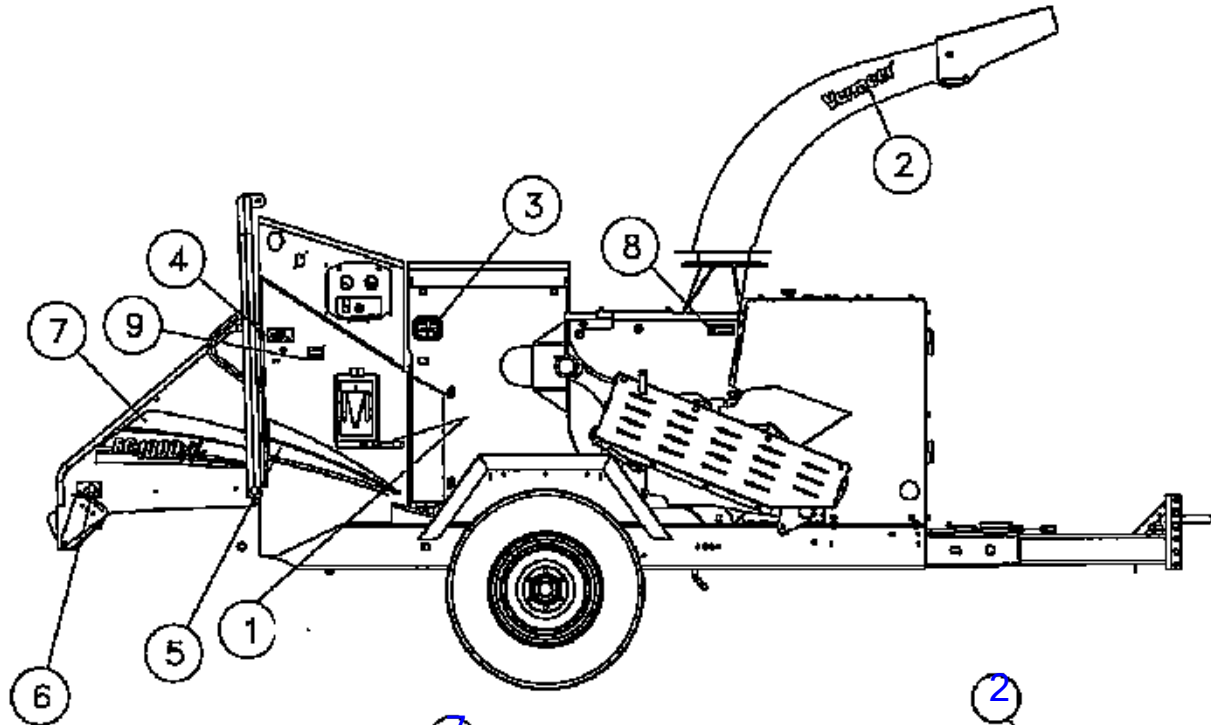
Decal Listing Right Side Cont.(SN 15079-17472)

Fig 08-05R02

REF NO.	PART NO.	DESCRIPTION	QTY.	REMARKS
1	2326940	DECAL-NOTICE TO OWNERS	1	
2	2326619	DECAL- VERMEER 3 X 15	1	
3	700IF197	DECAL-LUBE CHART BC1000XL LT	1	
4	700ID414	DECAL - PUSH BAR STOP FEED (RIGHT)	1	
5	7000D993	DECAL-BC1000XL RIGHT STRIPE-FRONT	1	
6	7000B714	DECAL - PUSH BAR STOP FEED (RIGHT)	1	
7	7000D992	DECAL-BC1000XL RIGHT STRIPE-REAR	1	
8	7000F491	*DECAL-PATENTS, BC1000XL	1	

Decal Listing Right Side Cont.(SN 17473-)

Fig 08-05R03



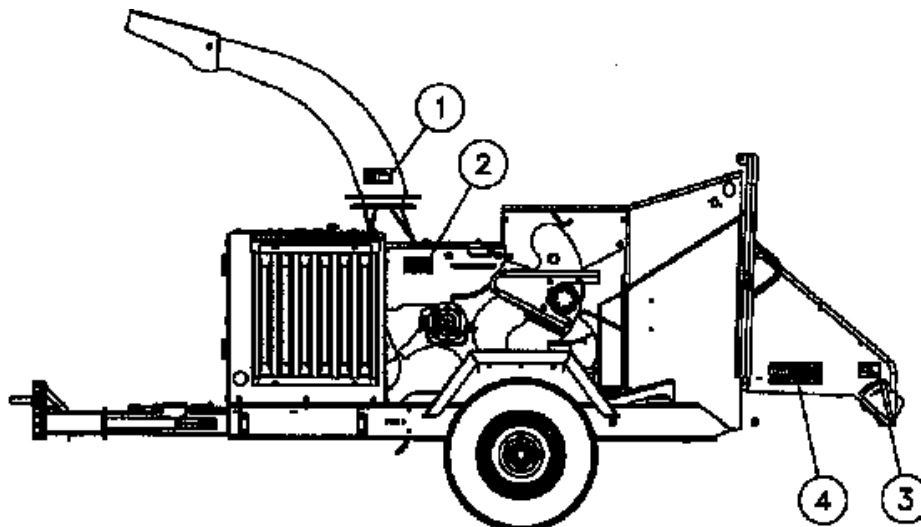
Decal Listing Right Side Cont.(SN 17473-)

Fig 08-05R03

REF NO.	PART NO.	DESCRIPTION	QTY.	REMARKS
1	2326940	DECAL-NOTICE TO OWNERS	1	
2	2326619	DECAL- VERMEER 3 X 15	1	
3	700IF197	DECAL-LUBE CHART BC1000XL LT	1	
4	700ID414	DECAL - PUSH BAR STOP FEED (RIGHT)	1	
5	7000D993	DECAL-BC1000XL RIGHT STRIPE-FRONT	1	
6	7000B714	DECAL - PUSH BAR STOP FEED (RIGHT)	1	
7	7000D992	DECAL-BC1000XL RIGHT STRIPE-REAR	1	
8	7000F491	DECAL-PATENTS, BC1000XL	1	
9	7000F823	DECAL-SMALL MACHINE ID, BLANK	1	

Decal Listing Left Side

Fig 08-06



DANGER

Rotating knives under cover can cut off hand.

1. Stop engine. 2. Wait for drum to stop.

Then open access cover.

Thrown objects can strike you.

WARNING

Thrown chips can blind you.

Stay Away

Wear eye protection.

7000B715

STOP

PUSH BAR TO STOP FEED

DANGER

7000B508

Limbs can snag clothing. Rollers or blades can grab and pull you in faster than you can let go of limb. Cutting injury or death will result.

Feed material only from side of table. Feed base of limb first.

Never climb onto feed table. Use wood object to push short material.

Gloves must have narrow cuffs.

Keep away from rotating feed rollers and blades.

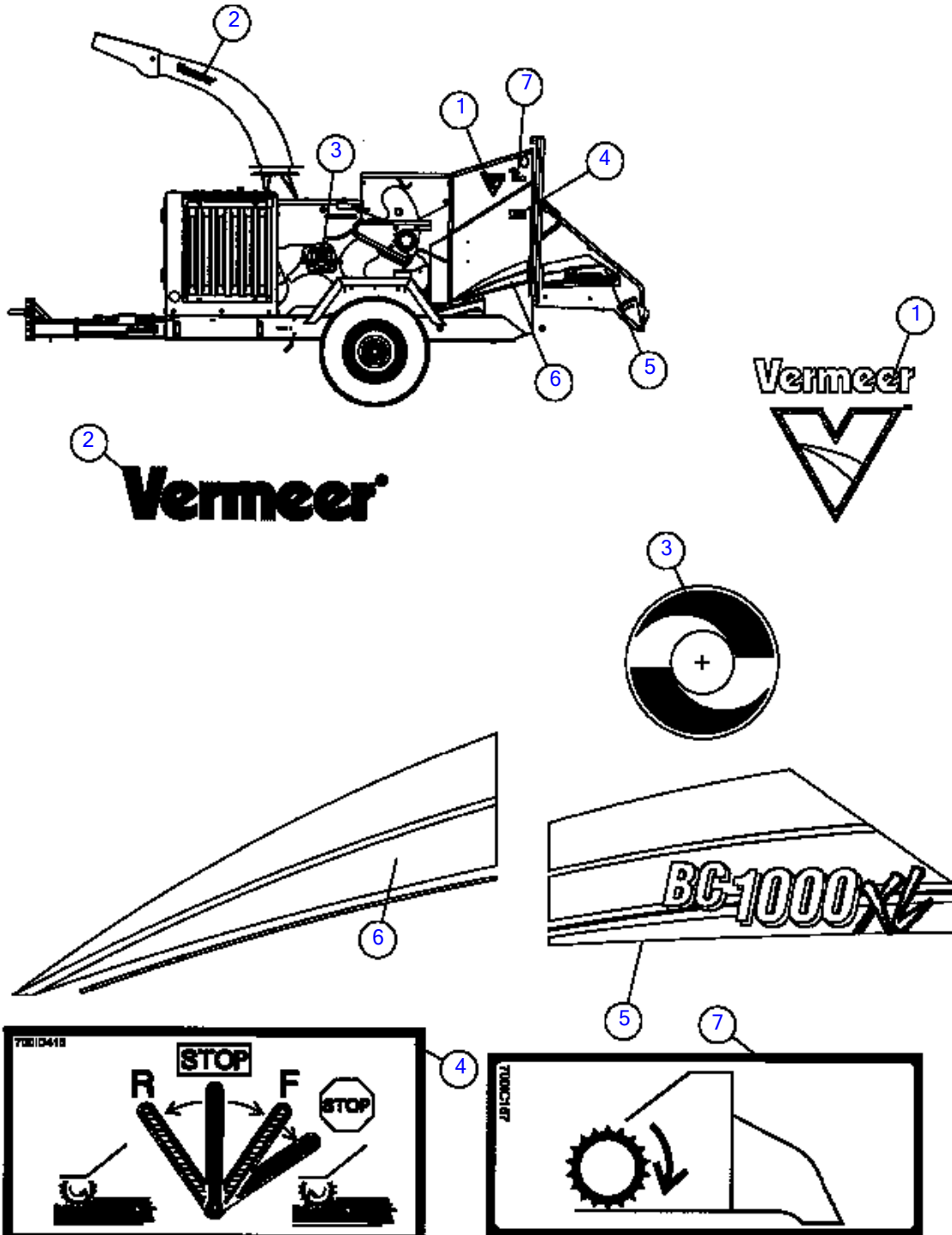
Decal Listing Left Side

Fig 08-06

REF NO.	PART NO.	DESCRIPTION	QTY.	REMARKS
1	2326323	DECAL- WARNING/STAY AWAY 3 X 5	1	
2	7000A456	DECAL-DANGER (AT)	1	
3	7000B715	DECAL - PUSH BAR STOP FEED (LEFT)	1	
4	7000G963	DECAL-WARNING RIGGING/CLIMBING LINES	2	
4	(7000B506)	DECAL - DANGER	2	

Decal Listing Left Side Cont.

Fig 08-07



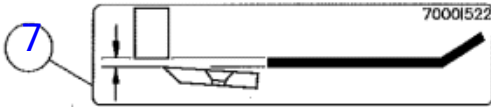
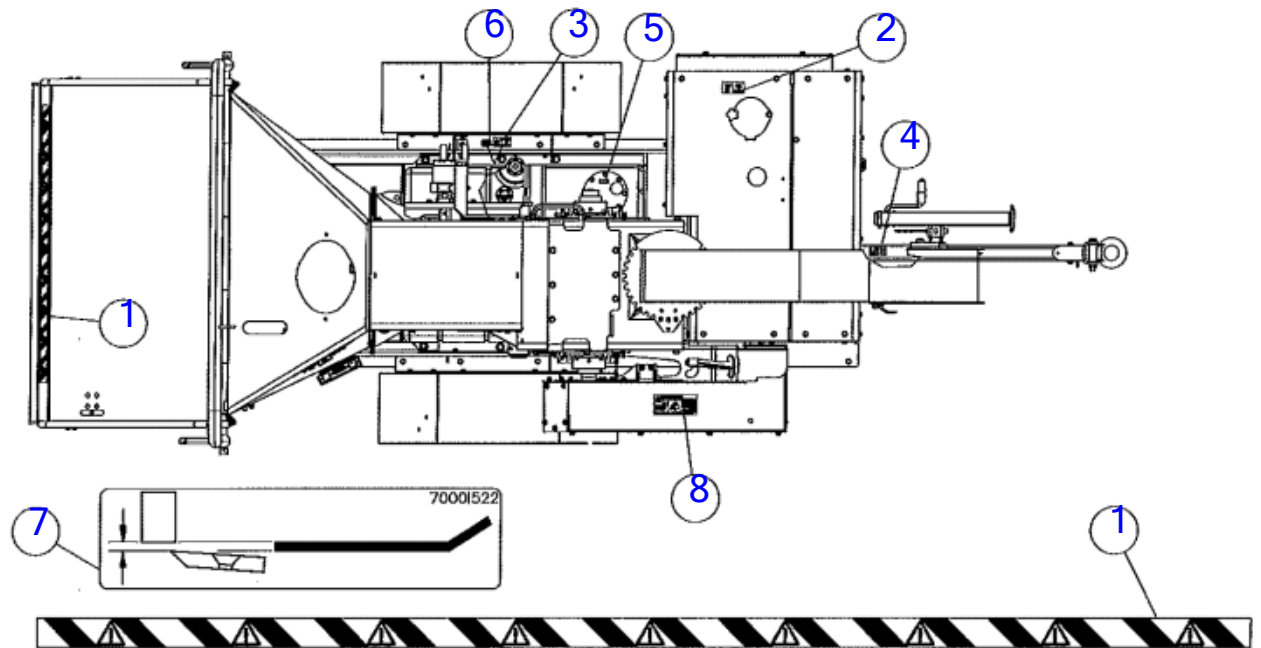
Decal Listing Left Side Cont.

Fig 08-07

REF NO.	PART NO.	DESCRIPTION	QTY.	REMARKS
1	7000D008	DECAL - COSMETIC V - 8.00"	1	
2	2326619	DECAL- VERMEER 3 X 15	1	
3	700IB288	DECAL - ROTATION	1	
4	700ID415	DECAL - FEED ROLLERS LEFT	1	
5	7000D990	DECAL-BC1000XL LEFT STRIPE-REAR	1	
6	7000D991	DECAL-BC1000XL LEFT STRIPE-FRONT	1	
7	700IC157	DECAL - HOLD TO RUN	1	

Decal Listing Top

Fig 08-08



<p>WARNING 2326316</p> <p>Hot fluid under pressure can scald.</p>	<p>Allow to cool before opening.</p>	<p>WARNING 2326324</p> <p>Fuel and fumes can explode and burn.</p>	<p>No smoking. No flame Stop engine.</p>
--	--------------------------------------	---	--

WARNING
70000044

Battery explosion can blind.
Acid can blind and burn.

Read manual before service.

WARNING
7000B-152

Moving Parts Can Cut Off Fingers

Keep all Shields In Place When Operating

HYDRAULIC OIL
2326756

LOW OR
ULTRA LOW
SULFUR DIESEL
FUEL ONLY
7000D814



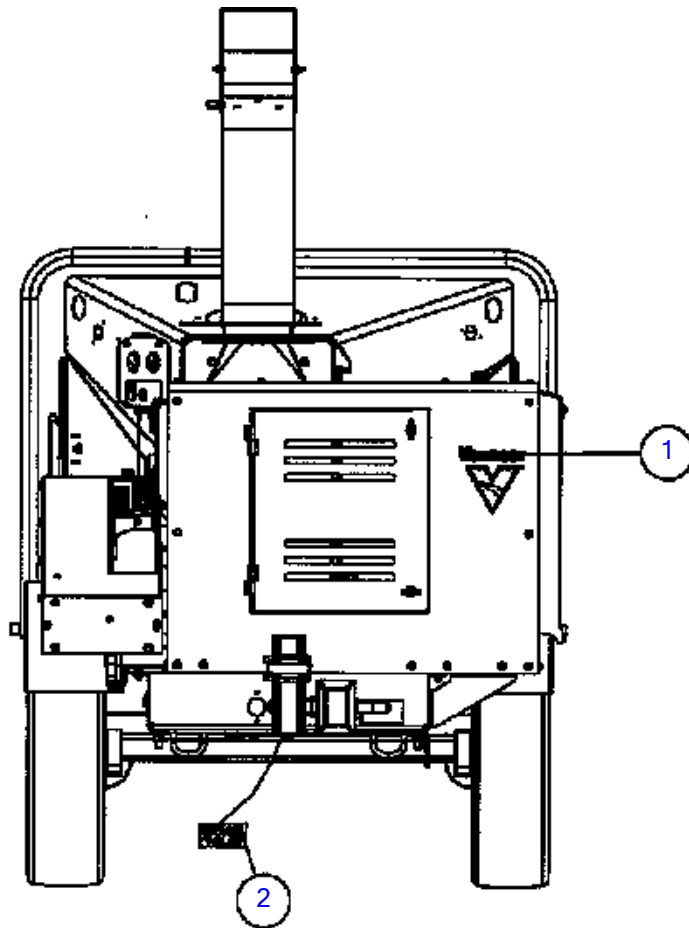
Decal Listing Top

Fig 08-08

REF NO.	PART NO.	DESCRIPTION	QTY.	REMARKS
1	700IB505	DECAL - WARNING STRIPE	1	
2	2326315	DECAL-WARNING	1	
3	2326324	DECAL-WARNING/REFUEL	1	
4	70000044	DECAL-WARNING(AT/UND)	1	
5	2326756	DECAL-HYDRAULIC OIL	1	
6	7000D814	DECAL - DIESEL FUEL SPECIFICATION	1	
7	7000I522	DECAL - KNIFE GAUGE	1	
8	7000B152	DECAL - WARNING	1	

Decal Listing Front (SN 15079-18591)

Fig 08-09




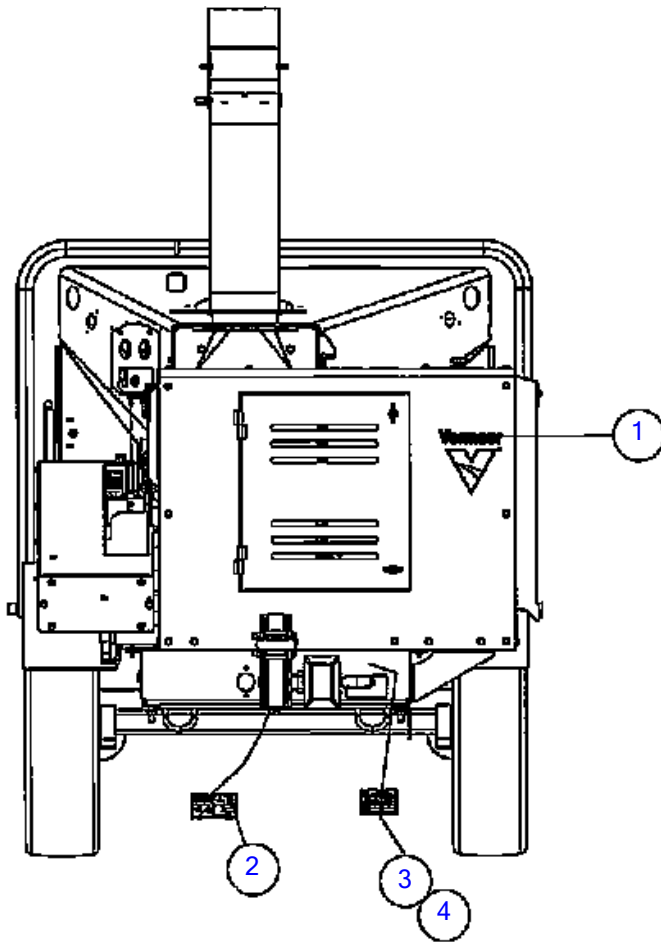
Decal Listing Front (SN 15079-18591)

Fig 08-09

REF NO.	PART NO.	DESCRIPTION	QTY.	REMARKS
1	7000D010	DECAL - COSMETIC V - 12.00"	1	
2	7000B289	DECAL - DANGER	1	

Decal Listing Front (SN 18592-)

Fig 08-09R01



3

TIRE INFORMATION RENSEIGNEMENTS SUR LES PNEUS		
TIRE PNEU	SIZE DIMENSIONS	COLD TIRE PRESSURE PRESSION DES PNEUS A FROID
REAR ARRIERE	ST235/80R16 (E)	550 kPa, 80 psi
FRONT AVANT	-	-
SPARE DE RESERVE	NONE AUCUNE	

SEE OWNER'S MANUAL FOR ADDITIONAL INFORMATION
VOIR LE MANUEL DE L'USAGER POUR PLUS DE RENSEIGNEMENTS

2

DANGER

Rotating knives above cover can cut off hand.

Thrown objects can strike you.

Stop engine. Wait for drum to stop.

Then open bottom access cover.

4

TIRE INFORMATION RENSEIGNEMENTS SUR LES PNEUS		
TIRE PNEU	SIZE DIMENSIONS	COLD TIRE PRESSURE PRESSION DES PNEUS A FROID
REAR ARRIERE	ST225/75R15 (D)	450 kPa, 65 psi
FRONT AVANT	-	-
SPARE DE RESERVE	NONE AUCUNE	

SEE OWNER'S MANUAL FOR ADDITIONAL INFORMATION
VOIR LE MANUEL DE L'USAGER POUR PLUS DE RENSEIGNEMENTS

ILLUSTRATION NO. 163672260 Do Not Order

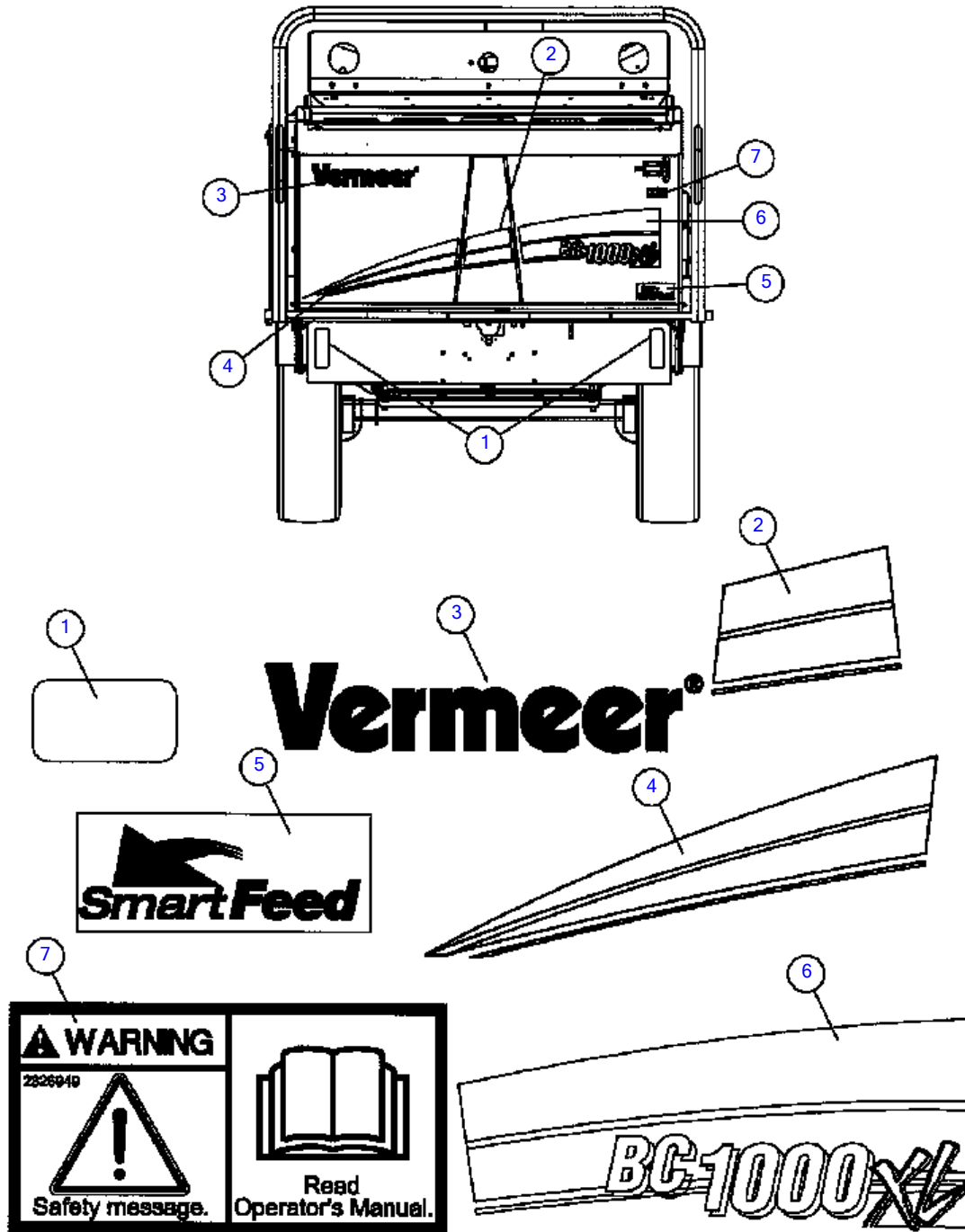
Decal Listing Front (SN 18592-)

Fig 08-09R01

REF NO.	PART NO.	DESCRIPTION	QTY.	REMARKS
1	7000D010	DECAL - COSMETIC V - 12.00"	1	
2	7000B289	DECAL - DANGER	1	
3	7000F916	DECAL-TIRE INFORMATION	1	
4	7000F915	DECAL-TIRE INFORMATION	1	

Decal Listing Rear (SN 15079-15250)

Fig 08-10



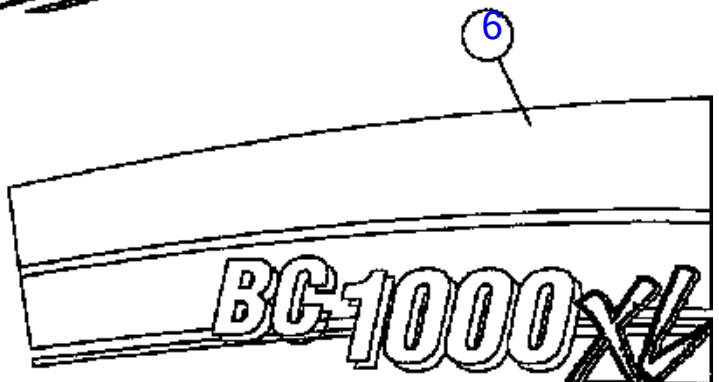
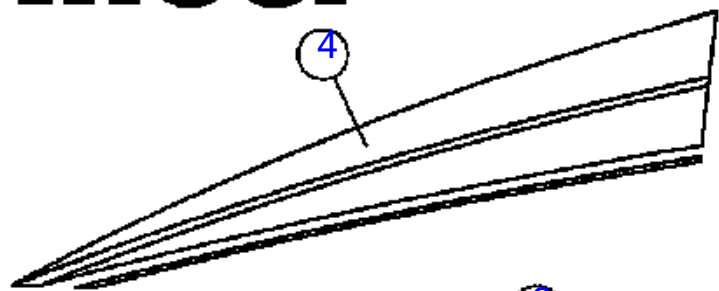
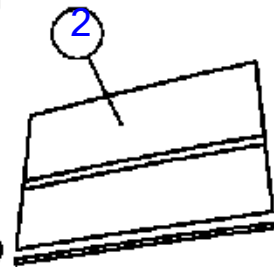
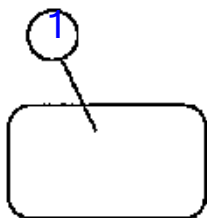
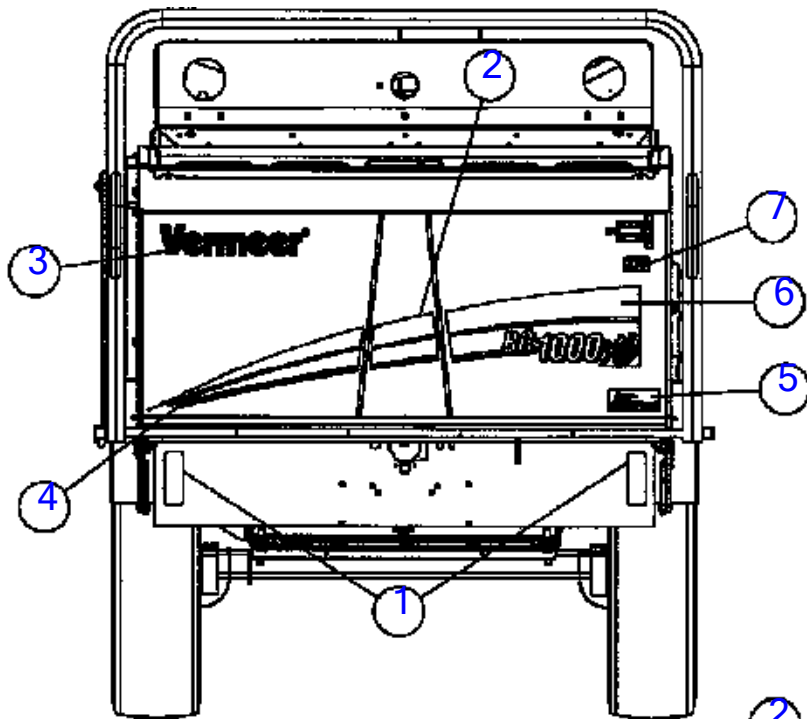
Decal Listing Rear (SN 15079-15250)

Fig 08-10

REF NO.	PART NO.	DESCRIPTION	QTY.	REMARKS
1	70000170	DECAL-RED REFLECTOR	2	
2	7000D345	DECAL-BC1500 INFEED TABLE STRIPE MIDDLE	1	
3	2326608	DECAL-VERMEER 4"	1	
4	7000D346	DECAL-BC1500 INFEED TABLE STRIPE LEFT	1	
5	7000B732	DECAL - SMARTFEED	1	
6	7000D681	DECAL-BC1000XL REAR STRIPE RIGHT	1	
7	2326949	DECAL-WARNING 1 1/2 X 3 1/2	1	

Decal Listing Rear (SN 15250-)

Fig 08-10R01



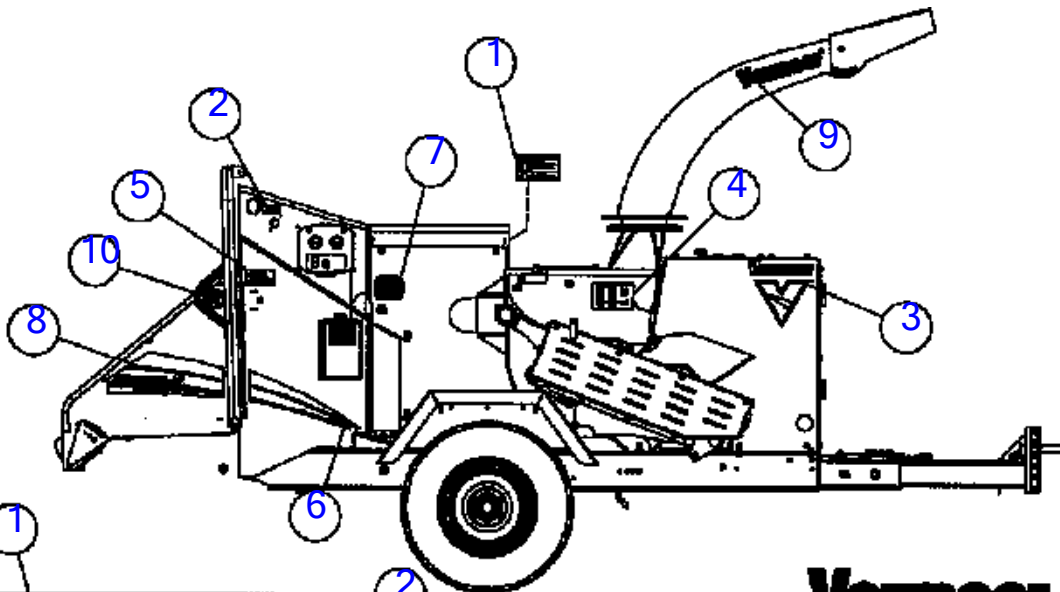
Decal Listing Rear (SN 15250-)

Fig 08-10R01

REF NO.	PART NO.	DESCRIPTION	QTY.	REMARKS
1	70000170	DECAL-RED REFLECTOR	2	
2	7000D345	DECAL-BC1500 INFEED TABLE STRIPE MIDDLE	1	
3	2326608	DECAL-VERMEER 4"	1	
4	7000D346	DECAL-BC1500 INFEED TABLE STRIPE LEFT	1	
5	7000B732	DECAL - SMARTFEED	1	
6	7000D681	DECAL-BC1000XL REAR STRIPE RIGHT	1	
7	7000F104	*DECAL-WARNING WATCH VIDEO, READ O/M	1	


Decal Listing Right Side - Int.(SN 15079-17472)

Fig 08-11



KNIFE/DRUM MAINTENANCE CHECK LIST

- Thoroughly clean all knife mounting surfaces and selected ball pulley rollers including knives.
- Use wear marking balls each time knives are replaced. They may be moved one time when knives are rotated to avoid cutting edge.
- Lubricate mounting ball threads with light weight grease.
- Always use a torque wrench when tightening mounting balls. Torque to 50-55 lb. per ft/lp.
- Inspect water drain and all knife adjustments for wear, damage, or cracks at every knife maintenance interval.



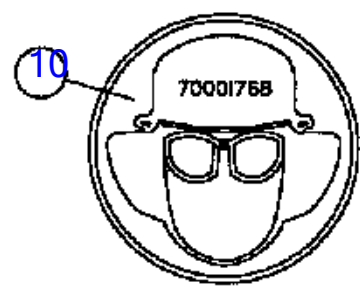
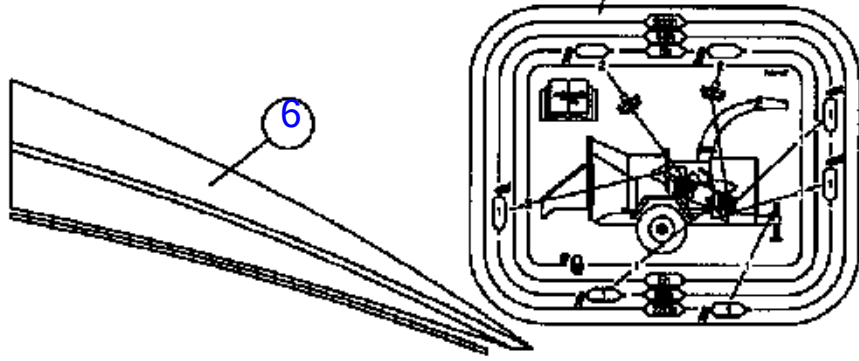
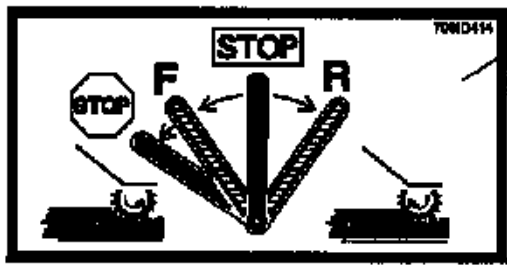
This product may be covered by one or more of the following patents:

US 5,282,891	US 6,558,888	US 7,244,488
US 5,282,892	US 6,473,718	US 5,977,499
US 6,558,891	US 6,482,488	US 7,244,492
US 6,558,892	US 6,496,889	US 7,232,778
US 6,558,893	US 6,564,271	US 7,200,082
US 6,558,894	US 6,564,272	US 7,200,083
US 6,558,895	US 6,575,228	US 7,200,084
US 6,558,896	US 7,241,288	
US 6,558,897	US 7,244,493	

This product may be covered by one or more of the following licensed patents:

US 4,988,378	US 5,888,888	US 5,881,008
US 4,978,000	US 5,891,288	

(OTHER U.S. AND FOREIGN PATENTS PENDING)



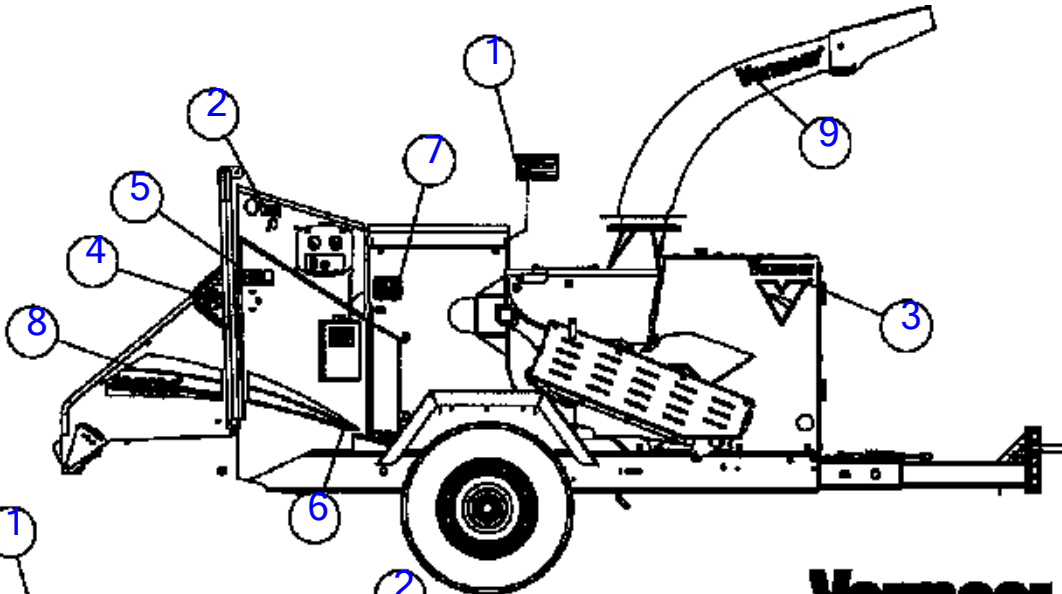
Decal Listing Right Side - Int.(SN 15079-17472)

Fig 08-11

REF NO.	PART NO.	DESCRIPTION	QTY.	REMARKS
1	7000A906	DECAL-CHANGING KNIVES	1	
2	700IB955	DECAL - HOLD-TO-RUN	1	
3	7000D008	DECAL - COSMETIC V - 8.00"	1	
4	7000D522	DECAL-PATENTS ENVIRONMENTAL	1	
5	700ID414	DECAL - PUSH BAR STOP FEED (RIGHT)	1	
6	7000D993	DECAL-BC1000XL RIGHT STRIPE-FRONT	1	
7	700IF197	DECAL-LUBE CHART BC1000XL LT	1	
8	7000D992	DECAL-BC1000XL RIGHT STRIPE-REAR	1	
9	2326619	DECAL- VERMEER 3 X 15	1	
10	7000I768	DECAL-PROTECTIVE WEAR	1	

Decal Listing Right Side - Int.(SN 15079-17472)

Fig 08-11R01

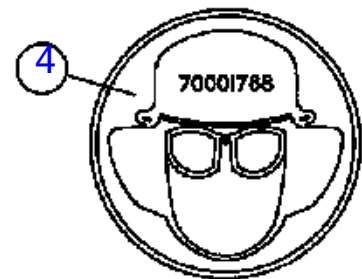
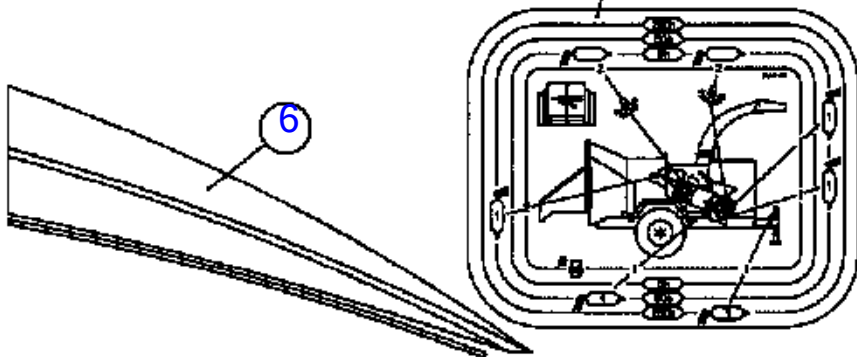
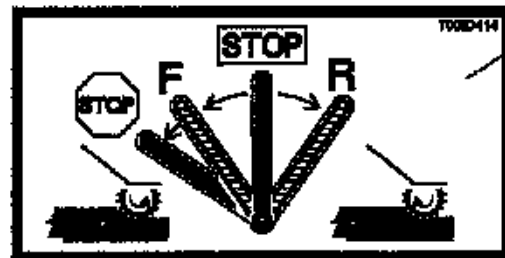


KNIFE/DRUM MAINTENANCE CHECK LIST

- Thoroughly clean all knife mounting surfaces and abraded ball before installing knives.
- Use new mounting bolts each time knives are replaced. Bolts may be reused only when knives are related to second cutting edge.
- Lubricate mounting ball threads with light oil before tightening.
- Always use a hex wrench when tightening mounting bolts. Torque to 850 Ft.-lbs. (280 N·m).
- Inspect rubber drive and all belt components for wear, damage, or cracks at every maintenance interval.



Vermeer



Vermeer

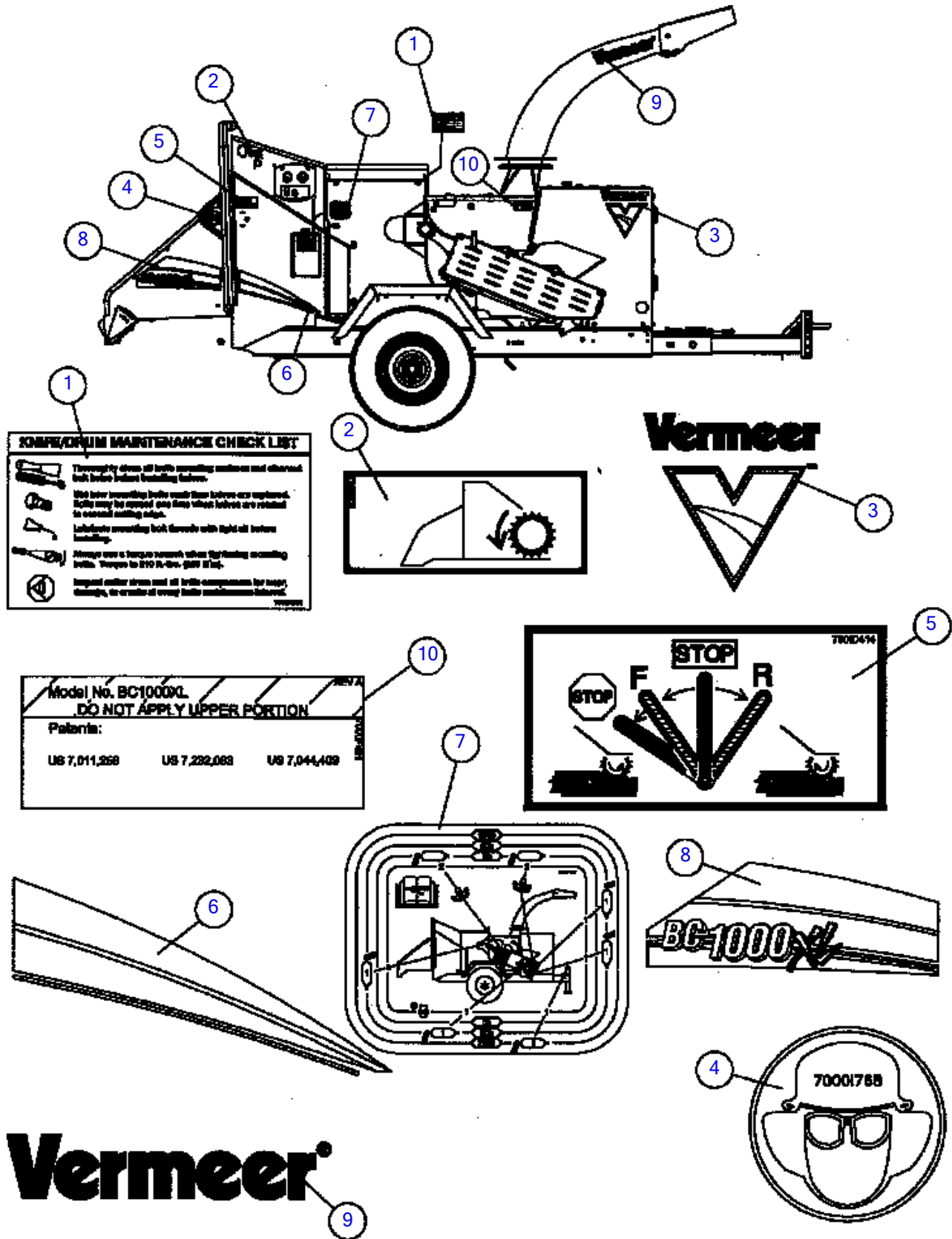
Decal Listing Right Side - Int.(SN 15079-17472)

Fig 08-11R01

REF NO.	PART NO.	DESCRIPTION	QTY.	REMARKS
1	7000A906	DECAL-CHANGING KNIVES	1	
2	700IB955	DECAL - HOLD-TO-RUN	1	
3	7000D008	DECAL - COSMETIC V - 8.00"	1	
4	7000I768	DECAL-PROTECTIVE WEAR	1	
5	700ID414	DECAL - PUSH BAR STOP FEED (RIGHT)	1	
6	7000D993	DECAL-BC1000XL RIGHT STRIPE-FRONT	1	
7	700IF197	DECAL-LUBE CHART BC1000XL LT	1	
8	7000D992	DECAL-BC1000XL RIGHT STRIPE-REAR	1	
9	2326619	DECAL- VERMEER 3 X 15	1	


Decal Listing Right Side - Int.(SN 15079-17472)

Fig 08-11R02



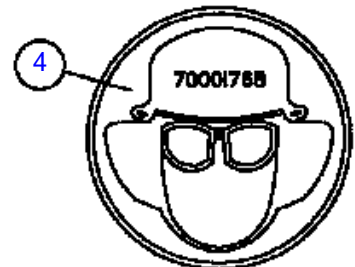

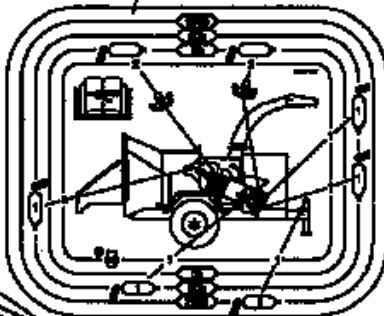
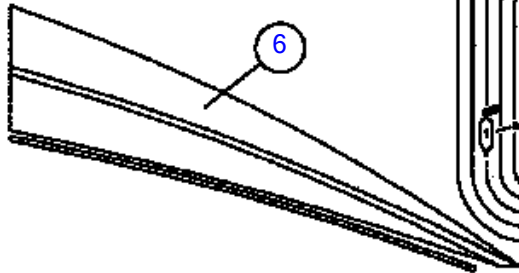
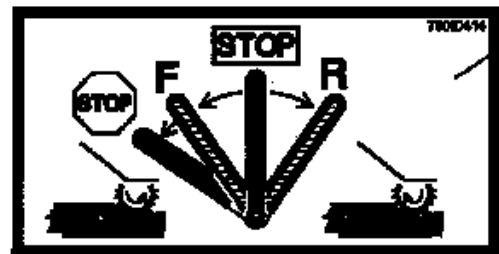
COMPIRUM MAINTENANCE CHECK LIST

- Thoroughly clean all belts, assembly surfaces and shrouds both before and after each use.
- Use lower assembly belts until their edges are splined. Belts may be covered one time when belts are needed to correct cutting cuts.
- Lubricate assembly belt covers with light oil before starting.
- Always wear a torque wrench when tightening assembly bolts. Torque to 210 ft-lbs. (285 N m).
- Inspect roller drive and all belt components for wear, damage, or cracks at every belt maintenance interval.



Model No. BC1000XL
DO NOT APPLY UPPER PORTION

Patents:
 US 7,011,268 US 7,232,068 US 7,044,409



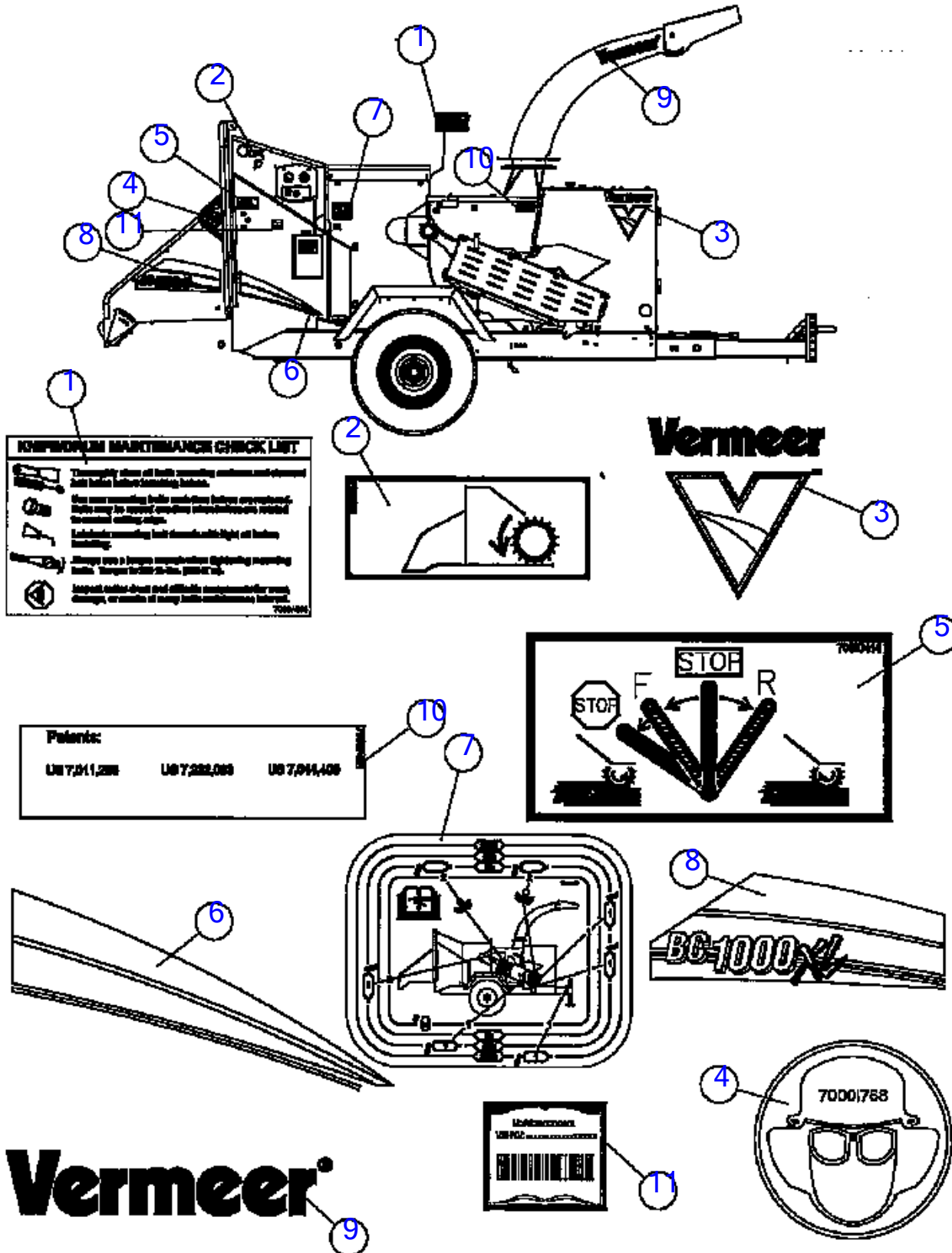
Decal Listing Right Side - Int.(SN 15079-17472)

Fig 08-11R02

REF NO.	PART NO.	DESCRIPTION	QTY.	REMARKS
1	7000A906	DECAL-CHANGING KNIVES	1	
2	700IB955	DECAL - HOLD-TO-RUN	1	
3	7000D008	DECAL - COSMETIC V - 8.00"	1	
4	7000I768	DECAL-PROTECTIVE WEAR	1	
5	700ID414	DECAL - PUSH BAR STOP FEED (RIGHT)	1	
6	7000D993	DECAL-BC1000XL RIGHT STRIPE-FRONT	1	
7	700IF197	DECAL-LUBE CHART BC1000XL LT	1	
8	7000D992	DECAL-BC1000XL RIGHT STRIPE-REAR	1	
9	2326619	DECAL- VERMEER 3 X 15	1	
10	7000F491	*DECAL-PATENTS, BC1000XL	1	

Decal Listing Right Side - Int.(SN 17473-)

Fig 08-11R03



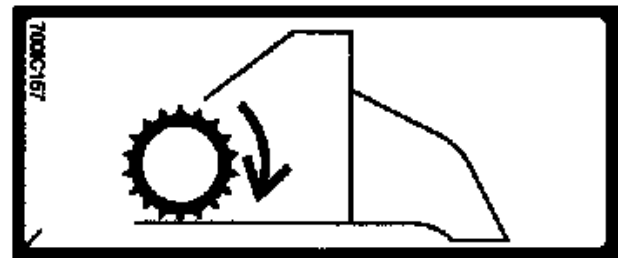
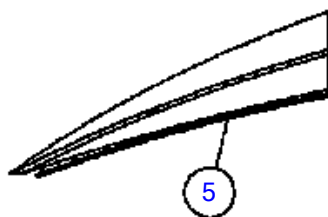
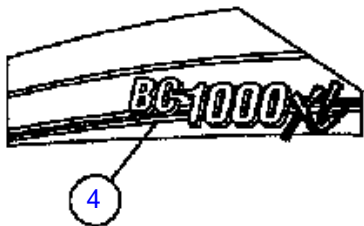
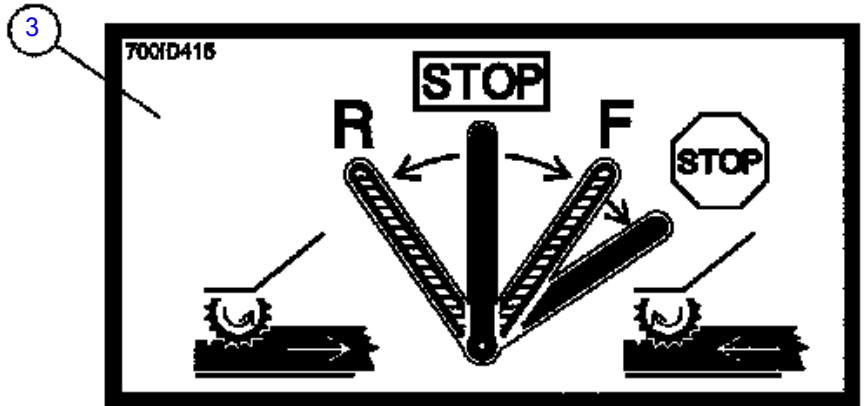
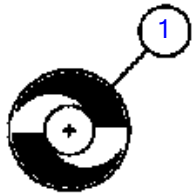
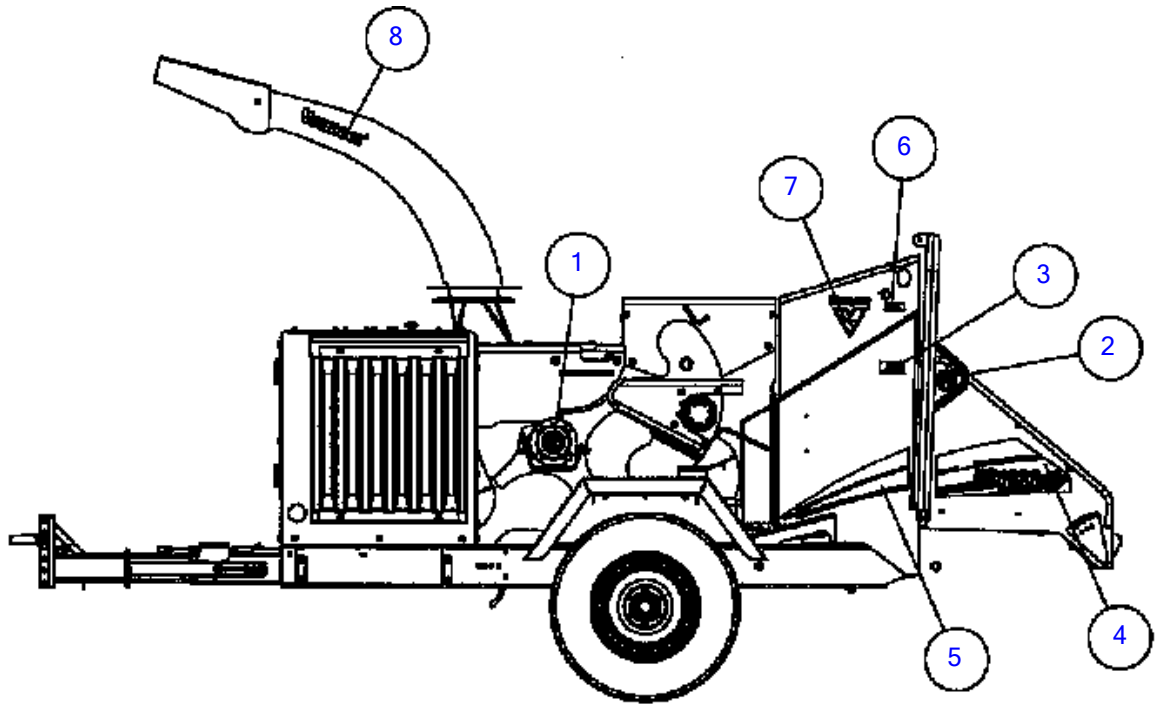
Decal Listing Right Side - Int.(SN 17473-)

Fig 08-11R03

REF NO.	PART NO.	DESCRIPTION	QTY.	REMARKS
1	7000A906	DECAL-CHANGING KNIVES	1	
2	700IB955	DECAL - HOLD-TO-RUN	1	
3	7000D008	DECAL - COSMETIC V - 8.00"	1	
4	7000I768	DECAL-PROTECTIVE WEAR	1	
5	700ID414	DECAL - PUSH BAR STOP FEED (RIGHT)	1	
6	7000D993	DECAL-BC1000XL RIGHT STRIPE-FRONT	1	
7	700IF197	DECAL-LUBE CHART BC1000XL LT	1	
8	7000D992	DECAL-BC1000XL RIGHT STRIPE-REAR	1	
9	2326619	DECAL- VERMEER 3 X 15	1	
10	7000F491	DECAL-PATENTS, BC1000XL	1	
11	7000F823	*DECAL-SMALL MACHINE ID, BLANK	1	

Decal Listing Left Side - Int.

Fig 08-12


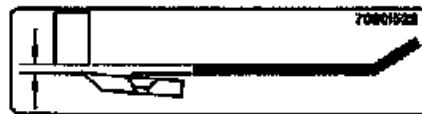
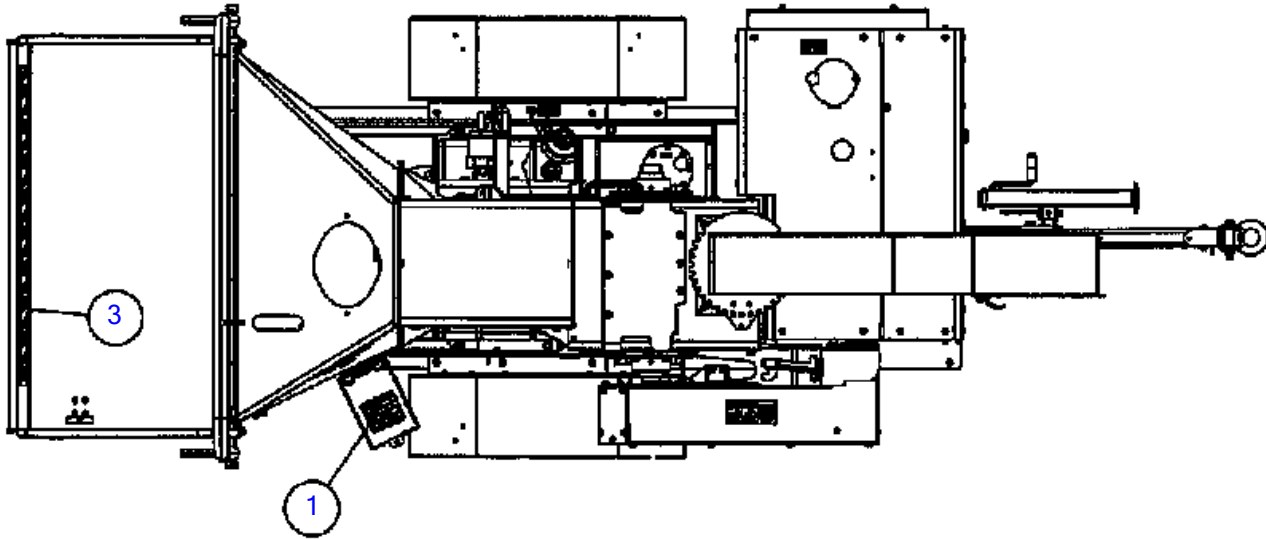


Decal Listing Left Side - Int.

Fig 08-12

REF NO.	PART NO.	DESCRIPTION	QTY.	REMARKS
1	700IB288	DECAL - ROTATION	1	
2	7000I768	DECAL-PROTECTIVE WEAR	1	
3	700ID415	DECAL - FEED ROLLERS LEFT	1	
4	7000D990	DECAL-BC1000XL LEFT STRIPE-REAR	1	
5	7000D991	DECAL-BC1000XL LEFT STRIPE-FRONT	1	
6	700IC157	DECAL - HOLD TO RUN	1	
7	7000D008	DECAL - COSMETIC V - 8.00"	1	
8	2326619	DECAL- VERMEER 3 X 15	1	

Decal Listing Top - Int.
Fig 08-13



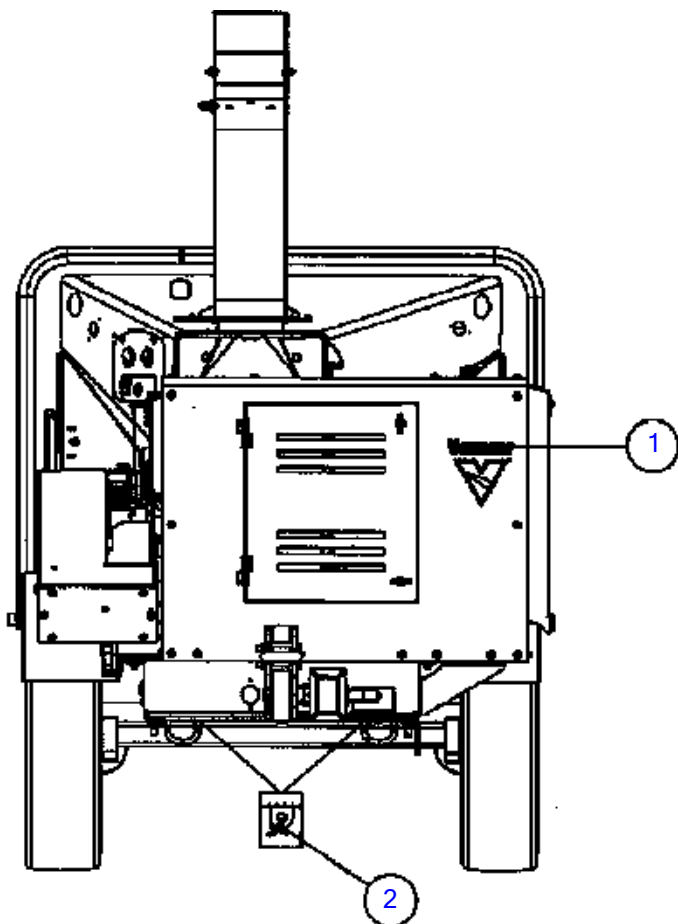
Decal Listing Top - Int.

Fig 08-13


REF NO.	PART NO.	DESCRIPTION	QTY.	REMARKS
1	2326940	DECAL-NOTICE TO OWNERS	1	
2	70001522	DECAL - KNIFE GAUGE	1	
3	700IB505	DECAL - WARNING STRIPE	1	

Decal Listing Front - Int.

Fig 08-14



Vermeer



Decal Listing Front - Int.

Fig 08-14

REF NO.	PART NO.	DESCRIPTION	QTY.	REMARKS
1	7000D010	DECAL - COSMETIC V - 12.00"	1	
2	7000I834	DECAL - TIE DOWN POINT	2	

Decal Listing Rear - Int.

Fig 08-15

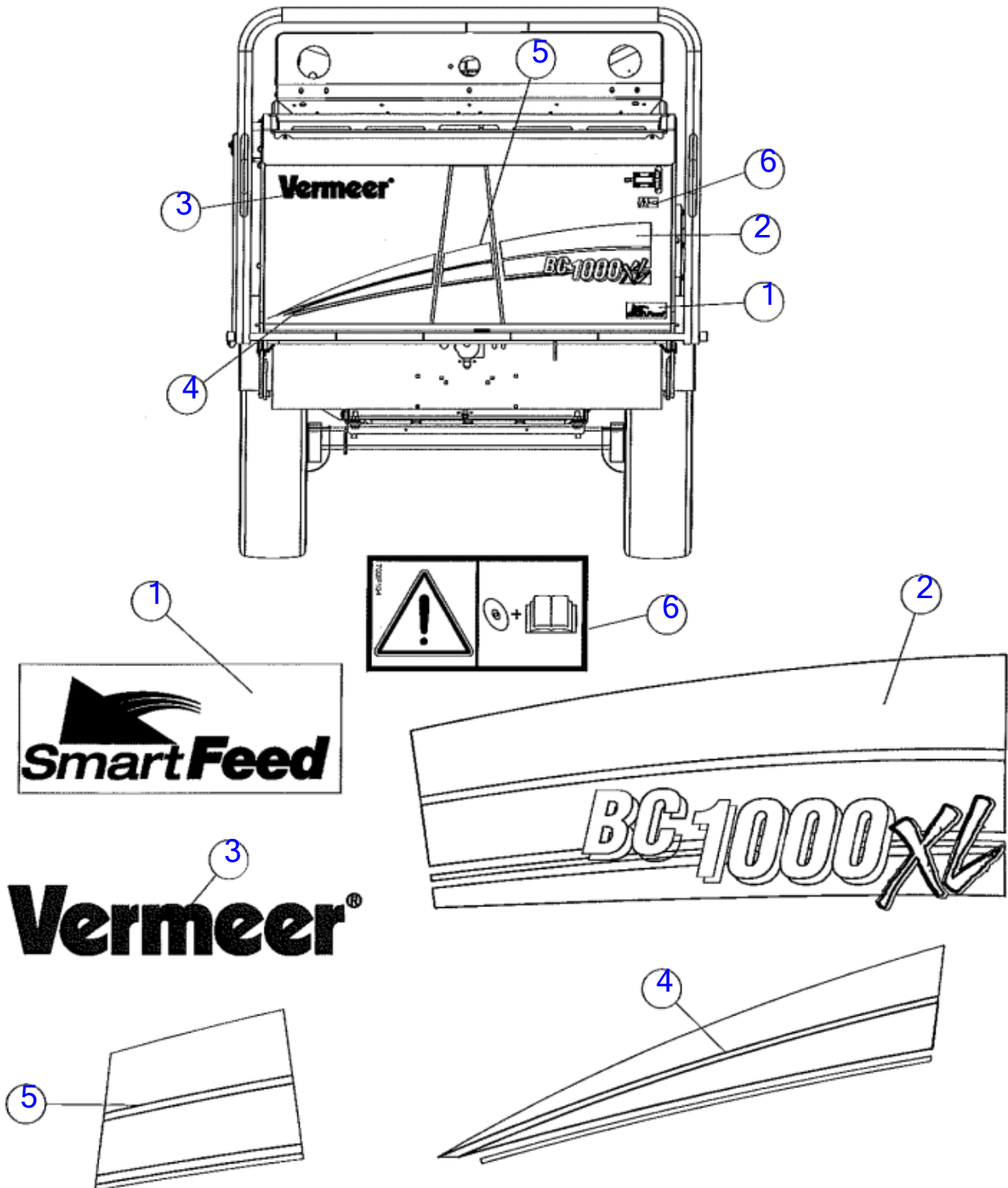


ILLUSTRATION NO. 163672325 Do Not Order

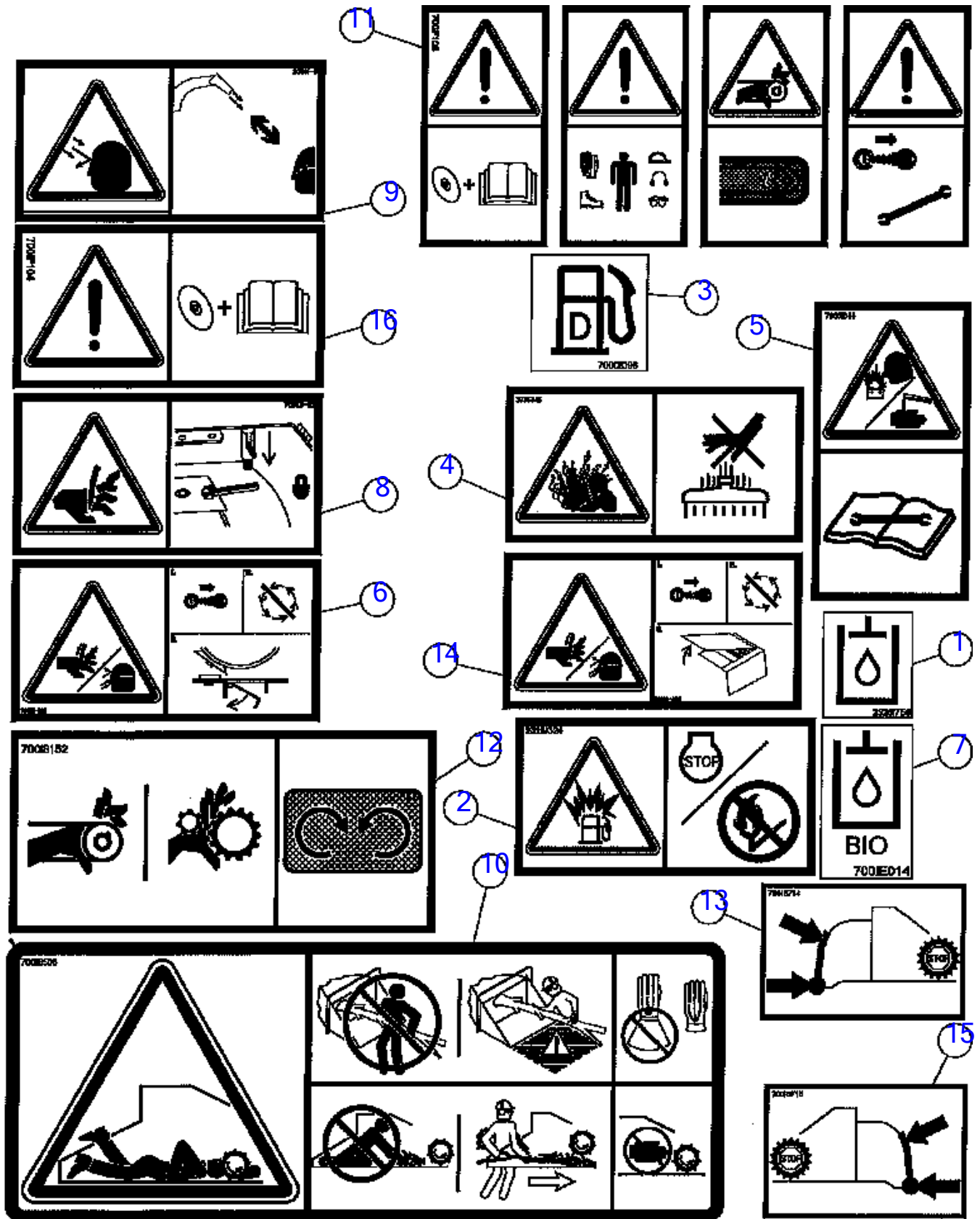
Decal Listing Rear - Int.

Fig 08-15

REF NO.	PART NO.	DESCRIPTION	QTY.	REMARKS
1	7000B732	DECAL - SMARTFEED	1	
2	7000D681	DECAL-BC1000XL REAR STRIPE RIGHT	1	
3	2326608	DECAL-VERMEER 4"	1	
4	7000D346	DECAL-BC1500 INFEED TABLE STRIPE LEFT	1	
5	7000D345	DECAL-BC1500 INFEED TABLE STRIPE MIDDLE	1	
6	700IF104	DECAL-WARNING WATCH VIDEO, READ O/M	1	

Decal Listing - No Txt.

Fig 08-16




Decal Listing - No Txt.

Fig 08-16

REF NO.	PART NO.	DESCRIPTION	QTY.	REMARKS
1	2326I756	DECAL-HYDRAULIC FLUID	1	
2	2326I324	DECAL - WARNING EXPLOSION	1	
3	7000I098	DECAL-DIESEL FUEL	1	
4	2326I315	DECAL-WARNING	1	
5	7000I044	DECAL-WARNING	1	
6	700IB289	DECAL - DANGER	1	
7	700IE014	DECAL-BIODEGRADABLE OIL	1	
8	700IB290	DECAL - WARNING	1	
9	2326I323	DECAL-WARNING	2	
10	700IB506	DECAL - DANGER	4	
11	700IF105	DECAL-WARNING 4-PANEL	1	
12	700IB152	DECAL - WARNING	1	
13	700IB714	DECAL - PUSH BAR STOP FEED (RIGHT)	1	
14	700IA456	DECAL-DANGER (AT)	1	
15	700IB715	DECAL - PUSH BAR STOP FEED (LEFT)	1	
16	700IF104	DECAL-WARNING WATCH VIDEO, READ O/M	1	

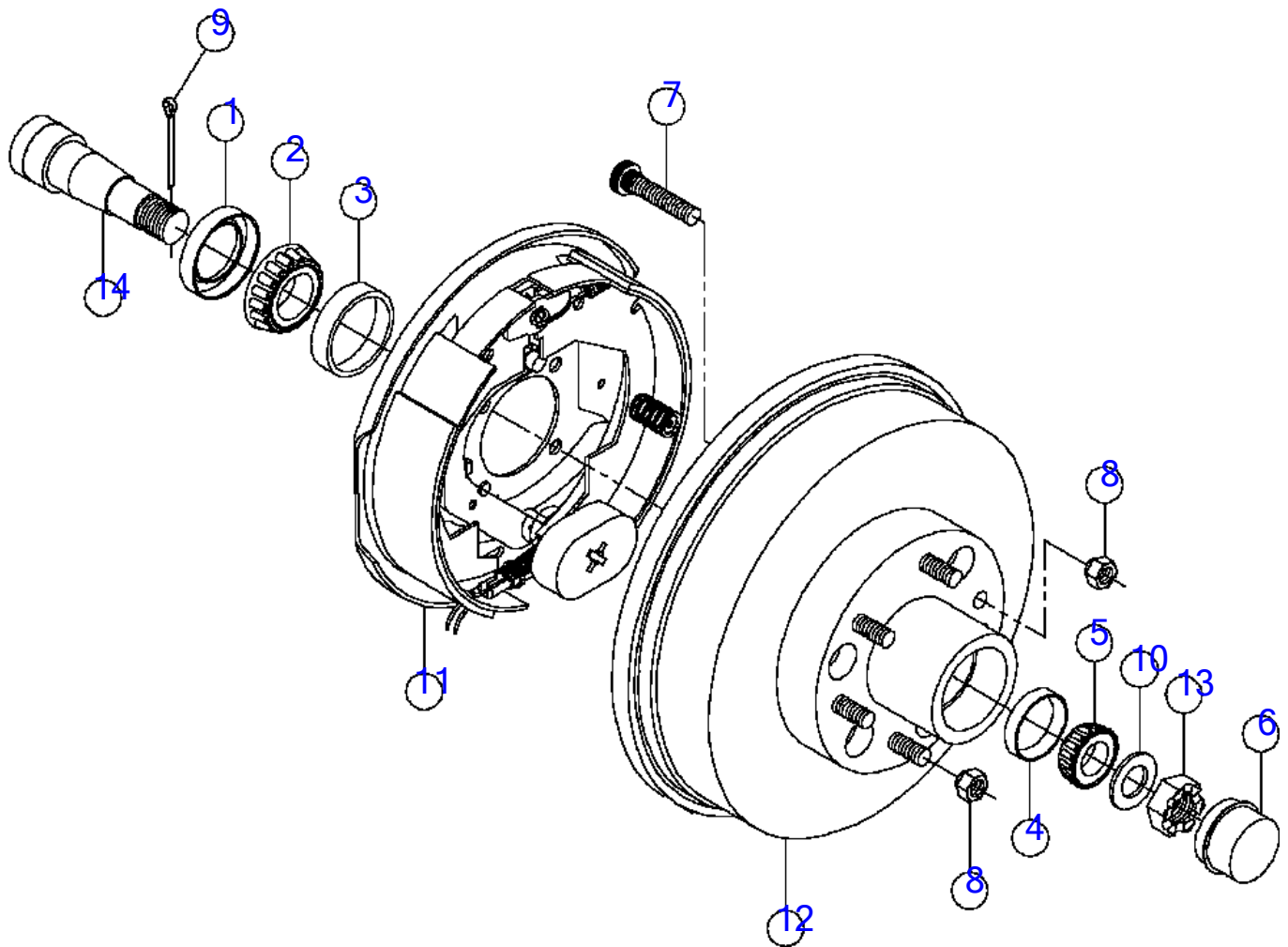
Breakdown Components
Fig 09



5200LB Axle Hub - Drum	Fig	09-01
5200LB Axle Hub - Drum	Fig	09-01R01
5200LB Electric Brakes	Fig	09-02
7000LB Axle Hub - Drum	Fig	09-03
7000LB Axle Hub - Drum	Fig	09-03R01
7000LB Electric Brakes	Fig	09-04
Drive Shaft	Fig	09-05
Manifold - Direction & Pressure Relief	Fig	09-06
Cat 49HP Air Cleaner	Fig	09-07
Cummins 85HP Air Cleaner	Fig	09-08
Cat 49HP Engine	Fig	09-09
Cummins 85HP Engine (SN 15079-15475)	Fig	09-10
Cummins 85HP Engine (SN 15476-)	Fig	09-10R01
Hydraulic Motor	Fig	09-11
Cummins 85HP Radiator/Charge Air Cooler	Fig	09-12
Axle & Drum (Hydraulic Brakes)	Fig	09-13
Hydraulic Brakes	Fig	09-14
Cummins 74HP T4I Engine	Fig	09-15

5200LB Axle Hub - Drum

Fig 09-01



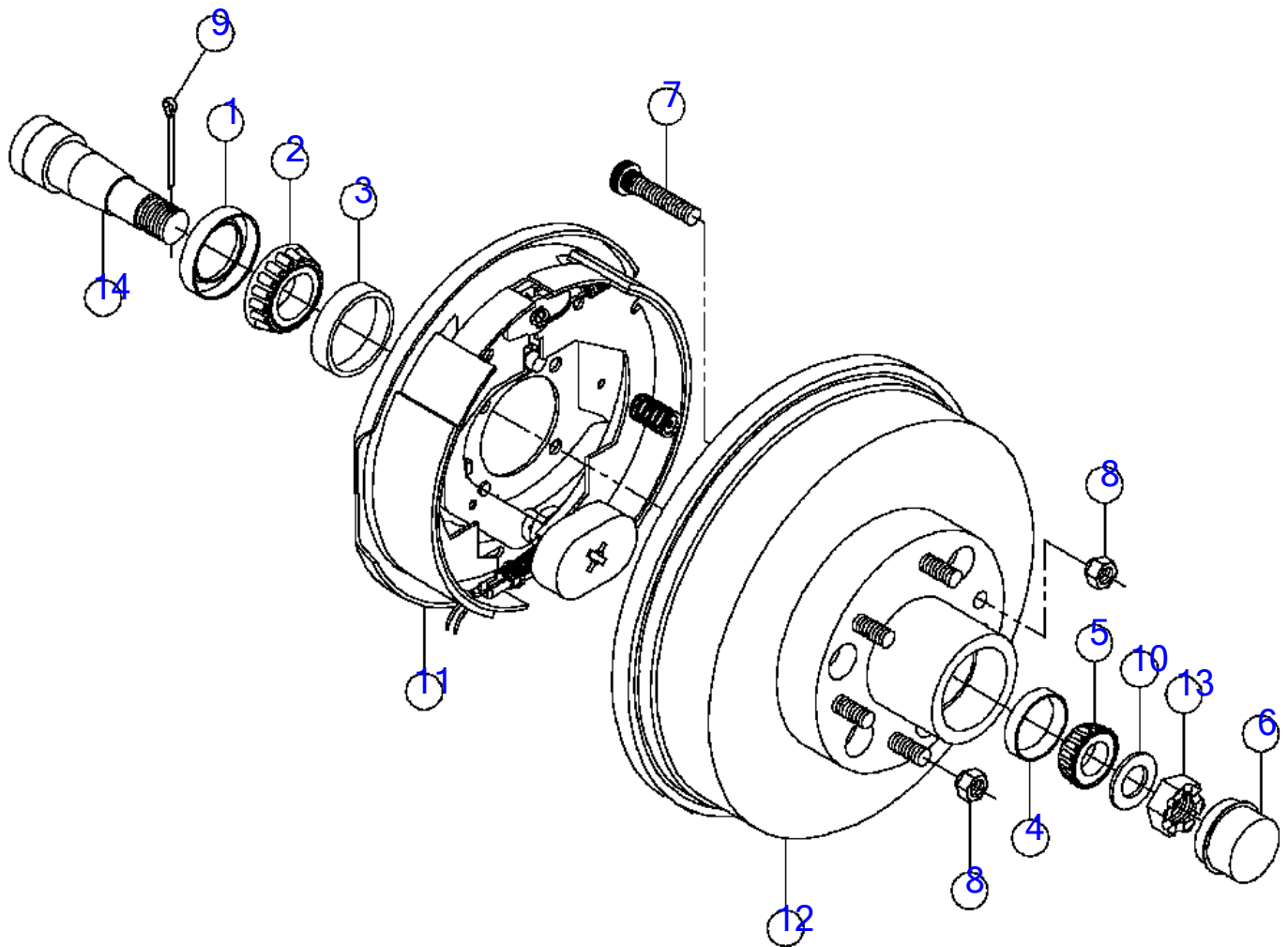
5200LB Axle Hub - Drum

Fig 09-01

REF NO.	PART NO.	DESCRIPTION	QTY.	REMARKS
1	154911001	SEAL - GREASE	1	
2	1716023	TIMKEN CONE 1 3/4" #25580	1	
2	(154912001)	CONE - INNER BEARING	1	
3	1715023	TIMKEN CUP 1 3/4in - 25520	1	
3	(154913001)	CUP - INNER BEARING	1	
4	154914001	CUP - OUTER BEARING	1	
5	154915001	CONE - OUTER BEARING	1	
6	131334011	CAP-GREASE	1	
6	(154916001)	CAP - GREASE	1	
7	131334017	STUD-WHEEL (1/2" - 20 X 1.99")	6	
7	(154867001)	WHEEL STUD - PRESSED	6	
8	131334019	NUT WHEEL	6	
8	(154868001)	WHEEL NUT - 1/2-20	6	
9	154871001	PIN - COTTER	1	
10	131334013	WASHER SPINDLE	1	
10	(154872001)	WASHER - SPINDLE	1	
11	131334005	BRAKE ASSEMBLY-LEFT	1	Breakdown Fig. 9-2
11	(154896001)	BRAKE ASSEMBLY - LH, COMPLETE	1	Breakdown Fig. 9-2
	131334007	BRAKE ASSEMBLY-RIGHT	1	Breakdown Fig. 9-2
	(154897001)	BRAKE ASSEMBLY - RH, COMPLETE	1	Breakdown Fig. 9-2
12	154901001	HUB - GREASE B.C. 6 X 5.50	1	Inc. Ref. No.'s 3, 4 & 7
13	147907001	SPINDLE NUT	1	
14	180006500	AXLE - TORSION, ELECTRIC BRAKES	1	Inc. Ref. 1-2

5200LB Axle Hub - Drum

Fig 09-01R01



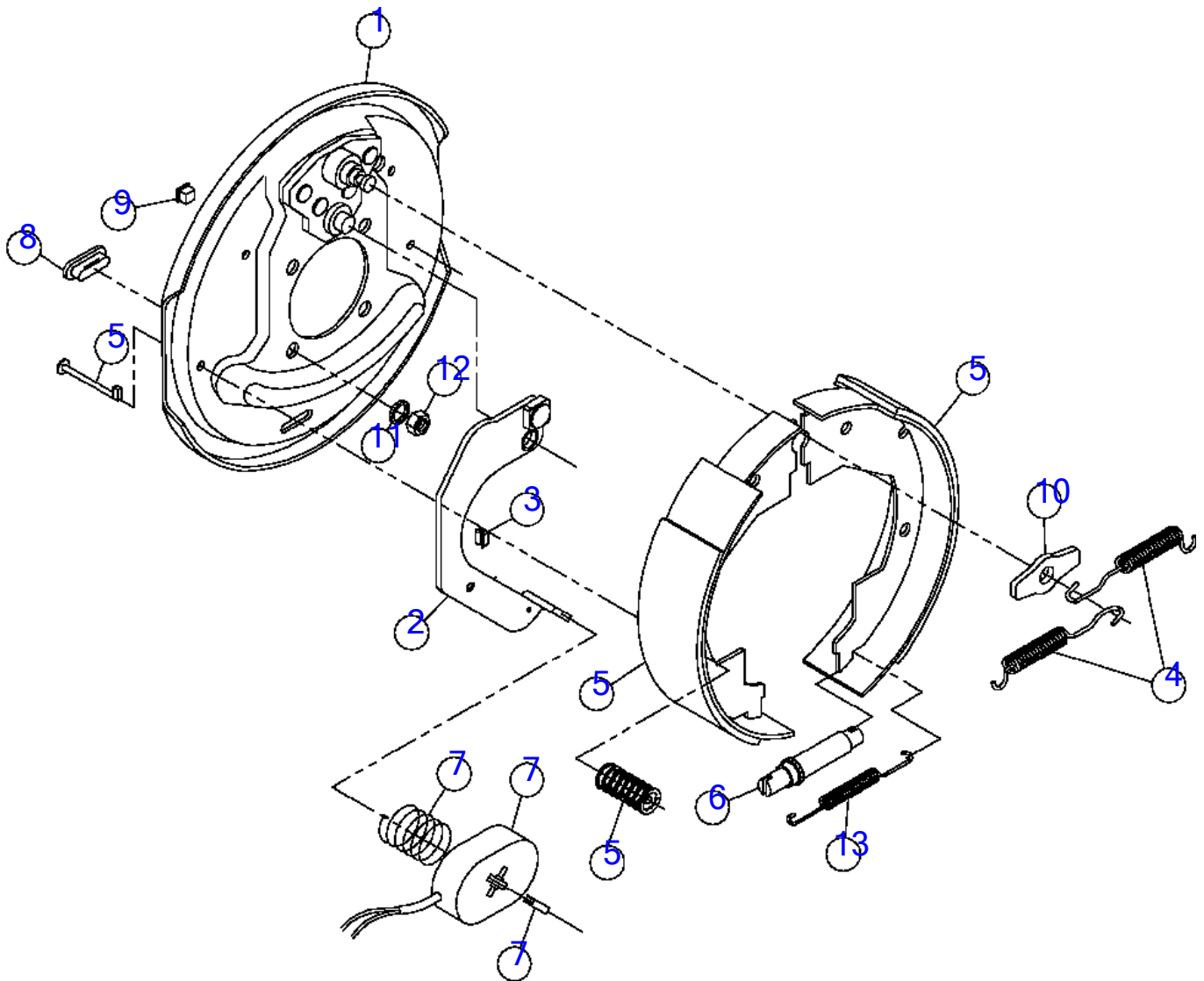
5200LB Axle Hub - Drum

Fig 09-01R01

REF NO.	PART NO.	DESCRIPTION	QTY.	REMARKS
1	154911001	SEAL - GREASE	1	
2	1716023	TIMKEN CONE 1 3/4" #25580	1	
2	(154912001)	CONE - INNER BEARING	1	
3	1715023	TIMKEN CUP 1 3/4in - 25520	1	
3	(154913001)	CUP - INNER BEARING	1	
4	154914001	CUP - OUTER BEARING	1	
5	154915001	CONE - OUTER BEARING	1	
6	131334011	CAP-GREASE	1	
6	(154916001)	CAP - GREASE	1	
7	131334017	STUD-WHEEL (1/2" - 20 X 1.99")	6	
7	(154867001)	WHEEL STUD - PRESSED	6	
8	131334019	*NUT-WHEEL	6	
9	154871001	PIN - COTTER	1	
10	131334013	WASHER SPINDLE	1	
10	(154872001)	WASHER - SPINDLE	1	
11	131334005	BRAKE ASSEMBLY-LEFT	1	Breakdown Fig. 9-2
11	(154896001)	BRAKE ASSEMBLY - LH, COMPLETE	1	Breakdown Fig. 9-2
	131334007	BRAKE ASSEMBLY-RIGHT	1	Breakdown Fig. 9-2
	(154897001)	BRAKE ASSEMBLY - RH, COMPLETE	1	Breakdown Fig. 9-2
12	154901001	HUB - GREASE B.C. 6 X 5.50	1	Inc. Ref. No.'s 3, 4 & 7
13	147907001	SPINDLE NUT	1	
14	180006500	AXLE - TORSION, ELECTRIC BRAKES	1	Inc. Ref. 1-2

5200LB Electric Brakes

Fig 09-02



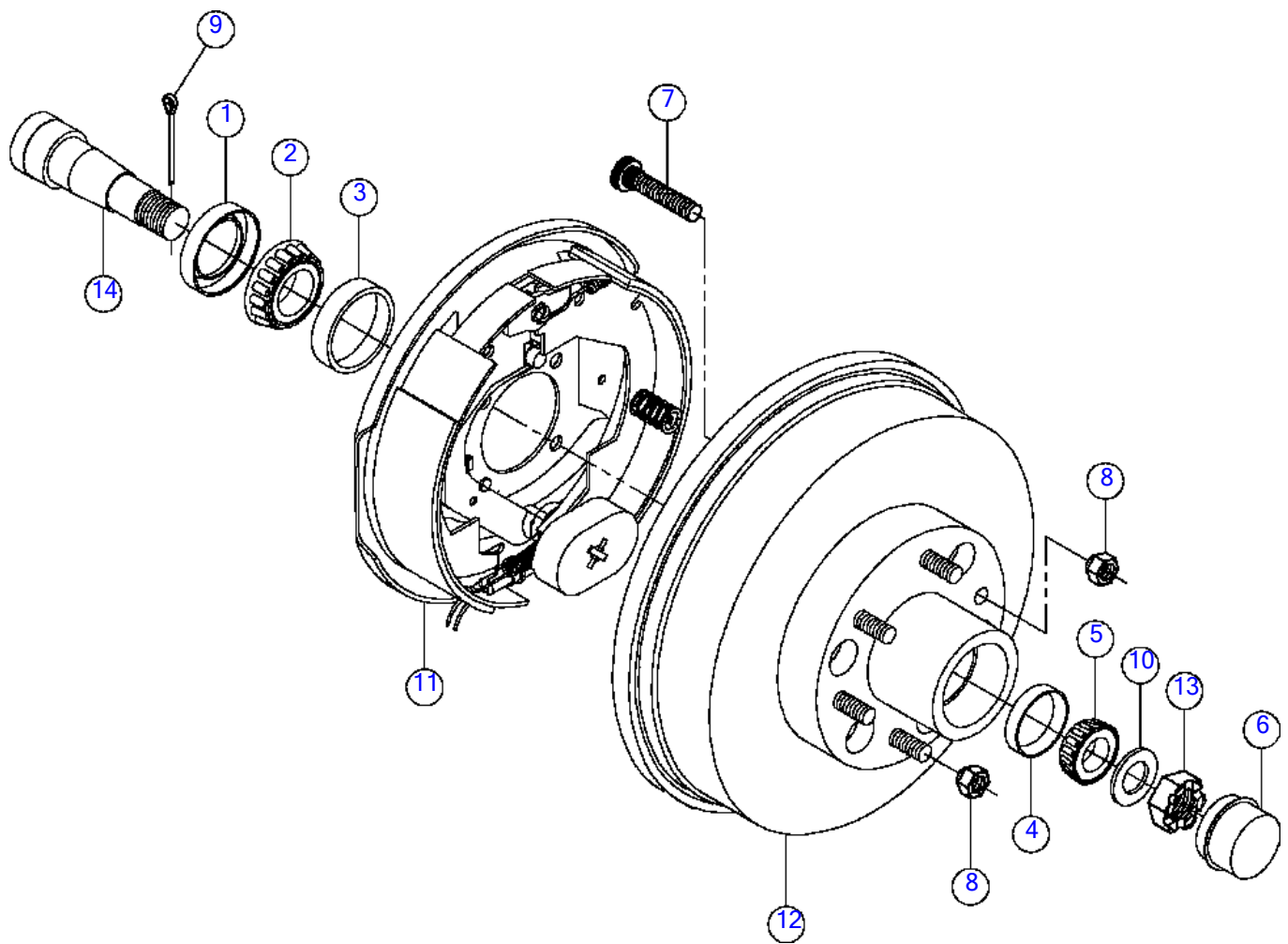
5200LB Electric Brakes

Fig 09-02

REF NO.	PART NO.	DESCRIPTION	QTY.	REMARKS
1	154898001	BACKING PLATE ASSEMBLY	1	
2	154899001	LH ACTUATING LEVER ARM ASSY	1	
	154900001	RH ACTUATING LEVER ARM ASSY	1	
3	154882001	CLIP - WIRE	1	
4	154883001	SPRING - RETRACTOR	1	
5	131334009	SHOE AND LININGS KIT	1	
5	(154903001)	KIT - SHOE AND LINING	1	
6	154885001	ADJUSTER - ASSY	1	
7	154905001	KIT - MAGNET	1	
8	154887001	PLUG	1	
9	296253394	WIRE GROMMET	1	
9	(154888001)	GROMMET - WIRE	1	
10	154881001	WASHER - BRAKE	1	
11	154909001	LOCKWASHER - BRAKES	1	
12	154910001	NUT - BRAKE MOUNTING	1	
13	131334029	SPRING-ADJUSTING SCREW	1	
13	(140193037)	SPRING, ADJUSTOR	1	
	131334005	BRAKE ASSEMBLY-LEFT	A/R	Inc. Ref. 1-13
	(154896001)	BRAKE ASSEMBLY - LH, COMPLETE	A/R	Inc. Ref. 1-13
	131334007	BRAKE ASSEMBLY-RIGHT	A/R	Inc. Ref. 1-13
	(154897001)	BRAKE ASSEMBLY - RH, COMPLETE	A/R	Inc. Ref. 1-13

7000LB Axle Hub - Drum

Fig 09-03



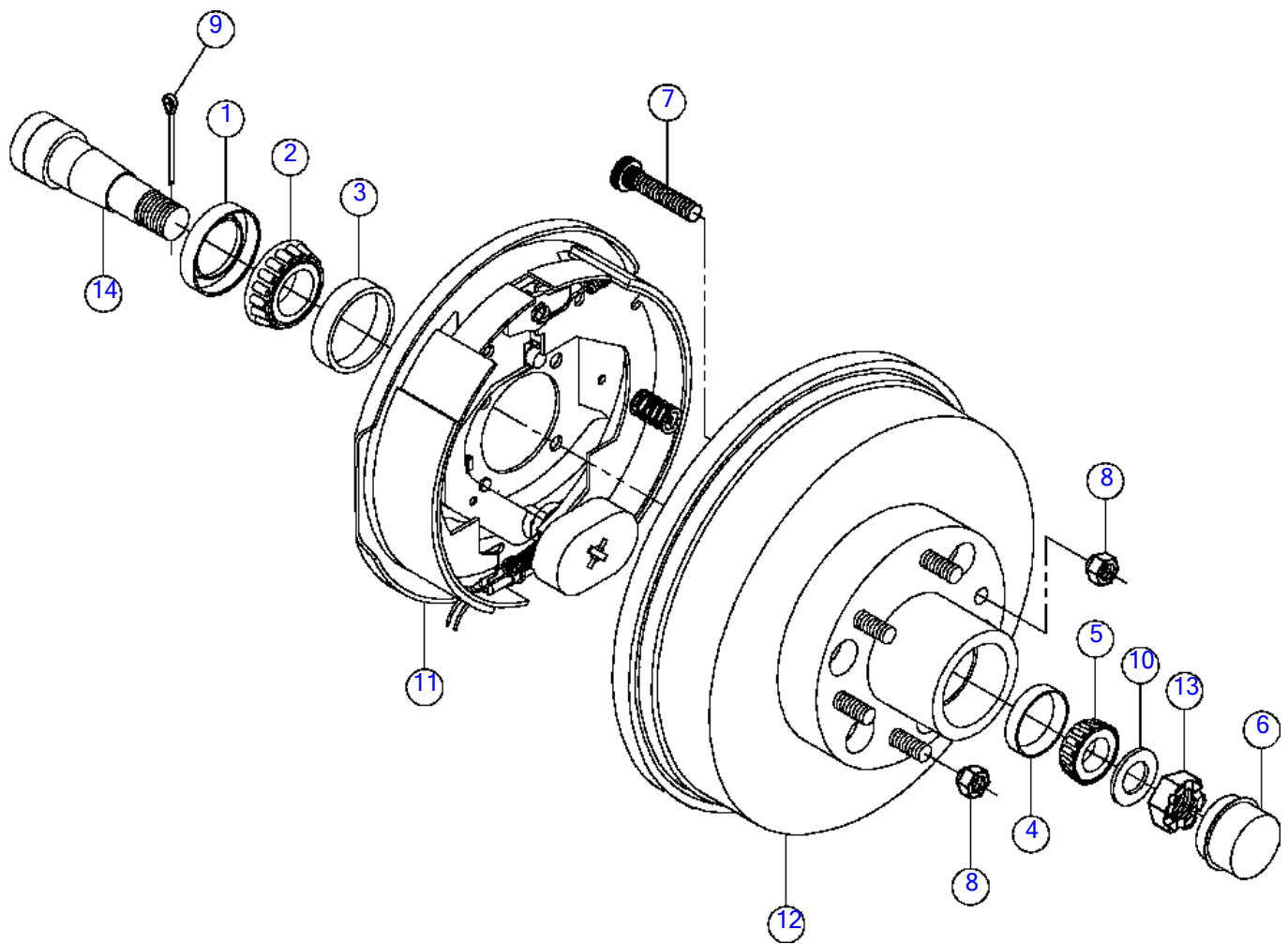
7000LB Axle Hub - Drum

Fig 09-03

REF NO.	PART NO.	DESCRIPTION	QTY.	REMARKS
1	154911001	SEAL - GREASE	1	
2	1716023	TIMKEN CONE 1 3/4" #25580	1	
2	(154912001)	CONE - INNER BEARING	1	
3	1715023	TIMKEN CUP 1 3/4in - 25520	1	
3	(154913001)	CUP - INNER BEARING	1	
4	296263379	CUP - OUTER BEARING	1	
5	296263380	OUTER BEARING CONE (14125A)	1	
6	147906001	DUST CAP	1	
7	180011680	STUD-WHEEL (1/2" - 20 X 2.65")	6	
8	234133031	NUT 9/16 DIA. CONE	6	
9	154871001	PIN - COTTER	1	
10	116621019	SPINDLE WASHER	1	
11	131334005	BRAKE ASSEMBLY-LEFT	1	
	131334007	BRAKE ASSEMBLY-RIGHT	1	
12	154901001	HUB - GREASE B.C. 6 X 5.50	1	Inc. Ref. 3, 4, & 7
13	147907001	SPINDLE NUT	1	
	163640346	AXLE-TORSION ELECTRIC BRAKES	1	Inc. Ref. 1-13

7000LB Axle Hub - Drum

Fig 09-03R01



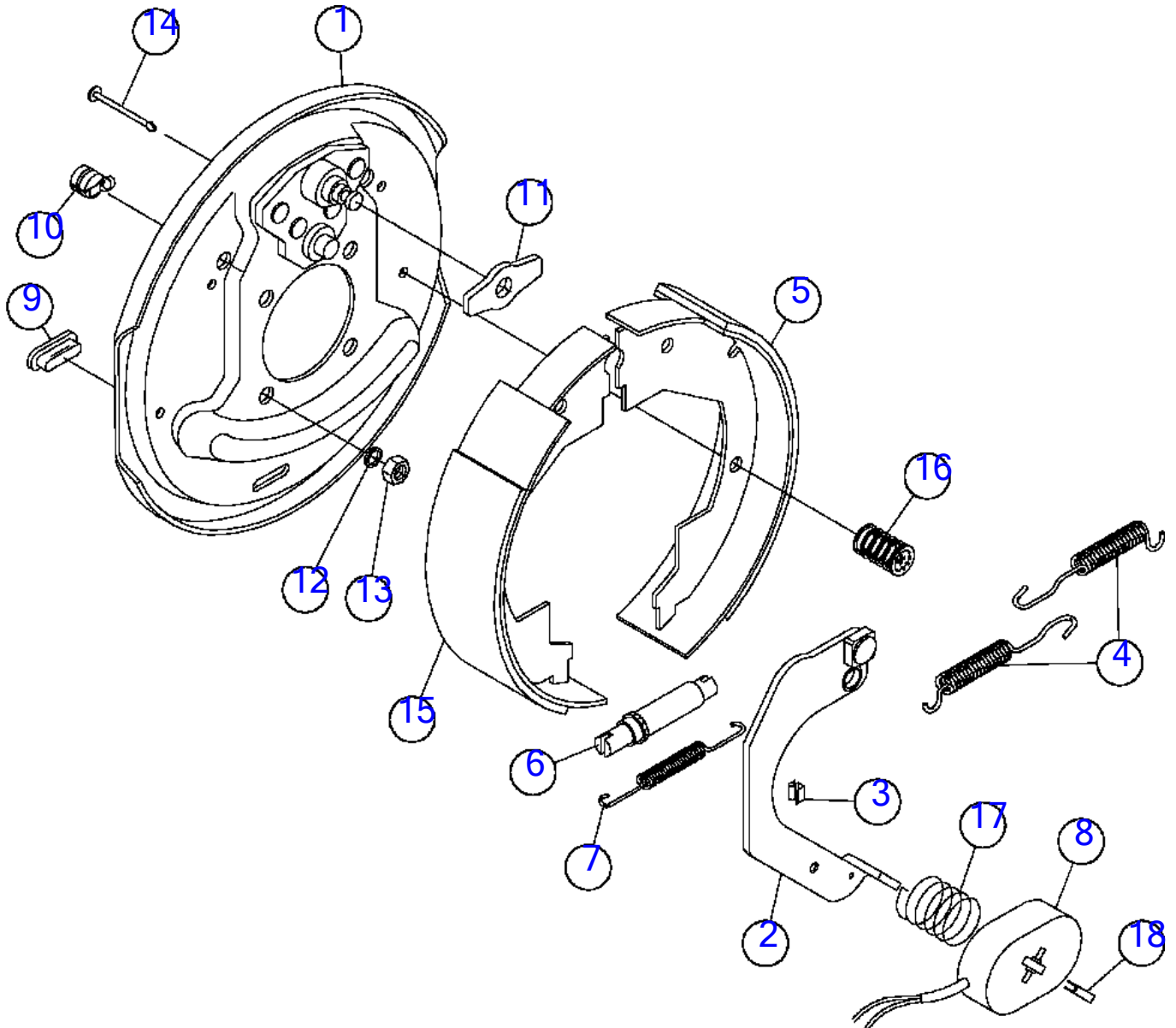
7000LB Axle Hub - Drum

Fig 09-03R01

REF NO.	PART NO.	DESCRIPTION	QTY.	REMARKS
1	154911001	SEAL - GREASE	1	
2	1716023	TIMKEN CONE 1 3/4" #25580	1	
2	(154912001)	CONE - INNER BEARING	1	
3	1715023	TIMKEN CUP 1 3/4in - 25520	1	
3	(154913001)	CUP - INNER BEARING	1	
4	296263379	CUP - OUTER BEARING	1	
5	296263380	OUTER BEARING CONE (14125A)	1	
6	147906001	DUST CAP	1	
7	180011680	STUD-WHEEL (1/2" - 20 X 2.65")	6	
8	131334019	*NUT-WHEEL	6	
9	154871001	PIN - COTTER	1	
10	116621019	SPINDLE WASHER	1	
11	131334005	BRAKE ASSEMBLY-LEFT	1	
	131334007	BRAKE ASSEMBLY-RIGHT	1	
12	154901001	HUB - GREASE B.C. 6 X 5.50	1	Inc. Ref. 3, 4, & 7
13	147907001	SPINDLE NUT	1	
	163640346	AXLE-TORSION ELECTRIC BRAKES	1	Inc. Ref. 1-13

7000LB Electric Brakes

Fig 09-04

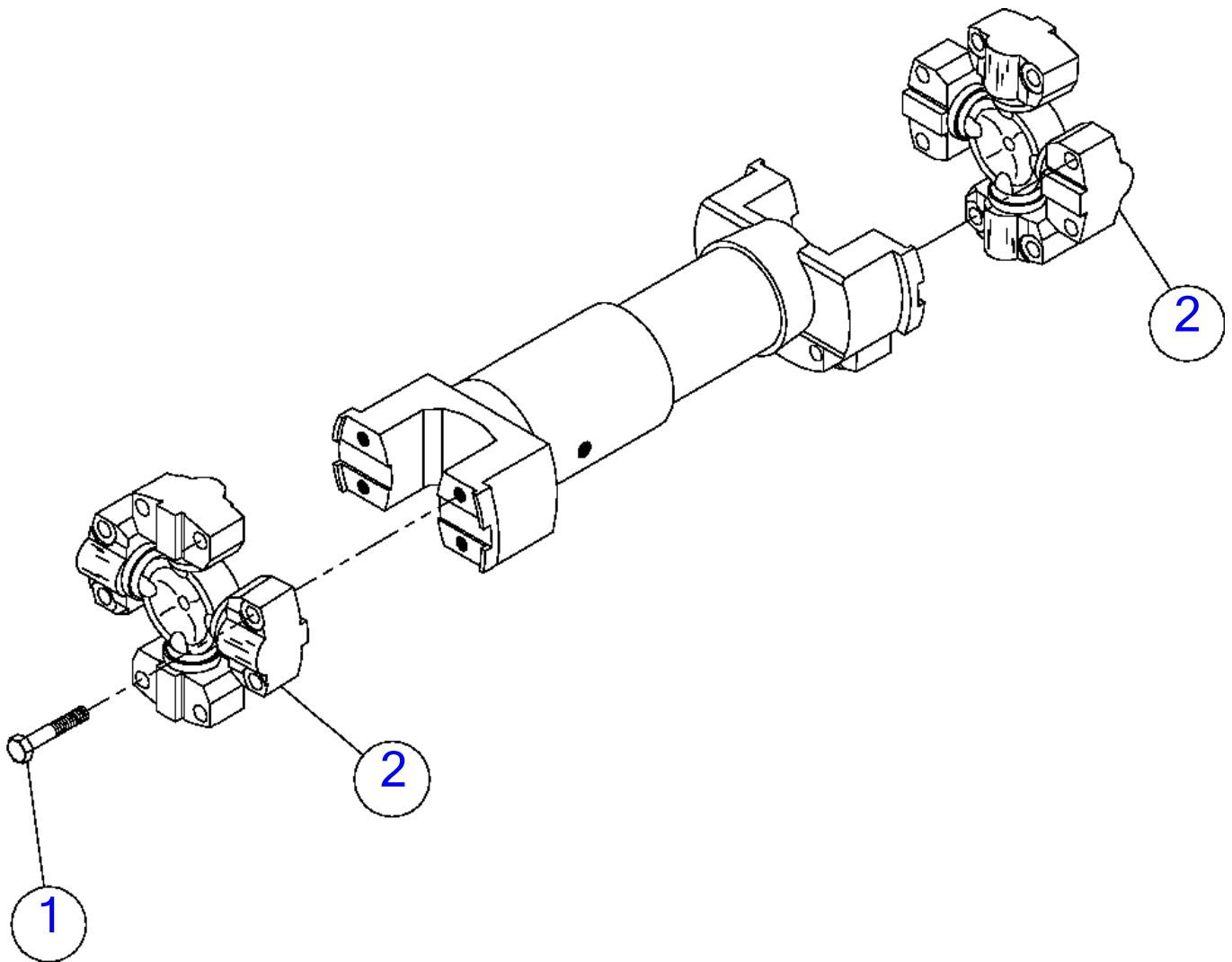


7000LB Electric Brakes

Fig 09-04

REF NO.	PART NO.	DESCRIPTION	QTY.	REMARKS
1	147936001	BACKING PLATE ASSEMBLY	1	
2	154899001	LH ACTUATING LEVER ARM ASSY	1	
	154900001	RH ACTUATING LEVER ARM ASSY	1	
3	154882001	CLIP - WIRE	2	
4	154883001	SPRING - RETRACTOR	2	
5	147937001	PRIMSRY SHOE & LINING	1	
6	154885001	ADJUSTER - ASSY	1	
7	147910001	LH SHOE & LINING KIT	1	
7	(140193007)	SHOE&LINING ASSY-PRIMARY LH	1	
8	163145001	MAGNET	1	
9	79845033	PLUG- # 46-7	1	
10	296253394	WIRE GROMMET	1	
11	154881001	WASHER - BRAKE	1	
12	154909001	LOCKWASHER - BRAKES	5	
13	154910001	NUT - BRAKE MOUNTING	5	
14	131334039	PIN-SHOE HOLD DOWN	2	
15	147941001	SHOE & LINING KIT	1	
15	(147939001)	SECONDARY SHOE & LINING	1	
16	131334043	SPRING-SHOE HOLD DOWN	1	
17	131334045	SPRING-MAGNET	1	
18	131334047	CLIP-MAGNET	1	
	234133003	BRAKE ASSY-2X12 ELECTRIC (LH)	1	Inc. Ref. 1-18
	234133005	BRAKE ASSY-2X12 ELECTRIC (RH)	1	Inc. Ref. 1-18
	147941001	SHOE & LINING KIT	1	Inc. Ref. 5, 14-16
	281001031	MAGNET KIT	1	Inc. Ref. 8, 17, & 18
	(147940001)	MAGNET KIT	1	Inc. Ref. 8, 17, & 18

Drive Shaft
Fig 09-05

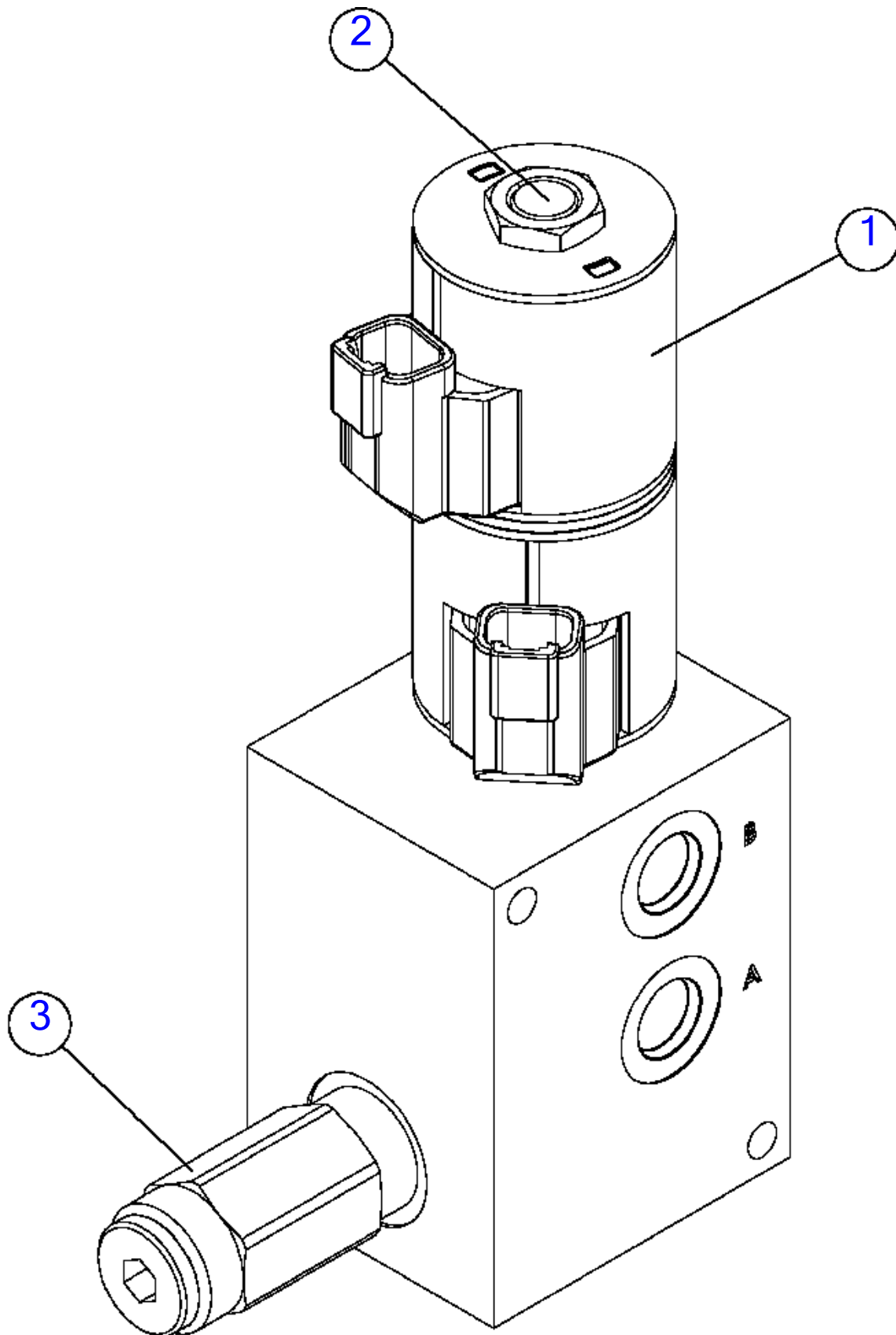


Drive Shaft
Fig 09-05

REF NO.	PART NO.	DESCRIPTION	QTY.	REMARKS
1	155025001	CAPSCREW - HEXHEAD 09366J	8	
2	155027001	U-JOINT ASSEMBLY	2	
	155026001	U-JOINT ASSY. (INC. CAPSCREWS)	2	
	158463001	SHAFT - DRIVE	A/R	Inc. Ref. 1 & 2

Manifold - Direction & Pressure Relief

Fig 09-06



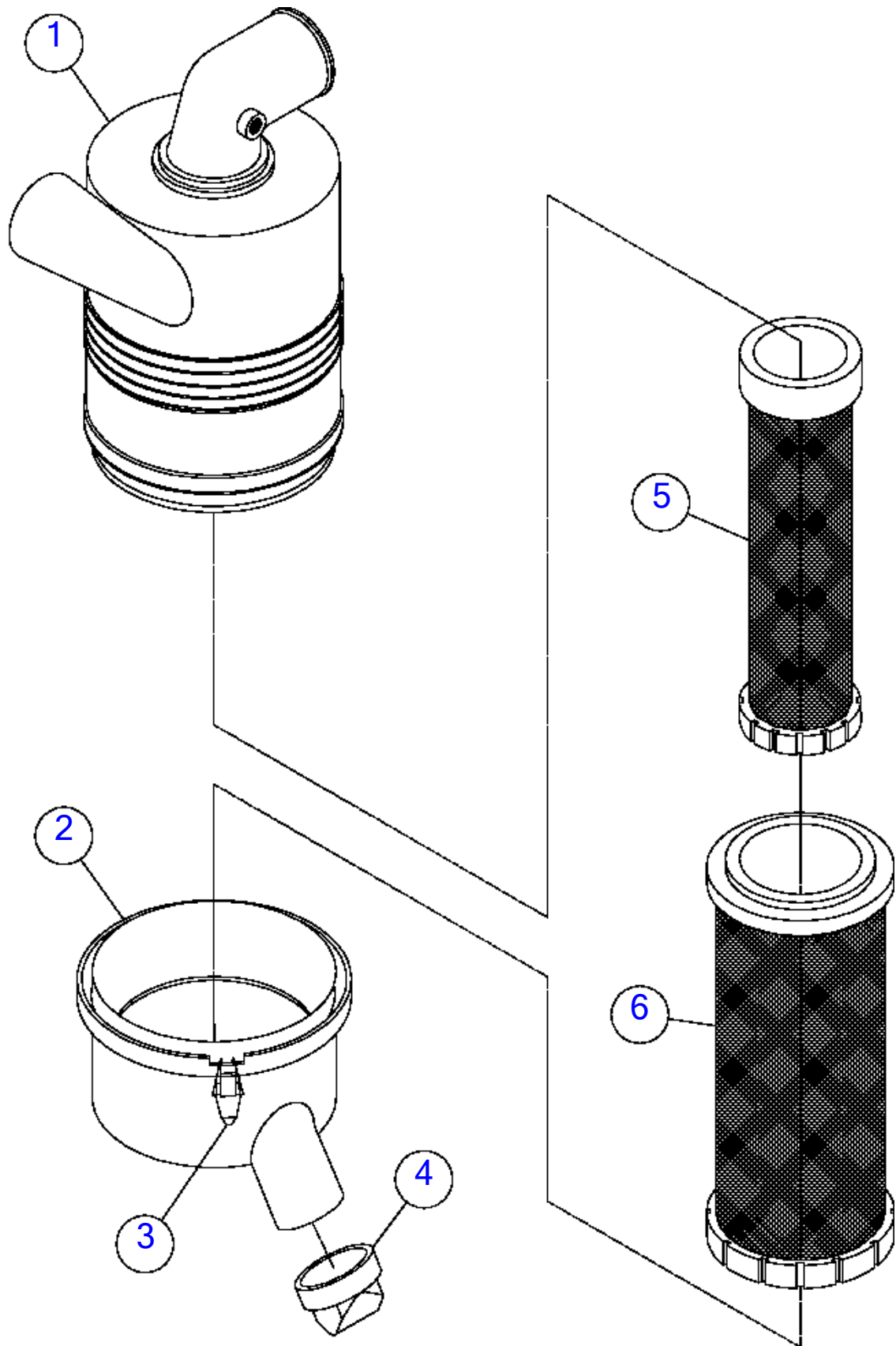
Manifold - Direction & Pressure Relief

Fig 09-06

REF NO.	PART NO.	DESCRIPTION	QTY.	REMARKS
1	163177001	COIL	2	
2	180014443	CARTRIDGE	1	
	206271007	REPAIR KIT	1	
	(180014444)	SEAL KIT	1	
3	163178001	RELIEF VALVE	1	
	228128009	SEAL KIT	1	
	163672067	MANIFOLD-HYD-DIRECTIONAL & PRESSURE RELIEF	A/R	Complete

Cat 49HP Air Cleaner

Fig 09-07



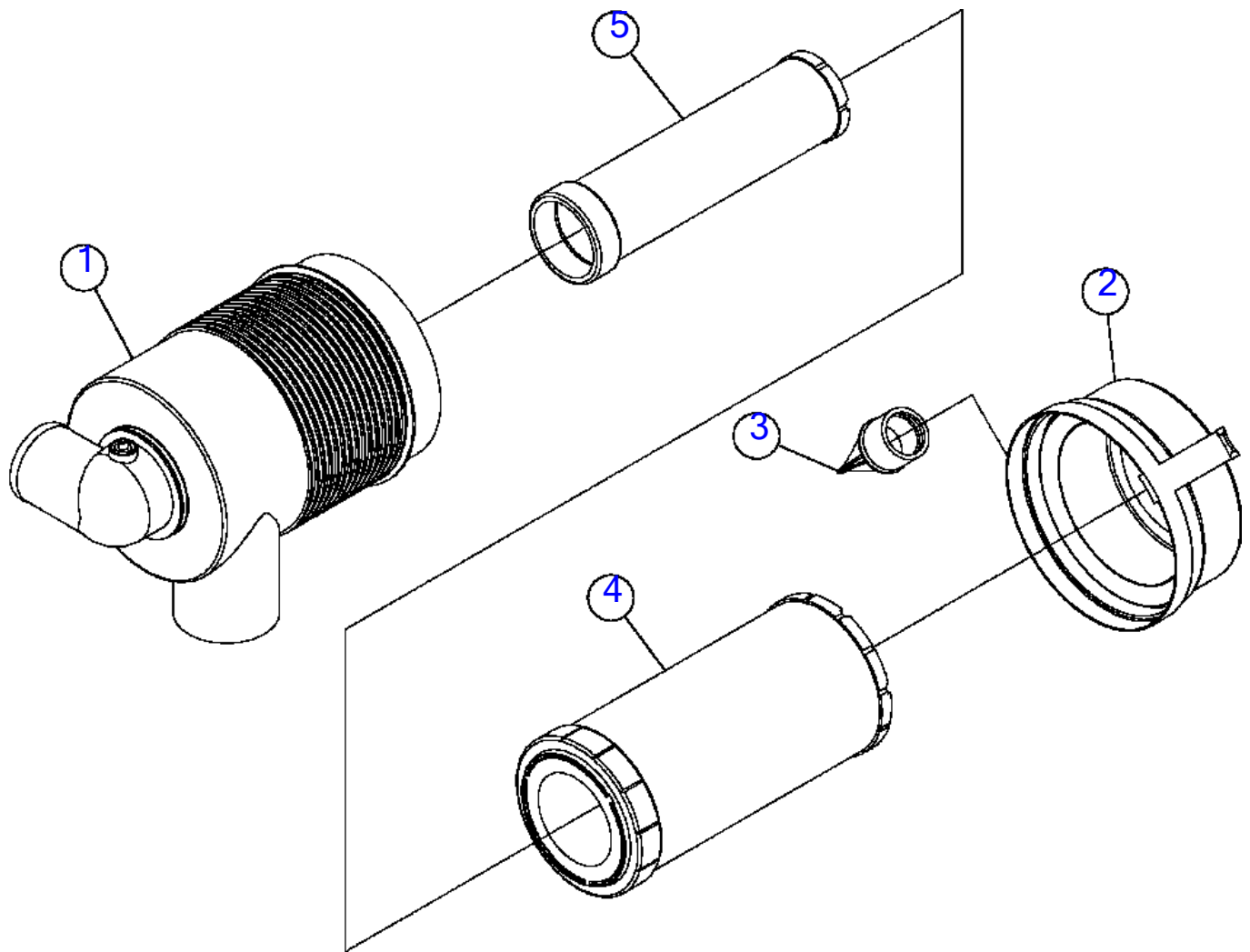
Cat 49HP Air Cleaner

Fig 09-07

REF NO.	PART NO.	DESCRIPTION	QTY.	REMARKS
1	143036001	AIR CLEANER - 6in, 90 DEG OUTLET	1	
1	(151942001)	BODY - AIR INTAKE	1	
2	151943001	COVER - AIR INTAKE	1	
3	224285013	LATCH ASSEMBLY	1	
4	220166009	VALVE	1	
5	151940001	FILTER - SAFETY	1	
6	151941001	FILTER - PRIMARY	1	
	143036001	AIR CLEANER - 6", 90 DEG OUTLET	A/R	Inc. Ref. 1-6

Cummins 85HP Air Cleaner

Fig 09-08

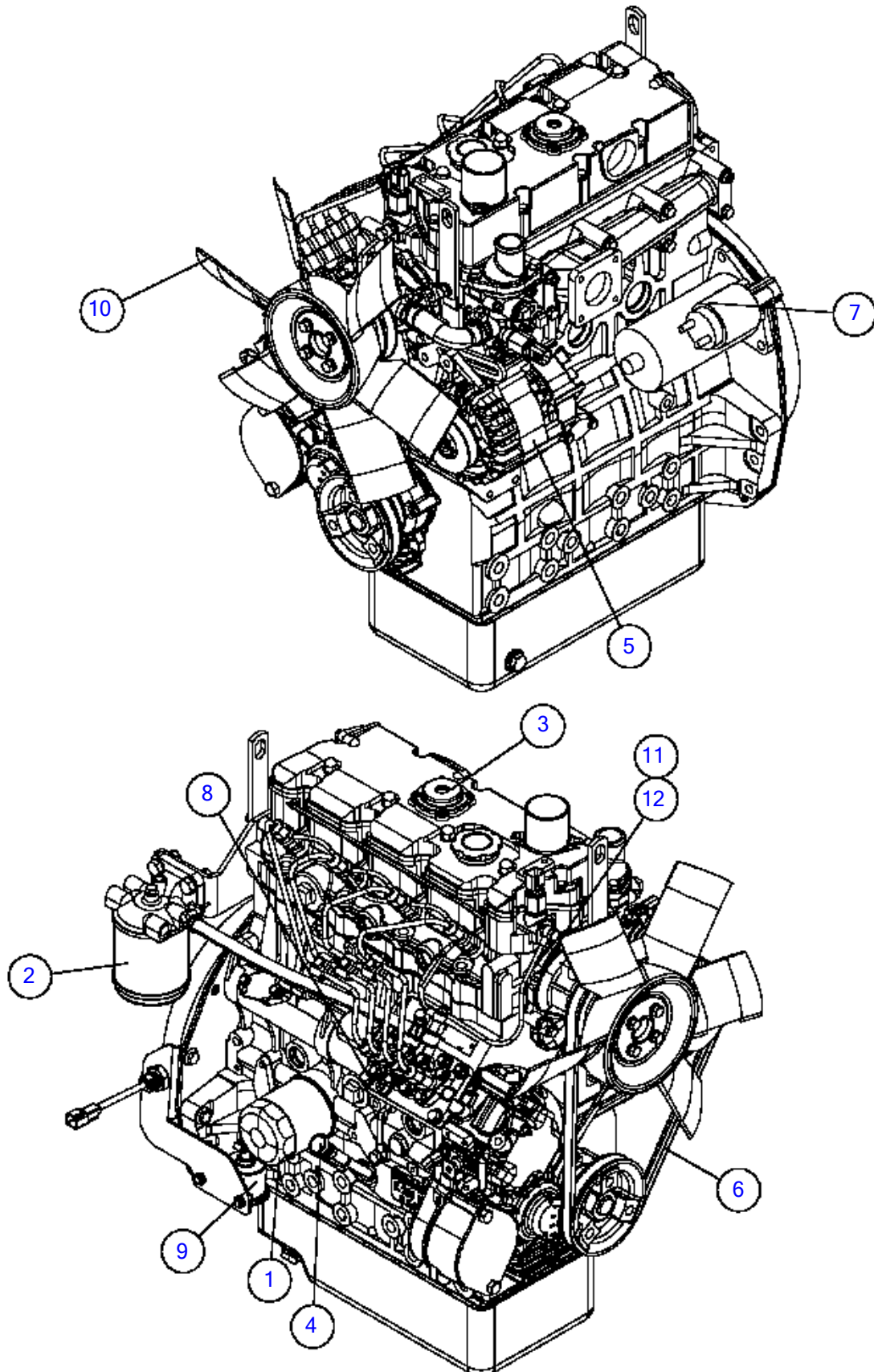


Cummins 85HP Air Cleaner
Fig 09-08

REF NO.	PART NO.	DESCRIPTION	QTY.	REMARKS
1		BODY ASSEMBLY	1	NSS
2	161568001	COVER ASSEMBLY	1	
3	161567001	VACUATOR VALVE	1	
4	256011003	ELEMENT ASSEMBLY	1	
5	161570001	SAFETY - ELEMENT	1	
	155957001	AIR FILTER	A/R	

Cat 49HP Engine

Fig 09-09



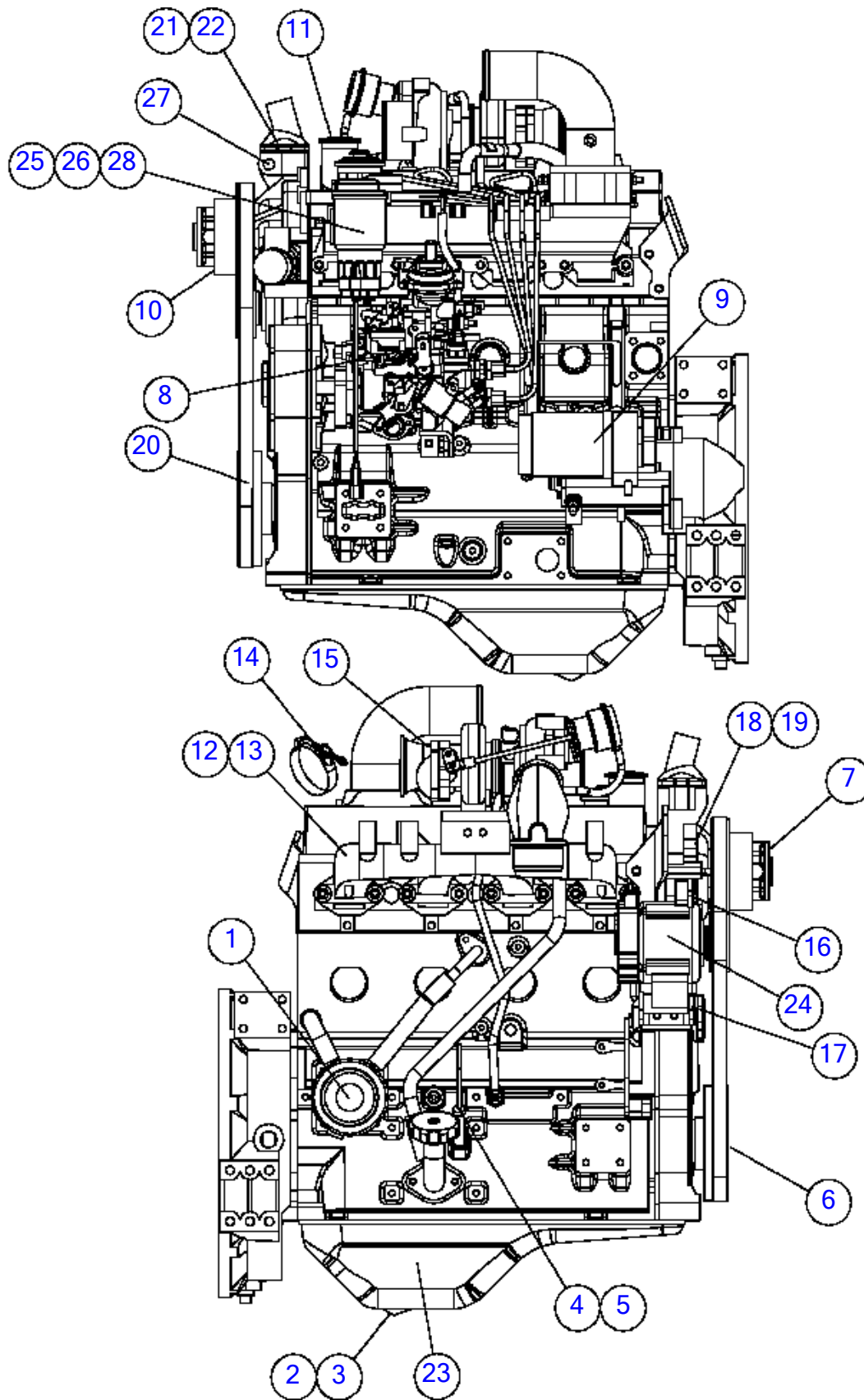
Cat 49HP Engine

Fig 09-09

REF NO.	PART NO.	DESCRIPTION	QTY.	REMARKS
1	180006987	ELEMENT-OIL FILTER	1	
2	15340001	ELEMENT-FUEL FILTER	1	
3	180006994	CAP-OIL FILL	1	
4	180006988	DIPSTICK	1	
5	180017145	ALTERNATOR	1	
6	180017137	BELT	1	
7	180017650	STARTER	1	
8	180018419	FUEL INJECTION PUMP	1	
9	180017143	ELECTRIC FUEL PUMP	1	
10	180006981	FAN BLADE	1	
11	180017138	WATER PUMP	1	
12	180017139	WATER PUMP GASKET	1	

Cummins 85HP Engine (SN 15079-15475)

Fig 09-10



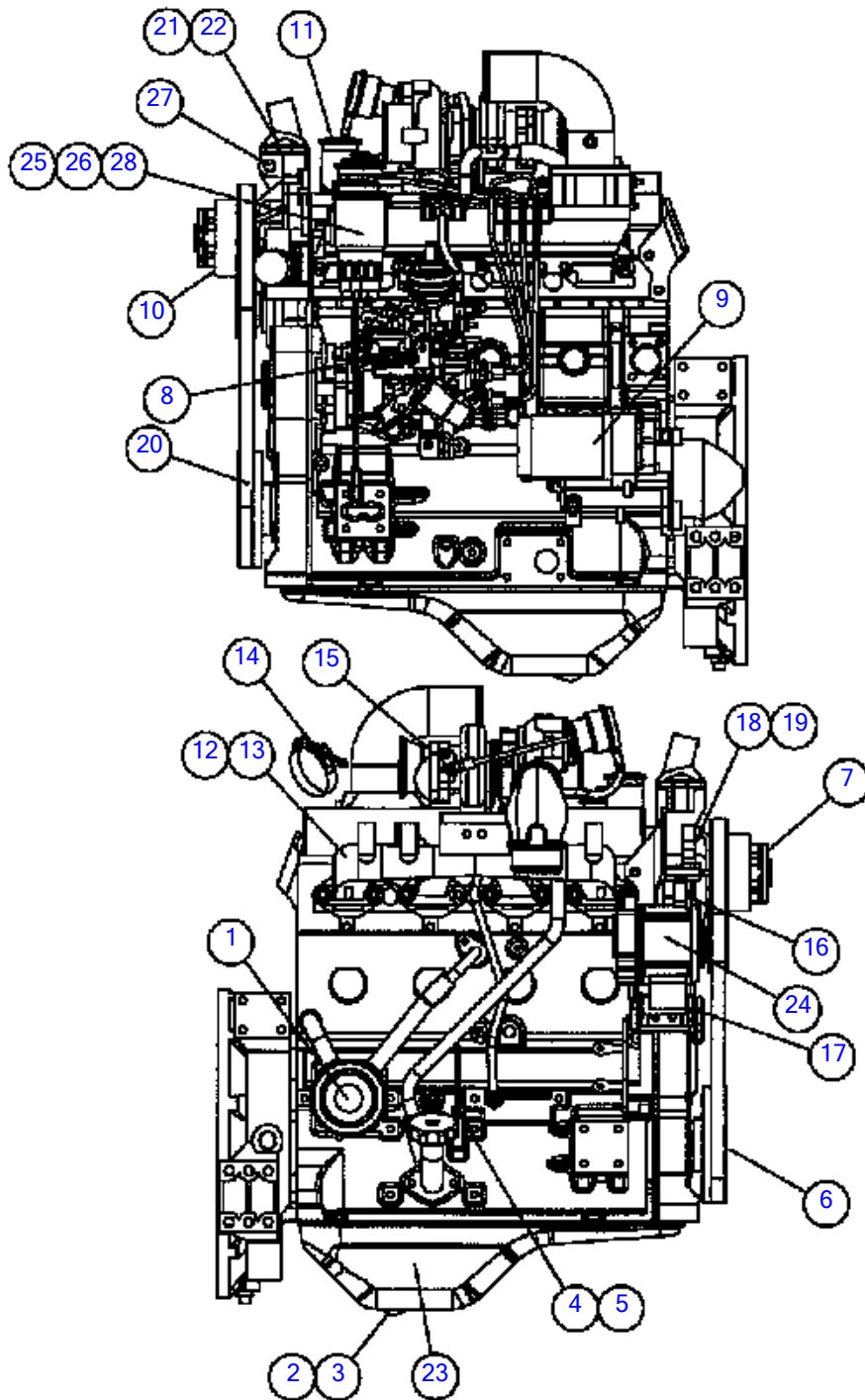
Cummins 85HP Engine (SN 15079-15475)

Fig 09-10

REF NO.	PART NO.	DESCRIPTION	QTY.	REMARKS
1	154908001	OIL FILTER - CUMMINS 3.3L	1	
1	(180011654)	REMOTE OIL FILTER	1	
2	154938001	PLUG - OIL PAN	1	
3	154939001	WASHER - DRAIN PLUG	1	
4	154907001	DIPSTICK - RIGHT SIDE, SHORT	1	
5	180014445	TUBE-DIPSTICK	1	
6	296278011	CRANKSHAFT PULLEY	1	
7	180018408	FAN SPACER	1	
7	(154918001)	SPACER - FAN	1	
8	180014446	FUEL INJECTOR PUMP	1	
9	180014447	STARTER MOTOR, 12V	1	
10	154935001	FAN PULLEY	1	
11	180014448	CAP VALVE COVER - OIL FILL	1	
12	154942001	MANIFOLD - EXHAUST, CUMMINS	1	
13	154943001	GASKET - EXHAUST MANIFOLD	1	
14	180014449	EXHAUST CLAMP	1	
15	180014450	GASKET - TURBOCHARGER, CUMMINS	1	
16	154947001	BRACKET - ALTERNATOR, UPPER	1	
17	154948001	BRACKET - ALTERNATOR, LOWER	1	
18	180014451	WATER PUMP	1	
19	154950001	GASKET - WATER PUMP	1	
20	154951001	BELT	1	
20	(180014452)	BELT	1	
21	154954001	THERMOSTAT	1	
22	154956001	GASKET - THERMOSTAT	1	
23	180014453	PUMP - OIL	1	
24	156324001	ALTERNATOR	1	
25	180012271	FUEL FILTER	1	
26	180014455	FUEL FILTER HEAD	1	
27	163644807	SENDER-TEMPERATURE	1	
28	180015488	BANJO BOLT/SCREEN ASSEMBLY	1	

Cummins 85HP Engine (SN 15476-)

Fig 09-10R01



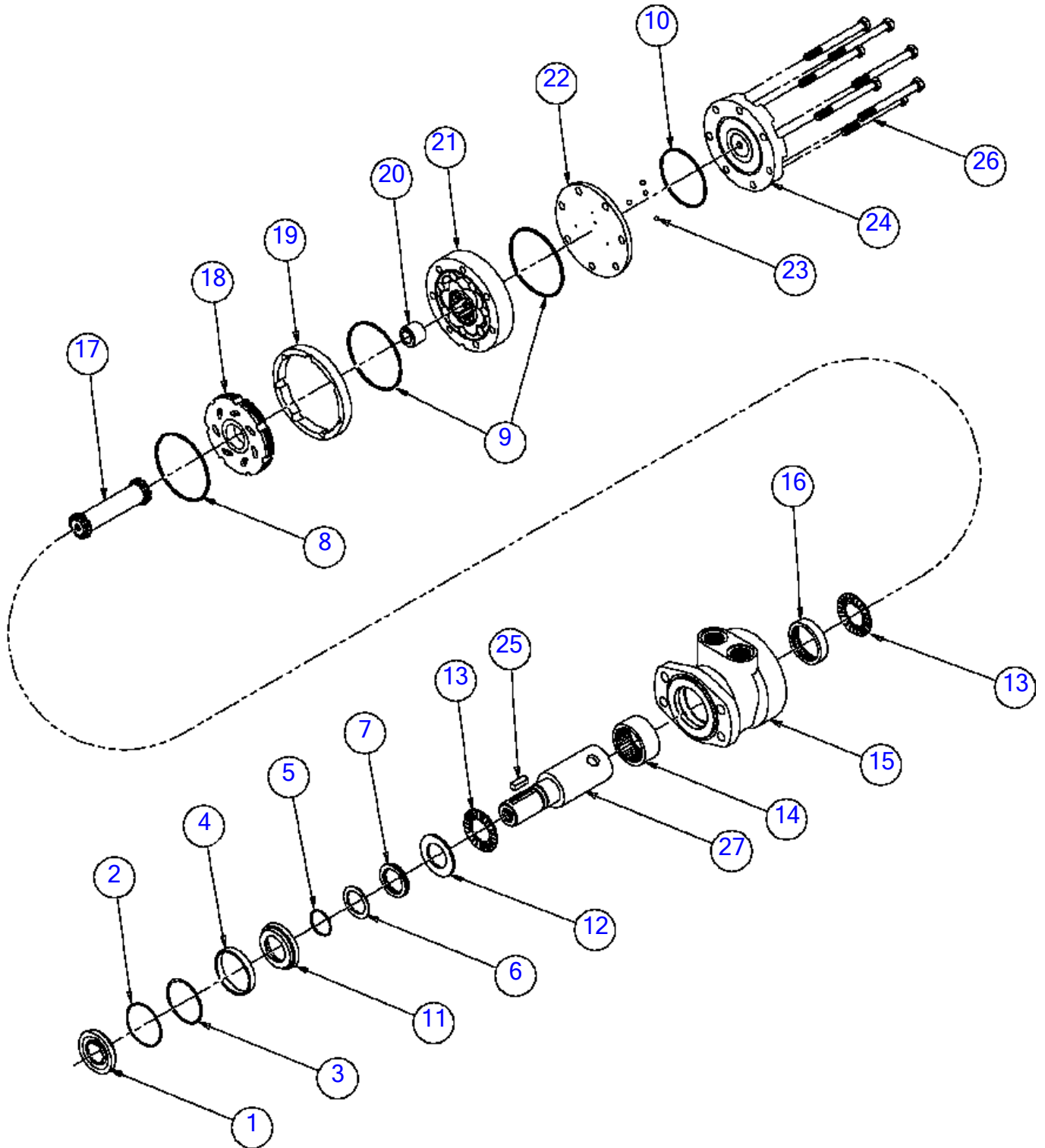
Cummins 85HP Engine (SN 15476-)

Fig 09-10R01

REF NO.	PART NO.	DESCRIPTION	QTY.	REMARKS
1	154908001	OIL FILTER - CUMMINS 3.3L	1	
1	(180011654)	REMOTE OIL FILTER	1	
2	154938001	PLUG - OIL PAN	1	
3	154939001	WASHER - DRAIN PLUG	1	
4	154907001	DIPSTICK - RIGHT SIDE, SHORT	1	
5	180014445	TUBE-DIPSTICK	1	
6	296278011	CRANKSHAFT PULLEY	1	
7	180018408	FAN SPACER	1	
7	(154918001)	SPACER - FAN	1	
8	180014446	FUEL INJECTOR PUMP	1	
9	180014447	STARTER MOTOR, 12V	1	
10	180019000	FAN PULLEY	1	
11	180014448	CAP VALVE COVER - OIL FILL	1	
12	154942001	MANIFOLD - EXHAUST, CUMMINS	1	
13	154943001	GASKET - EXHAUST MANIFOLD	1	
14	180014449	EXHAUST CLAMP	1	
15	180014450	GASKET - TURBOCHARGER, CUMMINS	1	
16	154947001	BRACKET - ALTERNATOR, UPPER	1	
17	154948001	BRACKET - ALTERNATOR, LOWER	1	
18	180014451	WATER PUMP	1	
19	154950001	GASKET - WATER PUMP	1	
20	154951001	BELT	1	
20	(180014452)	BELT	1	
21	154954001	THERMOSTAT	1	
22	154956001	GASKET - THERMOSTAT	1	
23	180014453	PUMP - OIL	1	
24	156324001	ALTERNATOR	1	
25	180012271	FUEL FILTER	1	
26	180014455	FUEL FILTER HEAD	1	
27	163644807	SENDER-TEMPERATURE	1	
28	180015488	BANJO BOLT/SCREEN ASSEMBLY	1	

Hydraulic Motor

Fig 09-11

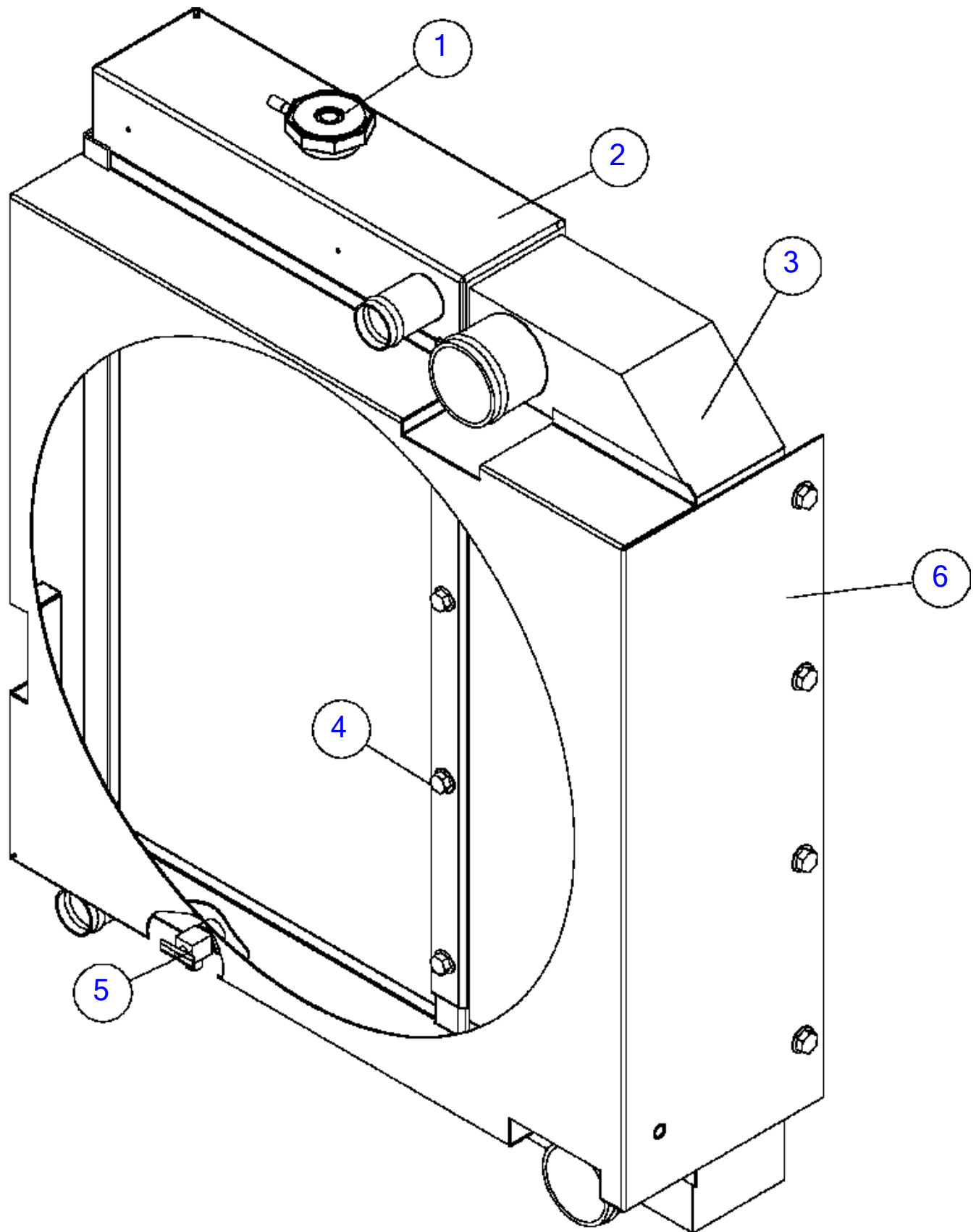


Hydraulic Motor
Fig 09-11

REF NO.	PART NO.	DESCRIPTION	QTY.	REMARKS
1		SEAL-DUST	1	NSS
2		RING-SNAP	1	NSS
3		SHIM-METAL BACKUP	1	NSS
4		SEAL-HIGH PRESSURE	1	NSS
5		SHIM-METAL BACKUP	1	NSS
6		SEAL-TEFLON BACKUP	1	NSS
7		SEAL-SHAFT	1	NSS
8		SEAL-HOUSING	1	NSS
9		SEAL-BODY	2	NSS
10		SEAL-END COVER	1	NSS
11		CARRIER-SEAL	1	NSS
12		WASHER-THRUST	1	NSS
13	118071009	BEARING-THRUST	2	
14	118071019	BEARING-FRONT SHAFT	1	
15	118071023	HOUSING	1	
16	118071021	BEARING-REAR SHAFT	1	
17	118071027	DRIVE LINK	11	
18	118071011	MANIFOLD	1	
19	118071013	BOOT-MANIFOLD	1	
20	122122003	SPACER-DRIVE LINK	1	
21	122122005	ROTOR ASSEMBLY	1	
22		PLATE-BALANCE	1	NSS
23		BALL-STEEL	4	NSS
24	118071015	END COVER	1	
25	88759025	KEY-5/16X5/16X1 1/2	1	
26	122122007	BOLT	7	
27	118071025	SHAFT	1	
	118071003	KIT-SEAL	A/R	Inc. Ref. No.'s 1 thru 10
	118071005	KIT-SEAL	A/R	Inc. Ref. No.'s 11 & 12
	118071007	*KIT-BALANCE PLATE	A/R	April, 2012 corrected part number. Inc. Ref. No.'s 22 & 23
	122122001	MOTOR - HYDRAULIC 28.33CU.IN.	A/R	Includes All Items In Figure

Cummins 85HP Radiator/Charge Air Cooler

Fig 09-12



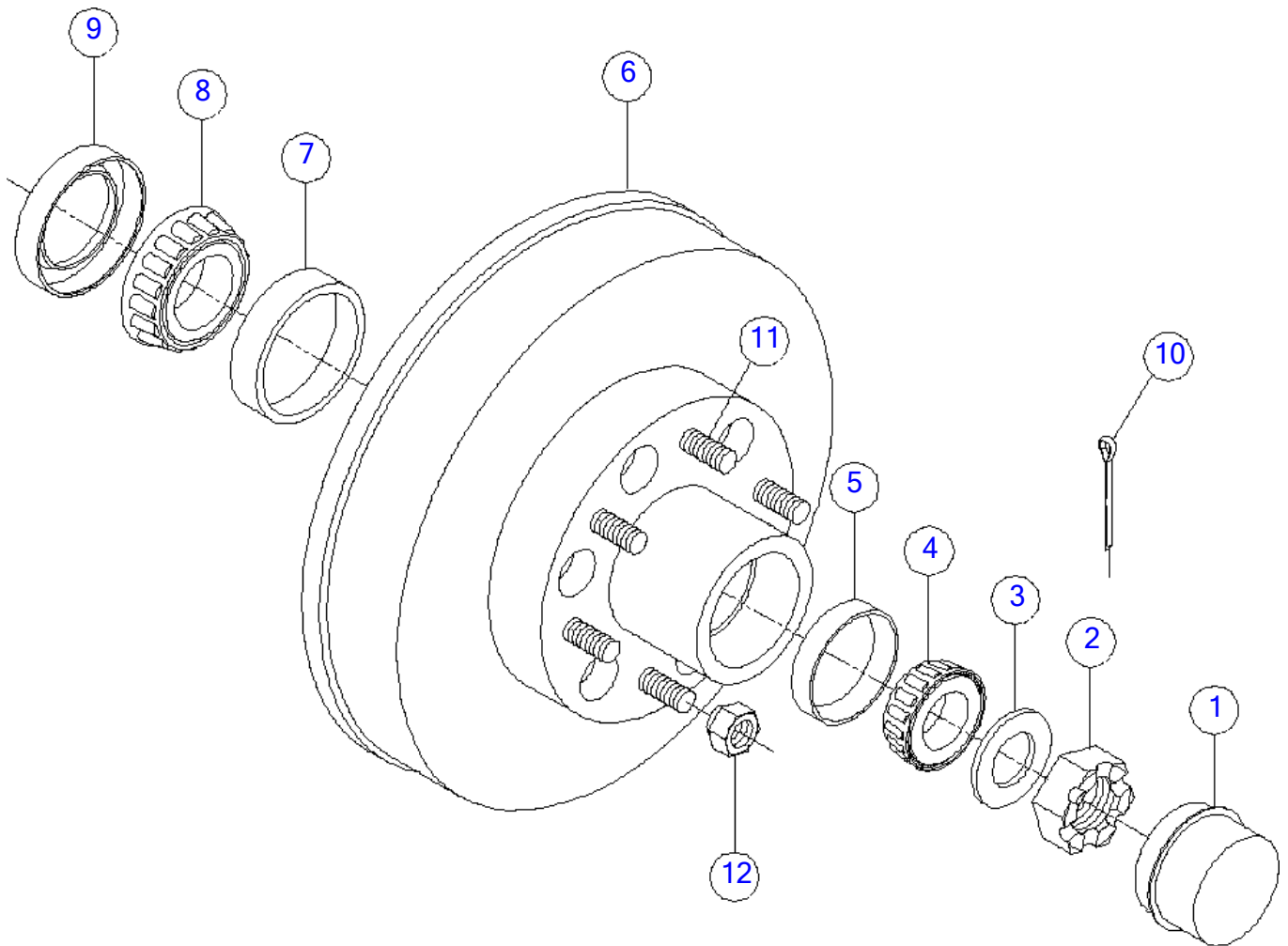
Cummins 85HP Radiator/Charge Air Cooler

Fig 09-12

REF NO.	PART NO.	DESCRIPTION	QTY.	REMARKS
1	256004003	CAP-RADIATOR (10LBS.)	1	
2	180012237	RADIATOR	1	
3	180012238	AIR COOLER	1	
4	4474006	BOLT-5/16-18X3/4 FLANGE WHIZ	16	
5	296256685	PETCOCK W/EXTENSION	1	
6	180012276	SHROUD	1	
6	(180014442)	SHROUD	1	

Axle & Drum (Hydraulic Brakes)

Fig 09-13



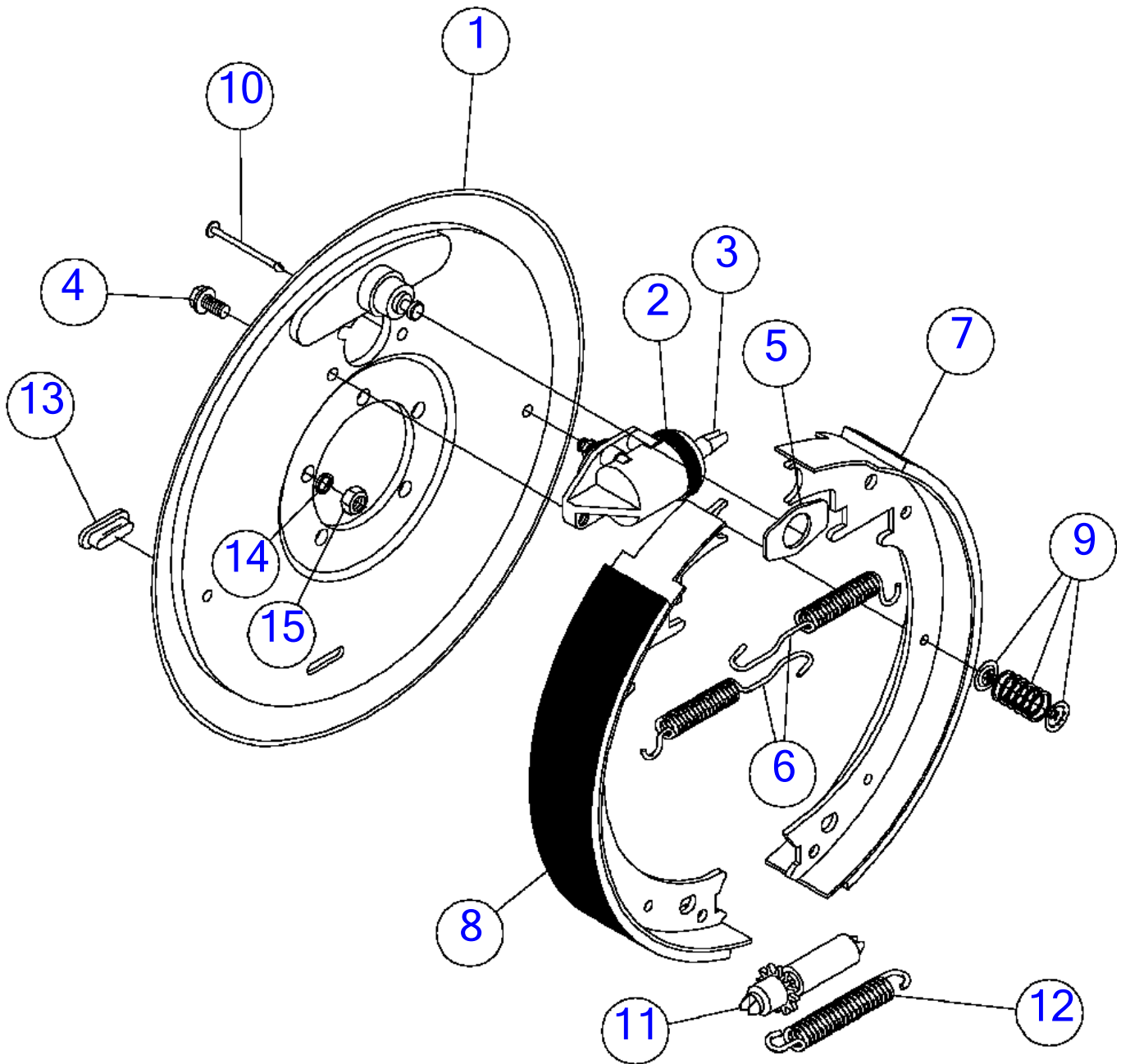
Axle & Drum (Hydraulic Brakes)

Fig 09-13

REF NO.	PART NO.	DESCRIPTION	QTY.	REMARKS
1	131334011	CAP-GREASE	1	
2	163622451	NUT-JAM	1	
3	131334013	WASHER-SPINDLE	1	
4	81476017	CONE - OUTER	1	
5	3001017	BEARING CUP 035245	1	
6	131334003	HUB & DRUM ASSY	1	
7	1715023	TIMKEN CUP 1 3/4" #25520	1	
8	1716023	TIMKEN CONE 1 3/4" #25580	1	
9	131334015	SEAL-GREASE	1	
10	163622452	NUT-SPINDLE RETAINER	1	
11	180011680	STUD-WHEEL (1/2" - 20 X 2.65")	6	
12	234133031	*NUT 9/16 DIA. 60 DEGREE CONE	6	

Hydraulic Brakes

Fig 09-14



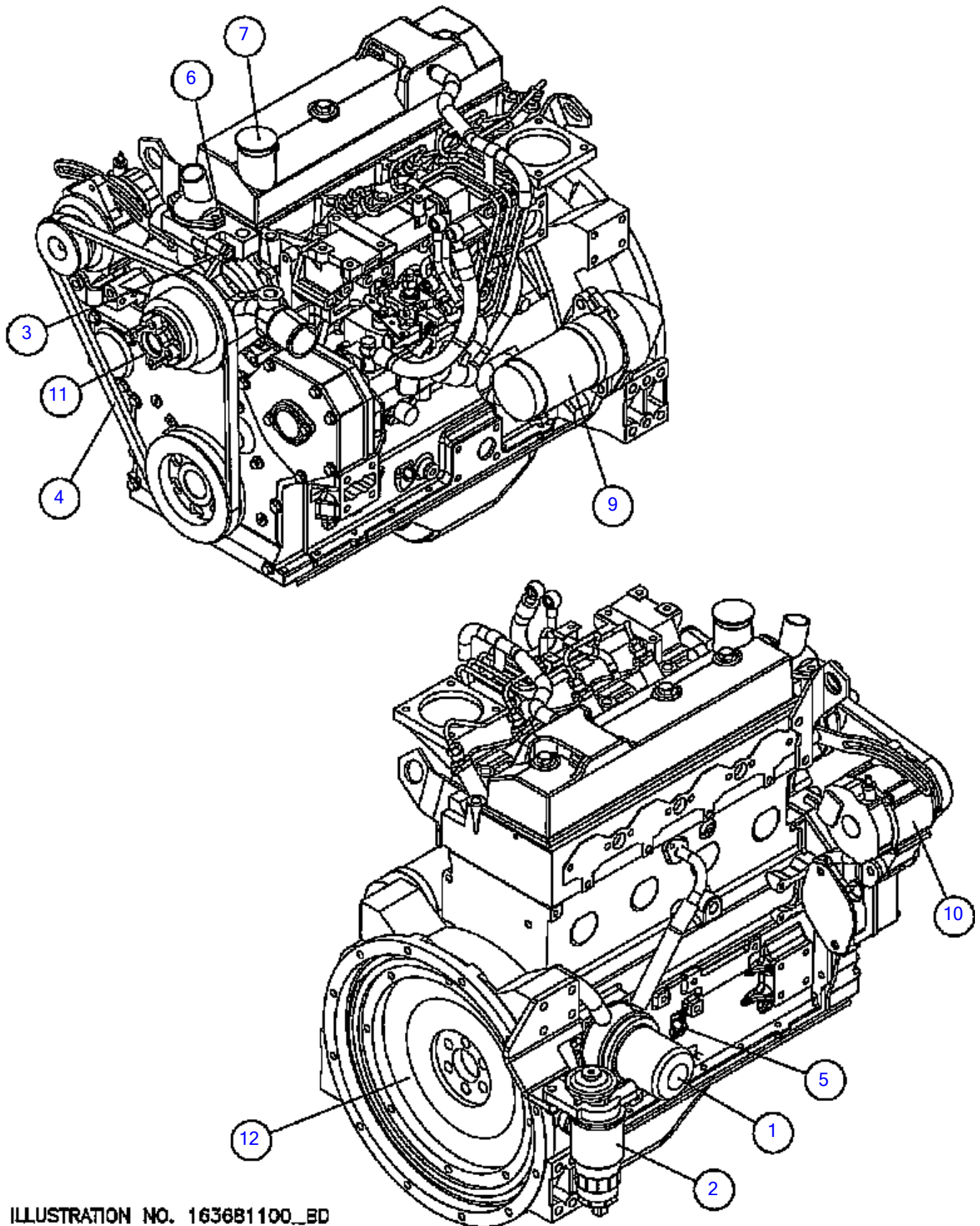
Hydraulic Brakes

Fig 09-14

REF NO.	PART NO.	DESCRIPTION	QTY.	REMARKS
1	145698007	BACKING PLATE ASSEMBLY	1	
2	145698009	BRAKE CYL. UNI-SERVO R.H.	1	Shown
	145698011	BRAKE CYL.-UNI-SERVO L.H.	1	
3	145698013	PUSH ROD	1	
4	145698015	SCREW & WASHER ASSEMBLY	2	
5	154881001	WASHER - BRAKE	1	
5	(145698017)	ANCHOR POST WASHER	1	
6	145698019	RETRACTOR SPRING	2	
7	145698021	PRIMARY SHOE & LINING	1	
8	145698023	SECONDARY SHOE & LINING	1	
9	131334043	SPRING-SHOE HOLD DOWN	2	
10	145698027	SHOE HOLD DOWN PIN	2	
11	131334027	ADJUSTER ASSEMBLY	1	
12	145698031	ADJUSTING SCREW SPRING	1	
13	79845033	PLUG- # 46-7	1	
14	131334035	LOCK WASHER	5	
15	131334037	NUT-BRAKE MOUNTING	5	
	145698003	BRAKE ASSEMBLY-COMPLETE R.H.	A/R	
	145698005	BRAKE ASSEMBLY-COMPLETE L.H.	A/R	

Cummins 74HP T4I Engine

Fig 09-15




Cummins 74HP T4I Engine

Fig 09-15

REF NO.	PART NO.	DESCRIPTION	QTY.	REMARKS
1	154908001	OIL FILTER - CUMMINS 3.3L	1	
1	(180011654)	REMOTE OIL FILTER	1	
2	154978001	FILTER - FUEL	1	
2	(180021151)	PRIMARY FUEL FILTER	1	
3	296281342	SWITCH - COOLANT TEMP.	1	
3	(180021152)	SWITCH (TEMP)	1	
4	180014452	BELT	1	
4	(180021153)	BELT	1	
5	296325254	DIPSTICK	1	Not Shown
6	154954001	THERMOSTAT	1	
6	(296325253)	THERMOSTAT	1	
7	154940001	CAP - OIL FILL	1	
7	(296325258)	OIL FILL-VALVE COVER	1	
8	180012261	SIDE OIL FILL CAP	1	Not Shown
8	(180021154)	OIL FILL CAP SIDE FILL	1	Not Shown
9	180012260	STARTER MOTOR, 12V	1	
9	(180021155)	STARTER	1	
10	156324001	ALTERNATOR	1	
10	(180021156)	ALTERNATOR	1	
11	180021157	FAN SPACER	1	
12	180021158	FLYWHEEL	1	Not Shown
	163681100	ENGINE-CUMMINS 74 HP 3.3T TIER 4I	A/R	Complete

Copyright
Fig 99



No part of this manual may be reproduced in any form or by any means, electronic or mechanical, including photocopying, recording, or by any information storage and retrieval systems, without the express written consent of Vermeer Corporation.

Copyright 2009-2014 Vermeer Corporation

All rights reserved.

Vermeer Corporation

1210 Vermeer Road East, P.O. Box 200

Pella, Iowa 50219-0200, USA

No part of this manual may be reproduced in any form or by any means, electronic or mechanical, including photocopying, recording, or by any information storage and retrieval systems, without the express written consent of Vermeer Corporation.

Copyright 2009-2014, 2017-2020 Vermeer Corporation
All rights reserved.
Vermeer Corporation
1210 Vermeer Road East, P.O. Box 200
Pella, Iowa 50219-0200, USA